


Kirkland's Home

Product Instructions for:

DINING TABLE GLENN NATURAL RECT 68X34X30



Kirkland's Home

Manufactured & Distributed for
Kirkland's Store, Inc.
Jackson, TN 38301
Made in India

SKU 306184

Page 1 of 5

DINING TABLE GLENN NATURAL RECT 68X34X30

ASSEMBLY REQUIREMENTS

2-Person Assembly
10 Minutes Assembly Time

ASSEMBLY PREPARATION

1. Choose an assembly location that is flat and in close proximity to where the product will be used. Allow ample room to work.
2. To prevent scratching on finish: Assemble on a clean, soft surface such as carpet or on a cloth.
3. Remove all packing materials, staples and packing straps from the carton. Make sure to carefully un-pack the product.
4. Review hardware list and ensure all components are present and in good condition.

SAFETY PRECAUTIONS

1. **KEEP ALL HARDWARE OUT OF CHILDREN'S REACH.**
2. **DISPOSE OF PLASTIC PACKING MATERIALS IMMEDIATELY TO AVOID RISK OF SUFFOCATION TO CHILDREN AND ANIMALS.**

ASSEMBLY PRECAUTIONS



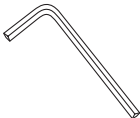
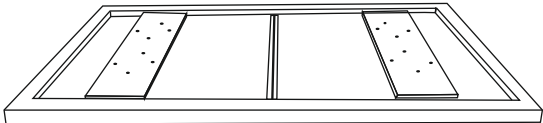

1. Identify the required parts and hardware prior to each assembly step.
2. **DO NOT** use power tools for assembly.
3. **DO NOT** over tighten hardware. Damage may occur.
4. **DO NOT** sit or stand on partially assembled product.

CARE AND USE

1. For Residential Use Only (Non-Commercial).
2. Recommended for Indoor Use Only.
3. **DO NOT** use product if components are damaged. Check all hardware periodically and re-tighten as necessary.
4. **DO NOT** sit or stand on product. Use only for intended purpose.
5. **DO NOT** drag product across floor. Exercise caution when moving product.
6. **DO NOT** place hot items directly on product surface.
7. **DO NOT** use commercial or harsh abrasive cleaners on surfaces. Wipe with soft, damp cloth.
8. **DO NOT** allow liquid of any kind to remain on product. Absorption may cause surface damage.

DINING TABLE GLENN NATURAL RECT 68X34X30

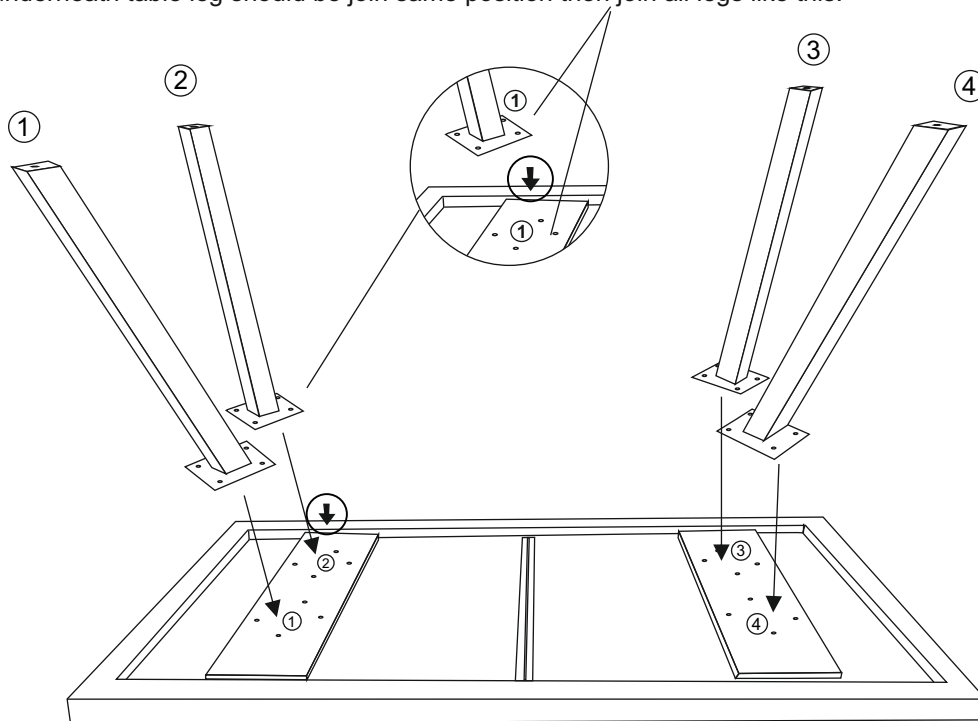
ENSURE ALL PARTS AND HARDWARE ARE PRESENT AND IN GOOD CONDITION BEFORE DISPOSAL OF PACKAGING.

Parts/Hardware List	
<div><div>A Bolt M5/16 x 20 mm (16)</div><div></div></div>	<div><div>B Flat Washer M8 2x30mm (16)</div><div></div></div>
<div><div>C Allen Key (1)</div><div></div></div>	<div><div>1 Table Top (1)</div><div></div></div>
<div><div>2 Legs (4)</div><div></div></div>	

DINING TABLE GLENN NATURAL RECT 68X34X30

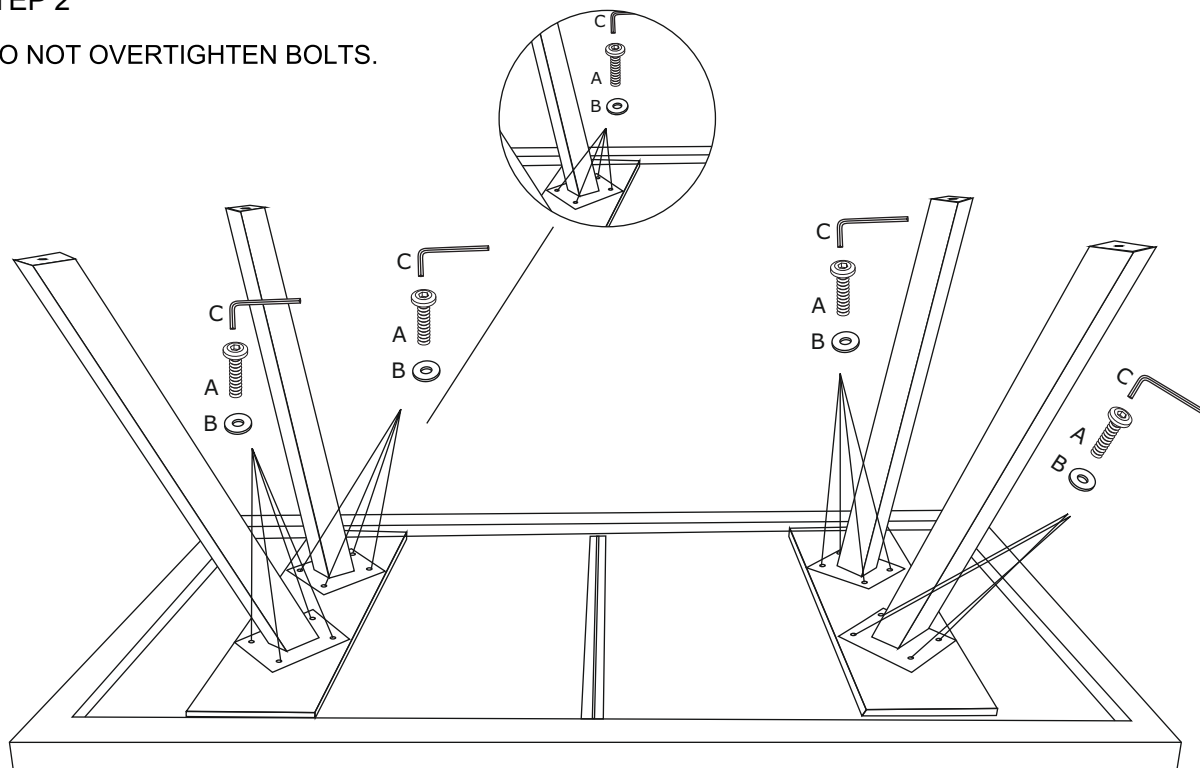
STEP 1

Put leg #1 in position #1 on underneath table. if 1 number is mentioned on the leg & where 1 number is mentioned underneath table leg should be join same position then join all legs like this.



STEP 2

DO NOT OVERTIGHTEN BOLTS.



DINING TABLE GLENN NATURAL RECT 68X34X30

STEP 3

TIGHTEN ALL BOLTS COMPLETELY AND YOUR
PRODUCT IS READY.

