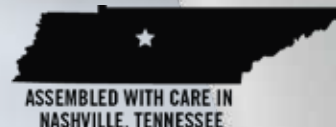




Hunter



ASSEMBLED WITH CARE IN
NASHVILLE, TENNESSEE.



P.02 About Us	P.31 TRAK
P.03 Why Hunter	P.35 STINGRAY
P.05 Features	P.37 Controls
P.07 The difference between a home ceiling fan and an hvs fan	P.39 Colors / Downrods
P.08 Ventilation	P.41 Applications
P.09 TITAN	P.43 Energy Savings
P.13 ECO	P.44 What difference a fan can make in your facility?
P.17 DDI	P.45 How do they work?
P.19 XP	P.46 ROI
P.21 RM	P.46 Computational Fluid Dynamics (CFD)
P.25 Jan-Fan	



We invented the ceiling fan. We've reinvented industrial ceiling fans.

You don't outclass the competition for more than a century by resting on your laurels. Since 1886 - when Hunter Fan Company first invented the ceiling fan - we've never stopped pushing the boundaries of what's possible. Our commitment to quality, craftsmanship, and innovation is why we remain unrivaled today - and why our fans last for generations. Hunter Industrial is part of that heritage, and our high-volume, low-speed fans embody our passion for pioneering breakthroughs in ceiling fan technologies. In other words, "Wow."

WHY HUNTER?

HVLS FAN BENEFITS

We make the most efficient fans in the world, which gives you massive performance while using less power. Less power leads to lower operating cost and year-round saving for you. Save on energy usage compared to other HVLS fans and up to 12 times the air movement of conventional high-speed fans.



Efficiency

Hunter fans deliver more output, with less horsepower giving you widespread air movement, lower operating costs and year-round savings.



Weight

Hunter's Industrial fans are 20% lighter than the competition.



Installation

From pre-installed bolts, to pre-wired downrods and pre-aligned mounting brackets, every detail of a Hunter HVLS fan is meticulously designed for faster, easier installation.



Maintenance

No more maintenance cost, potential oil spill and noises. Hunter HVLS fans are made to last with little to no maintenance.



Refresh environment's temperature



Avoid heat and fatigue accidents in employees



Reduce dust



Reduce relative humidity, creating a drier and cooler environment



Provide a constant airflow inside installation area



Distribute, mix and move air throughout the area, avoiding hot/cold spots



Get rid of insects inside finished product area or general working areas



Reduce strong odors

FEATURES

World's First Manufactured Direct Drive Motor for HVLS

While other manufacturers use repurposed gearboxes to efficiently power fans, we created the world's first direct drive motor specifically for HVLS fans. This means our motor is the most efficient in the industry.

Most Efficient in the Industry

Combine our direct drive motor, blade profile, plug-n-play system, and ease of install, and you get the most efficient HVLS fan in the industry. More air output leads to widespread air movement, lower operating costs, and year-round savings.

Cutting Edge Blade Technology

Instead of taking from outdated sources like our competitors, we teamed up with an aerospace engineer on our fan blade profile to maximize the efficiencies of the rotor for our speeds and diameters.

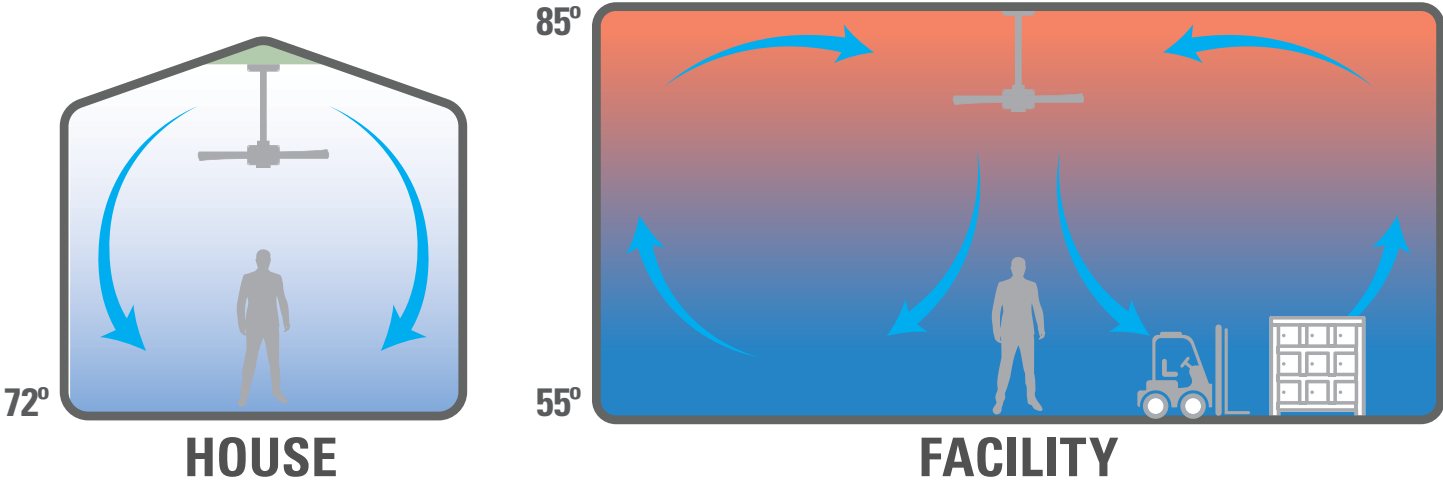
Effortless Install

We reduced the weight, number of blades, parts, and hardware of the fan and paired it with our plug-n-play system to make install a breeze.



THE DIFFERENCE BETWEEN A HOME CEILING FAN AND AN HVLS FAN

WHY FACILITIES NEED HVLS FANS



DESTRATIFICATION: A PRIMER

Fans designed for destratification to reduce hot and cold spots through the mixing of air in large industrial and commercial spaces, resulting in significantly reduced energy cost and increased comfort. Over time, a continuous mixing of air will promote a more uniform temperature profile from floor to ceiling.

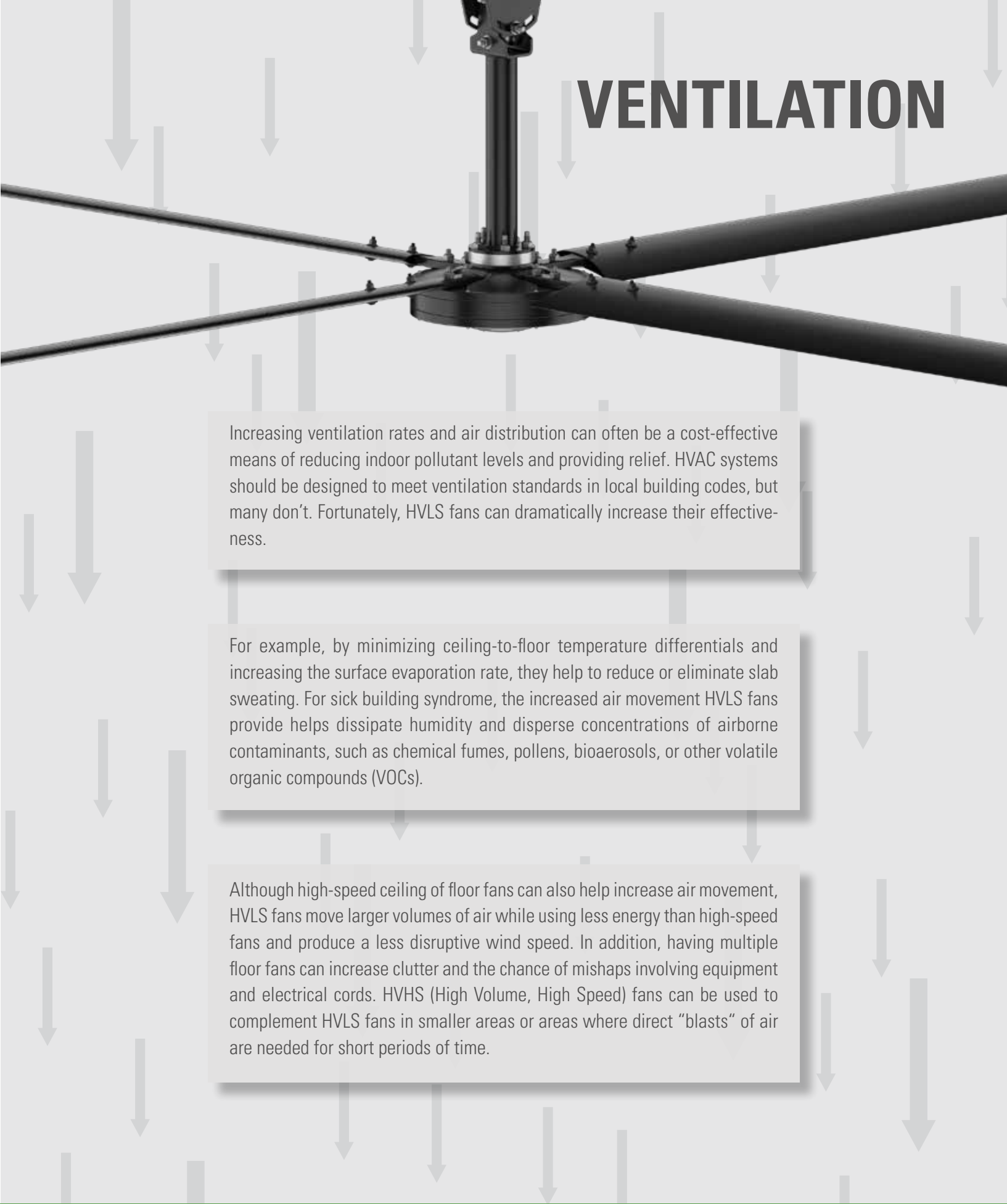


Moisture Control



Excess moisture and humidity can rust metal products and ruin corrugated cardboard boxes. Increased airflow is key to controlling condensation and corrosion, The air movement produced by an HVLS fan can keep condensation from setting on the floor or product.

VENTILATION



Increasing ventilation rates and air distribution can often be a cost-effective means of reducing indoor pollutant levels and providing relief. HVAC systems should be designed to meet ventilation standards in local building codes, but many don't. Fortunately, HVLS fans can dramatically increase their effectiveness.

For example, by minimizing ceiling-to-floor temperature differentials and increasing the surface evaporation rate, they help to reduce or eliminate slab sweating. For sick building syndrome, the increased air movement HVLS fans provide helps dissipate humidity and disperse concentrations of airborne contaminants, such as chemical fumes, pollens, bioaerosols, or other volatile organic compounds (VOCs).

Although high-speed ceiling of floor fans can also help increase air movement, HVLS fans move larger volumes of air while using less energy than high-speed fans and produce a less disruptive wind speed. In addition, having multiple floor fans can increase clutter and the chance of mishaps involving equipment and electrical cords. HVHS (High Volume, High Speed) fans can be used to complement HVLS fans in smaller areas or areas where direct "blasts" of air are needed for short periods of time.



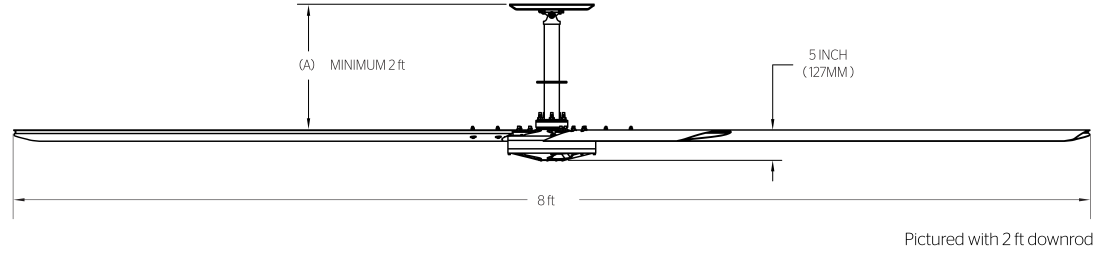
TITAN

TECHNICAL SPECIFICATIONS

- Direct Drive Motor
- Best performance in industry
- Plug-n-Play Design
- Limited Lifetime Motor Warranty is backed by the only company with over 135 years in the fan business

It's the most efficient technology in the ceiling fan industry, allowing widespread air movement, lower operating costs, and year-round savings.

FAN DIAMETER	24', 20', 18', 16', 14' 7,3M, 6,1M, 5,5M, 4,9M, 4,3M
INPUT POWER OPTIONS	AC 1PH 200-240V 50-60Hz AC 3PH 200-240V 50-60Hz AC 3PH 380-480V 50-60Hz
POWER (HP)	1HP and 3/4HP
MAX. AFFECTED AREA	22500 SQ. FT. (2090 M2)
NOISE	<55DB
5 AIRFOILS MATERIAL	6005A STRUCTURAL GRADE ALUMINUM
CERTIFICATIONS	ETL/INTERTEK-CERTIFIED TO ANSI/UL 507 AND CSA C22.2 NO. 113 IN NORTH AMERICA INTERNATIONAL IEC 61800-3 AND CE
WARRANTY	LIFETIME WARRANTY. REVIEW WARRANTY STATEMENT FOR MORE INFORMATION



Pictured with 2 ft downrod

FAN DIAMETER		INPUT POWER OPTIONS				POWER		FAN SPACING		Max. Affected Area		MAX SPEED	NOISE	WEIGHT	
ft	m	480V/ 3PH	240V/ 3PH	240V/ 1PH	120V/ 60HZ	HP	Max Watts	(ft)	(m)	(sqft)	(m2)	RPM	dB	LBS	KGS
14	4.26	X	X	X		3/4 HP	650	70	22	7744	719	105	<55	168	76.2
16	4.9	X	X	X		1 HP	1075	80	25	10000	930	102	<55	175	79
18	5.5	X	X	X		1 HP	1010	90	28	12769	1186	95	<55	183	83
20	6.1	X	X	X		1 HP	820	100	31	15625	1451	82	<55	190	86
24	7.32	X	X	X		1 HP	1065	120	37	22500	2090	70	<55	204	93

DOWNRODS AVAILABLE										
Ft	2	3	4	5	6	7	8	9	10	
Inches	24	36	48	60	72	84	96	108	120	
m	0.6096	0.9144	1.2192	1.524	1.8288	2.1336	2.4384	2.7432	3.048	



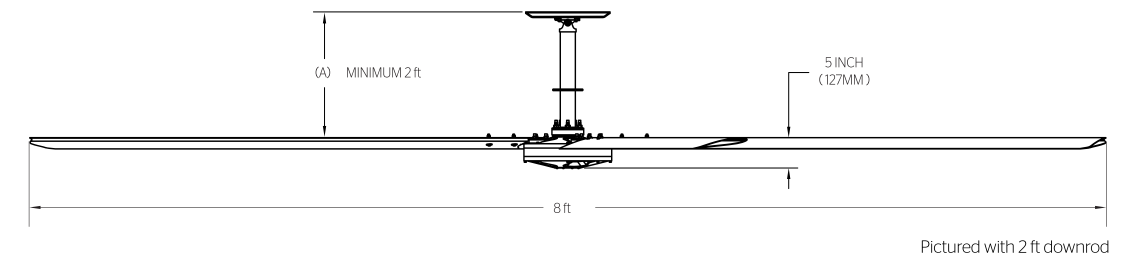


TECHNICAL SPECIFICATIONS

- Direct Drive Motor
- Best performance for the price
- Plug-n-Play Solutions
- Limited Lifetime Motor Warranty is backed by the only company with over 135 years in the fan business

Hunter Industrial continues its tradition of innovation with the launch of its ECO line. These high-volume, low-speed fans are the most lightweight and economical industrial fans in the market.

FAN DIAMETER	24', 20', 18', 16', 14', 12', 10', 8' 7.3M, 6.1M, 5.5M, 4.9M, 4.3M, 3.7M, 3.1M, 2.5M
INPUT POWER OPTIONS	AC 1PH 200-240V 50-60Hz AC 3PH 200-240V 50-60Hz AC 3PH 380-480V 50-60Hz
POWER (HP)	5/8HP
MAX. AFFECTED AREA	14400 SQ FT. (1338 M2)
NOISE	<55DB
4 AIRFOILS MATERIAL	6005A STRUCTURAL GRADE ALUMINUM. BLACK MATTE
CERTIFICATIONS	ETL/INTERTEK-CERTIFIED TO ANSI/UL 507 AND CSA C22.2 NO. 113 IN NORTH AMERICA INTERNATIONAL IEC 61800-3 AND CE
WARRANTY	LIFETIME WARRANTY. REVIEW WARRANTY STATEMENT FOR MORE INFORMATION



FAN DIAMETER		INPUT POWER OPTIONS				POWER		FAN SPACING		Max. Affected Area		MAX SPEED	NOISE	WEIGHT	
ft	m	480V/ 3PH	240V/ 3PH	240V/ 1PH	120V/ 60HZ	HP	Max Watts	(ft)	(m)	(sqft)	(m2)	RPM	dB	LBS	KGS
8	2.45	X	X	X		5/8 HP	455	32	9.75	1600	149	190	<55	87	40
10	3.05	X	X	X		5/8 HP	705	40	12.20	2500	232	140	<55	94	43
12	3.66	X	X	X		5/8 HP	675	48	14.63	3600	334	110	<55	101	46
14	4.27	X	X	X		5/8 HP	685	56	17.07	4900	455	100	<55	128	58
16	4.88	X	X	X		5/8 HP	795	64	19.50	6400	595	90	<55	135	61
18	5.5	X	X	X		5/8 HP	730	72	22.00	8100	753	80	<55	138	62
20	6.1	X	X	X		5/8 HP	820	80	24.40	10000	929	70	<55	145	66
24	7.32	X	X	X		5/8 HP	975	96	29.30	14400	1338	60	<55	159	72

DOWNRODS AVAILABLE										
Ft	2	3	4	5	6	7	8	9	10	
Inches	24	36	48	60	72	84	96	108	120	
m	0.6096	0.9144	1.2192	1.524	1.8288	2.1336	2.4384	2.7432	3.048	





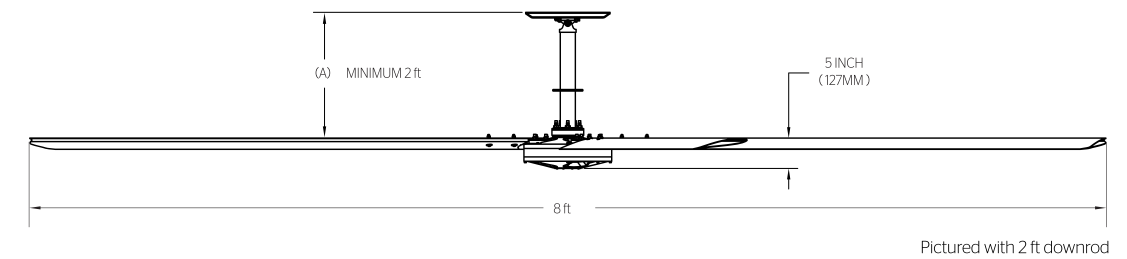
DDI

TECHNICAL SPECIFICATIONS

- Direct Drive Motor
- Best performance for the price
- Plug-n-Play Solutions
- Warranty (5 years)

Hunter offers a unique, economical, sustainable and more efficient solution.

FAN DIAMETER	24", 20" 7.3M, 6.1M
INPUT POWER OPTIONS	AC 1PH 200-240V 50-60Hz AC 3PH 200-240V 50-60Hz AC 3PH 380-480V 50-60Hz
POWER (HP)	0.9HP
MAX. AFFECTED AREA	13,000 SQ FT. (1,208 M2)
NOISE	<55dB
3 AIRFOILS MATERIAL	6005A STRUCTURAL GRADE ALUMINUM
CERTIFICATIONS	ETL/INTERTEK-CERTIFIED TO ANSI/UL 507 AND CSA C22.2 NO. 113 IN NORTH AMERICA INTERNATIONAL IEC 61800-3 AND CE
WARRANTY	5 YEARS WARRANTY. REFER TO WARRANTY STATEMENT



FAN DIAMETER		INPUT POWER OPTIONS				POWER		FAN SPACING		Max. Affected Area		MAX SPEED	NOISE	WEIGHT	
ft	m	480V/3PH	240V/3PH	240V/1PH	120V/60HZ	HP	Max Watts	(ft)	(m)	(sqft)	(m2)	RPM	dB	LBS	KGS
20	6.1	X	X	X		0.9	650	60	18.00	11000	1022	76	<55	141	64
24	7.32	X	X	X		0.9	670	72	22.00	13000	1208	61t	<55	150	68

	DOWNRODS AVAILABLE									
Ft	2	3	4	5	6	7	8	9	10	
Inches	24	36	48	60	72	84	96	108	120	
m	0.6096	0.9144	1.2192	1.524	1.8288	2.1336	2.4384	2.7432	3.048	

XP

Rigid Mount Included

For installations where guy wires are not needed. Hunter industrial offers a rigid mount.

MODELS AVAILABLE FOR XP

14'	12'	10'	8'	7'
4.27M	3.65M	3.05M	2.44M	2.13M

RIGID DOWNRODS:

4'	3'	2'
1.21M	0.91M	0.61M

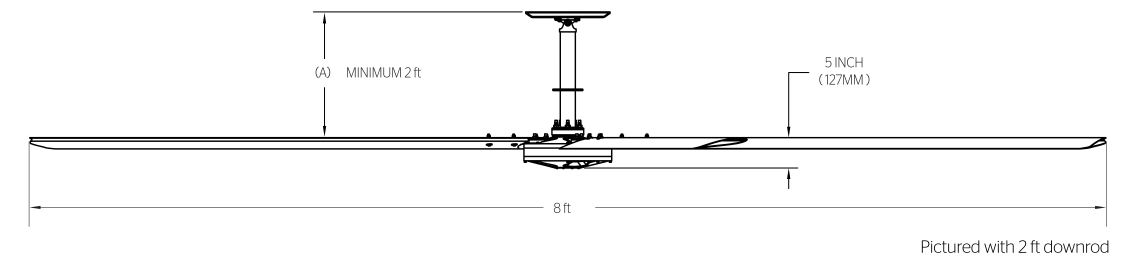


TECHNICAL SPECIFICATIONS

- Lighter Industrial and Commercial
- Rigid mount; no guywires needed
- 350 Series Digital Control
- Limited Lifetime Motor Warranty is backed by the only company with over 135 years in the fan business


Introducing the newest addition to Hunter's Industrial fan line – the highly efficient XP series, specifically designed for year-round HVAC cost savings and hassle-free installation. Just when you thought it couldn't get much better, the #1 most trusted name in ceiling fans continues to provide you with the maintenance-free reliability that is synonymous with every Hunter fan.

FAN DIAMETER	14', 12', 10', 8', 7' 4.3M, 3.7M, 3.1M, 2.5M, 2.1M
INPUT POWER OPTIONS	AC 1PH 100-120V 50/60Hz
POWER (HP)	5/8HP
MAX. AFFECTED AREA	4,900 SQ. FT. (455 M2)
NOISE	<55DB
4 AIRFOILS MATERIAL	6005A STRUCTURAL GRADE ALUMINUM. BLACK MATTE
CERTIFICATIONS	ETL/INTERTEK-CERTIFIED TO ANSI/UL 507 AND CSA C22.2 NO. 113 IN NORTH AMERICA
WARRANTY	LIFETIME WARRANTY. REVIEW WARRANTY STATEMENT FOR MORE INFORMATION



FAN DIAMETER		INPUT POWER OPTIONS				POWER		FAN SPACING		Max. Affected Area		MAX SPEED	NOISE	WEIGHT	
ft	m	480V/ 3PH	240V/ 3PH	240V/ 1PH	120V/ 60HZ	HP	Max Watts	(ft)	(m)	(sqft)	(m2)	RPM	dB	LBS	KGS
7	2.45				X	5/8 HP	345	32	9.75	1225	114	200	<55	100	45
8	2.45				X	5/8 HP	360	32	9.75	1600	149	156	<55	104	47
10	3.05				X	5/8 HP	670	40	12.20	2500	232	139	<55	108	49
12	3.66				X	5/8 HP	730	48	14.63	3600	334	108	<55	117	53
14	4.27				X	5/8 HP	715	56	17.07	4900	455	108	<55	121	55

RIGID DOWNRODS AVAILABLE			
Ft	2	3	4
Inches	24	36	48
m	0.6096	0.9144	1.2192



RM

Rigid Mount Available

For installations where guy wires are not needed. Hunter industrial offers a rigid mount for four RM diameters.

MODELS AVAILABLE FOR RM SERIES

14'	12'	10'	8'
4.27M	3.65M	3.04M	2.44M

RIGID DOWNRODS:

4'	3'	2'
1.21M	0.91M	0.61M

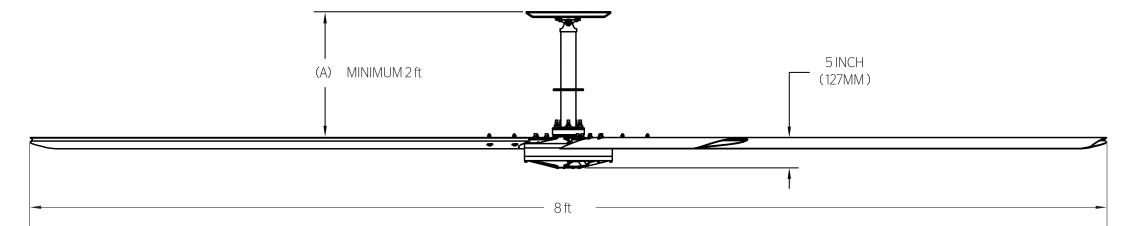


TECHNICAL SPECIFICATIONS

- Lighter Industrial and Commercial
- Rigid mount; no guywires needed
- 350 Series Digital Control
- Limited Lifetime Motor Warranty is backed by the only company with over 135 years in the fan business

Introducing the newest addition to Hunter's Industrial fan line – the highly efficient RM series, specifically designed for year-round HVAC cost savings and hassle-free installation. Just when you thought it couldn't get much better, the #1 most trusted name in ceiling fans continues to provide you with the maintenance-free reliability that is synonymous with every Hunter fan.

FAN DIAMETER	14', 12', 10', 8' 4.27M, 3.65M, 3.04M, 2.44M
INPUT POWER OPTIONS	AC 1PH AND 3PH 220V-240V / 50-60HZ
POWER (HP)	5/8HP
MAX. AFFECTED AREA	5,041 SQ. FT. (468 M2)
NOISE	<55DB
4 AIRFOILS MATERIAL	6005A STRUCTURAL GRADE ALUMINUM. BLACK MATTE
CERTIFICATIONS	ETL/INTERTEK-CERTIFIED TO ANSI/UL 507 AND CSA C22.2 NO. 113 IN NORTH AMERICA INTERNATIONAL IEC 61800-3 AND CE
WARRANTY	LIFETIME WARRANTY. REVIEW WARRANTY STATEMENT FOR MORE INFORMATION



FAN DIAMETER		INPUT POWER OPTIONS				POWER		FAN SPACING		Max. Affected Area		MAX SPEED	NOISE	WEIGHT	
ft	m	480V/ 3PH	240V/ 3PH	240V/ 1PH	120V/ 60HZ	HP	Max Watts	(ft)	(m)	(sqft)	(m2)	RPM	dB	LBS	KGS
8	2.45		X	X		5/8 HP	345	32	9.75	2704	251	190	<55	87	40
10	3.05		X	X		5/8 HP	620	40	12.20	3600	334	140	<55	94	43
12	3.66		X	X		5/8 HP	590	48	14.63	4489	417	110	<55	101	46
14	4.27		X	X		5/8 HP	630	56	17.07	5041	468	100	<55	128	58

RIGID DOWNRODS AVAILABLE			
Ft	2	3	4
Inches	24	36	48
m	0.6096	0.9144	1.2192



Booths 325-350

Booths 425-450

Booths 351-375

Booths 475-500

JAN FAN IS NOW PART OF THE HUNTER FAN CO. FAMILY.

Jan Fan, since 1958 has been a leading manufacturer of industrial and commercial fans that are extremely energy efficient and designed to last.



Industrial duty features

Modular design delivers ultimate flexibility

Provides greater air velocity

Made with 3" Steel Base

Full 5-Year Warranty

Up to 5x the energy savings when compared to existing barrel fan motors

Compatible with the Jan Fan Energy Savings Module

THE AIR CIRCULATOR SPECIALISTS

World's Finest Heavy Duty Industrial Fans



The Jan Fan Difference



Made in USA



**Warranty
5 Years**



**3 fan blades sizes:
20" (51 cm)
24" (61cm)
30" (76cm)**




**1/4HP (110 & 230V)
2-speed motor**



INDUSTRIAL AIR CIRCULATORS

FAN DIAMETER SIZE OPTIONS



Fan blade diameter: 20"(51 cm) | 24"(61cm) | 30"(76cm)
Total cage diameter: 26"(66 cm) | 32"(81cm) | 38"(97cm)

HIGH EFFICIENCY PSC MOTOR

Motor Power: 1/4 HP

Input Power: 115V 1-Phase 60Hz & 230V 1-phase 50HZ

Max Current at Full Speed: 2.4 Amps

2 Speed Control: Rocker Switch


High Air Velocity:

500 ft/min (2.54 m/s) at 35ft (10.6m) distance

100 ft/min (0.5 m/s) at 125ft (38m) distance



MOUNTING OPTIONS

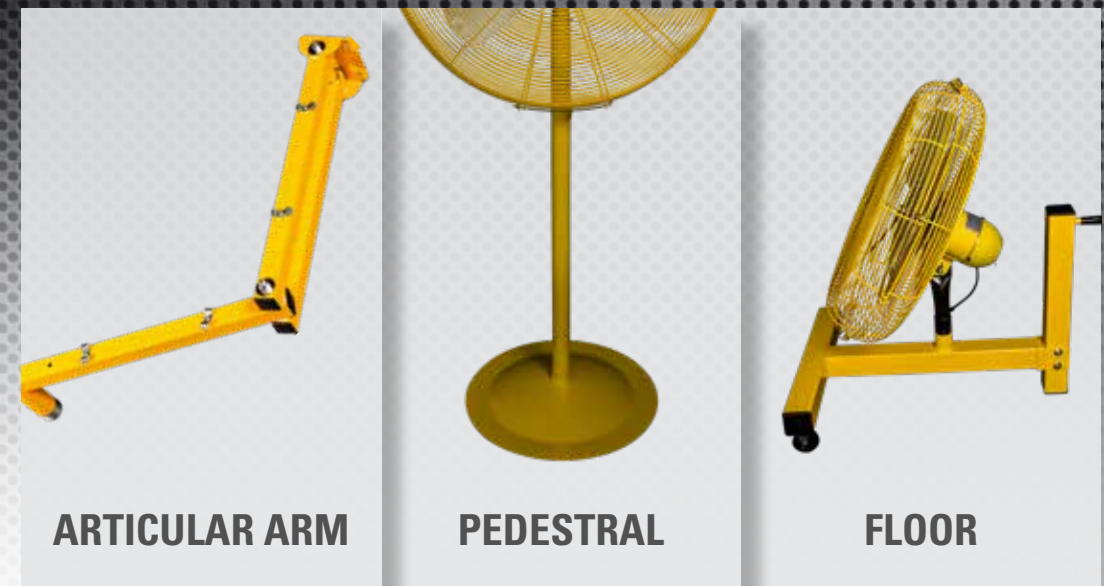


ADAPTER

C-CHANNEL

WALL

I-BEAM



ARTICULAR ARM

PEDESTAL

FLOOR



INDUSTRIAL AIR CIRCULATORS



Description

- 12" fan Blade
- Only available 120v/60hz
- Specifications at high speed: 2375 CFM, 44dB
- Motor is 3-speed, high efficiency (50 watts), totally enclosed, permanently lubricated
- 10' long 3-conductor power cord
- Easy cleaning, powder coated steel, quick release guards
- Comes as a floor or tabletop mount fan. Also included wall or workstation bracket.
- 2-year warranty

BOTH THE STAND AND BRACKET ARE INCLUDED

HIGH POWER LED LIGHT

Durable aluminum housing and rugged components designed to withstand industrial applications

Compatible with 12", 20", or 24" Jan Fan Industrial Air Circulators

Fan and Light can be mounted simultaneously "Safety Yellow" for enhanced visibility

Cool to the touch

50,000-hour LED life

ETL/cETL/CE



Safety & Advanced Features

- Energy savings module
- Modular designs for part interchangeability
- Positive locking guard with quick release for safe access
- Spring-type steel blades with front hub
- Safety cable for over-head mounted fans guard color options: safety yellow or silver

Certifications & warranty

Certifications: ETL/Intertek to ANSI/UL 506
CSA C22.2 No. 113 NA/ INTERNACIONAL IEC 61800-3 and CE

Adheres to OSHA and UL probe regulations

Warranty: Full 5-year warranty



TRAK™

MODERN COMMERCIAL FAN

MOTOR	Reversible, 8-speed DC Motor
SIZES AVAILABLE	60", 72", 84", 96" 1.52M, 1.83M, 2.13M, 2.44M
LIGHT VERSION	30W LED, 900 Lumens, LM/W 30
MOTOR CONTROL	120v Single Phase 50/60hz 240v Single Phase 50/60hz
LOCATION	Indoor & Outdoor. IP 45
BLADES MATERIAL	6061-T6 Aircraft Grade aluminum
HOUSING MATERIAL	Prime Plastic
SAFETY CABLE	1/4" 7x19 Safety Cable
FINISH COLORS	Fresh White, Matte Silver, Matte Black
CONTROL OPTIONS	Remote Control Included
DOWNROD SIZES	24", 36", 48", 60" 60cm, 91cm, 122cm, 152cm Included standard downrod 11" (28cm)
WARRANTY	3 years



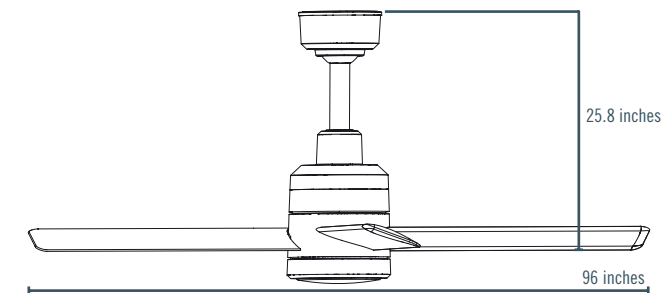
FRESH WHITE



MATTE SILVER



MATTE BLACK



DIAMETER	LOCATION	INPUT POWER	MAX AMPS	MAX. AFFECTED AREA	MAX VELOCITY	CFM*	WATTS AT MAX*	WEIGHT
60"/(1.52 m)	Indoor Outdoor	120v & 240v /50-60hz	1.16 A	20ft diameter / 400 sq. ft 6m diameter / 37.16 m ²	9.82 MPH 4.39 M/S	13,032.00	91.2	48 Lbs 21.77 Kgs
72"/(1.82 m)	Indoor Outdoor	120v & 240v /50-60hz	1.16 A	24ft diameter / 576 sq. ft 7.31m diameter / 53.51 m ²	9.31 MPH 4.16 M/S	17,895.00	103	48.5 Lbs 22 Kgs
84"/(2.13 m)	Indoor Outdoor	120v & 240v /50-60hz	1.16 A	28ft diameter / 784 sq. ft 8.53m diameter / 72.83 m ²	8.51 MPH 3.80 M/S	22,110.00	90.7	49 Lbs 22.22 Kgs
96"/(2.43 m)	Indoor Outdoor	120v & 240v /50-60hz	1.16 A	32ft diameter / 1,024 sq. ft 9.75m diameter / 95.13 m ²	8 MPH 3.57 M/S	24,758.00	118.70	49.5 Lbs 22.45 Kgs

*CFM AMCA 230-15 *Wattage data without light.





STINGRAY

MODERN COMMERCIAL FAN



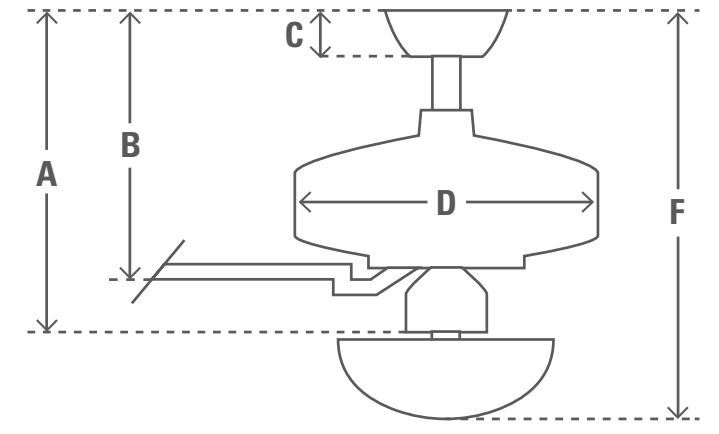
PORCELAIN WHITE FINISH



GRANITE FINISH

MOTOR	Reversible, 6-speed DC
SIZES AVAILABLE	60" 152cm
VOLTAGE	120v/60hz
LIGHT	1 18W integrated LED
LIGHT OPTION	No-light cap included
LOCATION	Indoor use only
BLADES MATERIAL	Plastic
FINISH COLORS	Granite / White
CONTROL OPTIONS	Remote Control Included
DOWNROD SIZE	9" (22cm) and 2" (5cm)
WARRANTY	lifetime motor warranty

ENERGY INFORMATION	
AIRFLOW (M3/S)	3.15
CFM	6,684
WATTS (MAX)	21
RPM (MAX)	167
NOISE LEVEL	<46 overall



FAN DIMENSIONS	in	cm
(A) Ceiling to Bottom of Fan	19.0	48.3
(B) Ceiling to Bottom of Blade	18.3	46.5
(C) Ceiling to Bottom of Canopy	2.8	7.0
(D) Width of Fan Body	12.6	32.1
(F) Ceiling to Bottom of Light	19.0	48.3

Touchscreen HMI's and User Interface

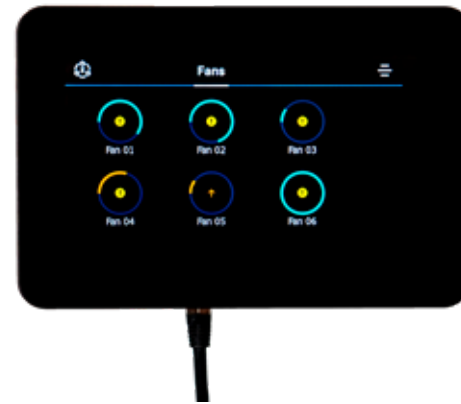
350 Series: 3.5" LCD Touchscreen Digital Controller

- Basic fan control
- Daisy-chain up to 5 fans
- No additional power supply needed
- Faults displayed on screen
- Graphical animations
- Standard: TITAN, ECO, XP, RM
- CAT5 cable included



500 series. 5" LCD digital touch screen controller

- Control, group, schedule, zone up to 30 fans
- No additional power supply needed
- Password lockout
- Graphical animations
- Simple intuitive user interface
- BMS Integration with optional gateway
- Most cost effective network controller
- CAT5 cable included



BMS integration

- Gateway allows the Fan Network to communicate to both a BAS/BMS and maintain a local HMI controller
- Status of fan is the same at the BAS/BMS and the local HMI controller
- BAS/BMS is lead and its commands will trump locally changed fan behavior at scheduled intervals
- 1 Gateway per network (30 fan maximum)
- Controls Contractor configures via web-interface



700E - Environmental Control package

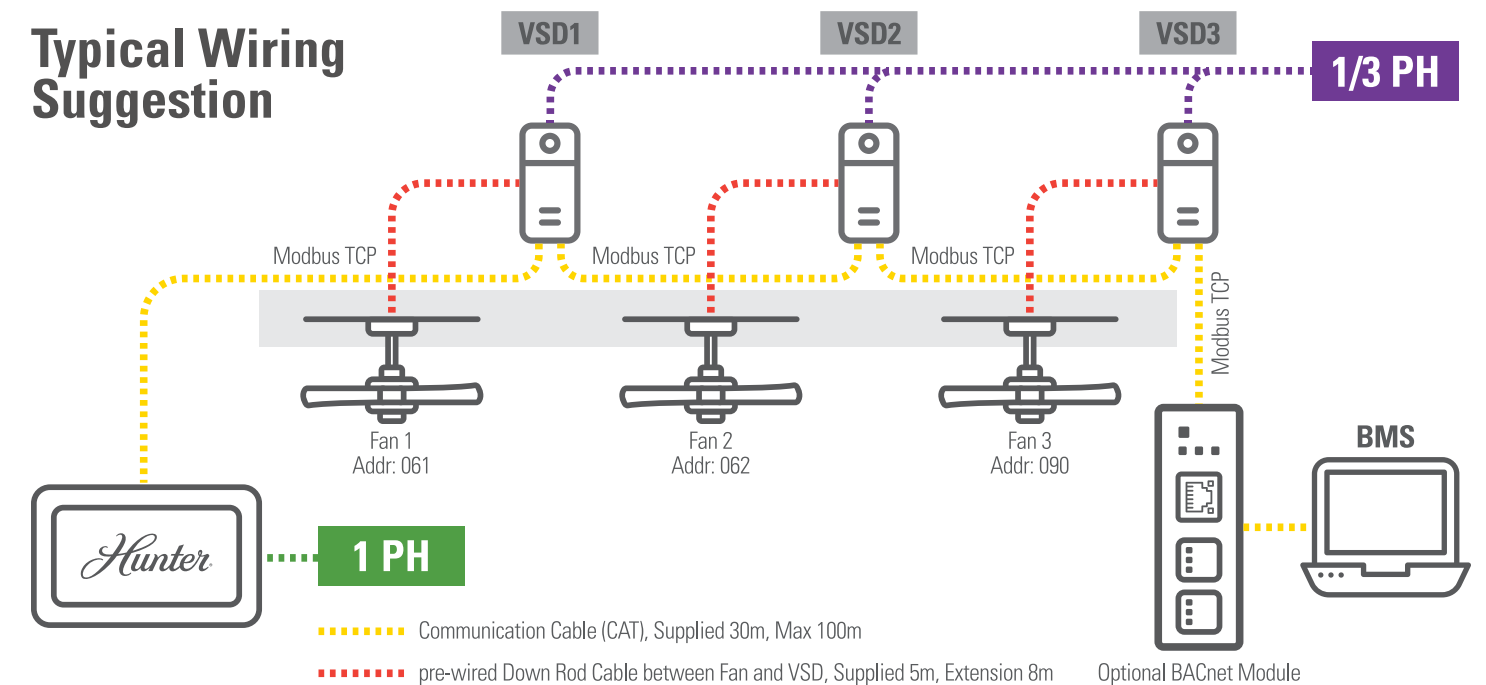


The 700E controller can manage up to 30 fans using both temperature and humidity levels to simplify getting the most from the facility's HVLS fans.

- **Most efficient way to run a facility's fans**
- **Automatic configuration**
- **Quick install, no additional power necessary**
- **1-Touch Seasonal Adjust**

700E System includes: 7" Touchscreen Control, 2 Temperature & Humidity Sensors and Network Hub and CAT5 cables.

Typical Wiring Suggestion



COLORS

When it comes to accessorizing your Hunter Industrial Fan, we've got you covered. Whether you are looking for a classic color upgrade or want to match your company's color, our powder coat options will accentuate your space, making it all your own. Upgrades standard colors include 11 options. Your options for custom colors are as far reaching as your imaginations.

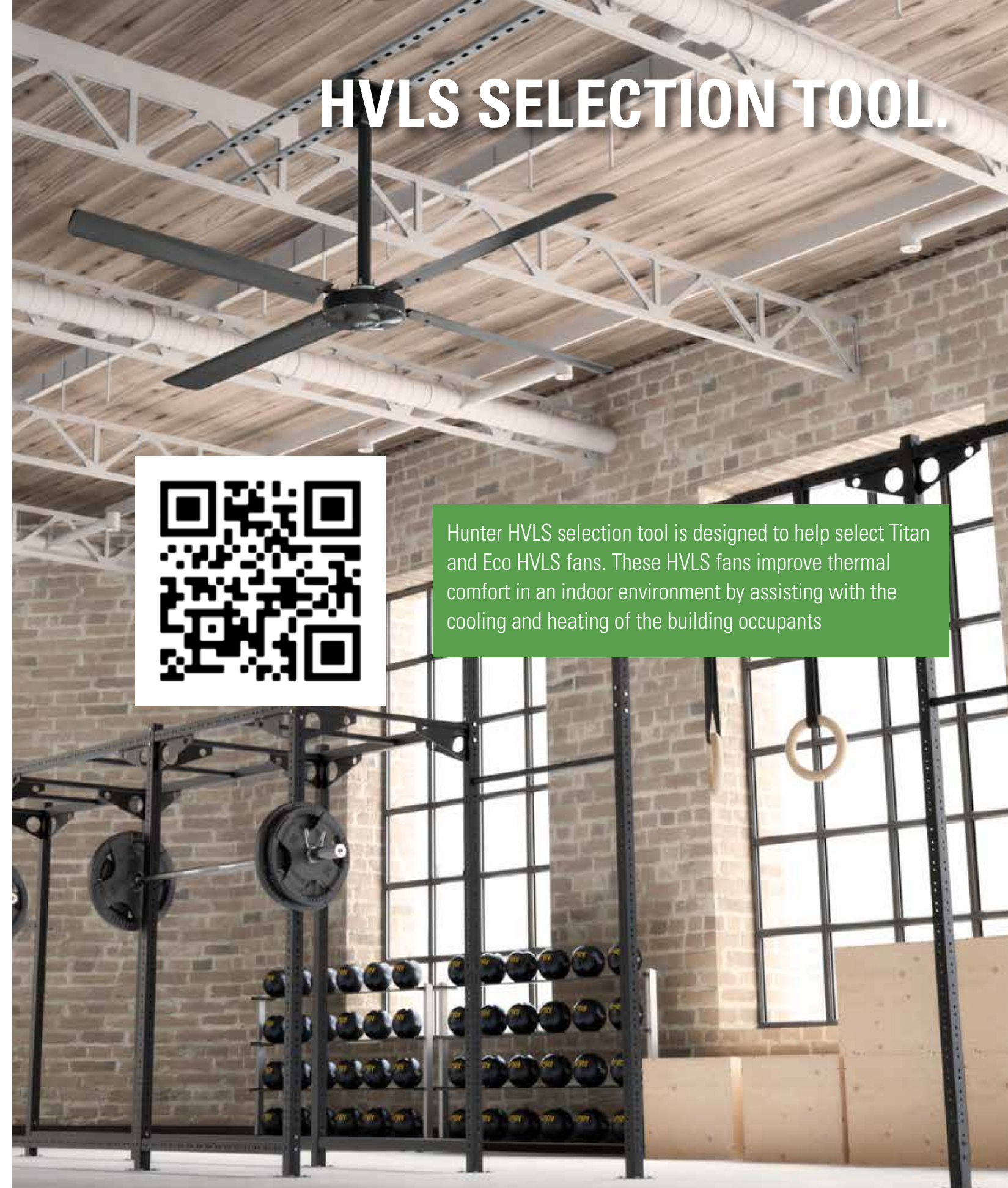


*Be sure to ask about our custom color program

HVLS SELECTION TOOL.

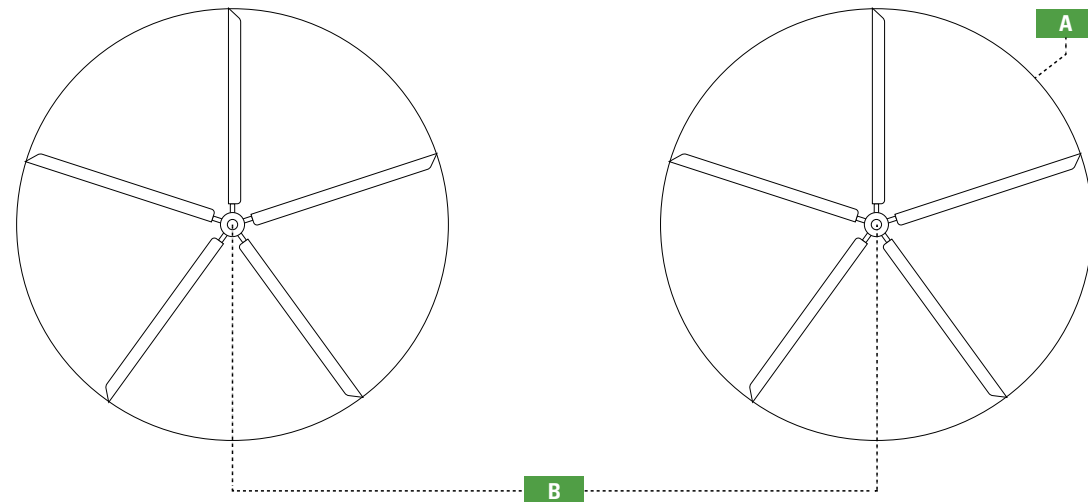


Hunter HVLS selection tool is designed to help select Titan and Eco HVLS fans. These HVLS fans improve thermal comfort in an indoor environment by assisting with the cooling and heating of the building occupants

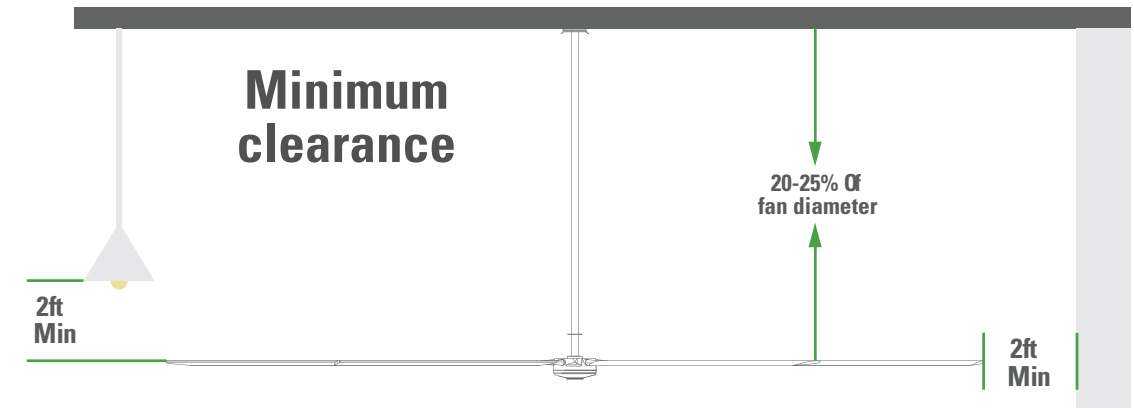


APPLICATION

Fan Placement



INSTALLATION TIPS



FAN SPACING CHART

TITAN		ECO		XP & RM		DDI	
A	B	A	B	A	B	A	B
24ft	120ft	24ft	96ft	14ft	56ft	24ft	96ft
20ft	100ft	20ft	80ft	12ft	48ft	20ft	80ft
18ft	90ft	18ft	72ft	10ft	40ft		
16ft	80ft	16ft	64ft	8ft	32ft		
14ft	70ft	14ft	56ft	7ft	28ft		
		12ft	48ft				
		10ft	40ft				
		8ft	32ft				

- Downrod min. length should be 20-25% of the fan diameter installed.
- The min distance from blades to floor **MUST** be 10' = 3.048m
- The optimum distance from blades to floor = 1 full diameter fan installed.
- Minimum distance from any obstacle to blades = 2 feet.



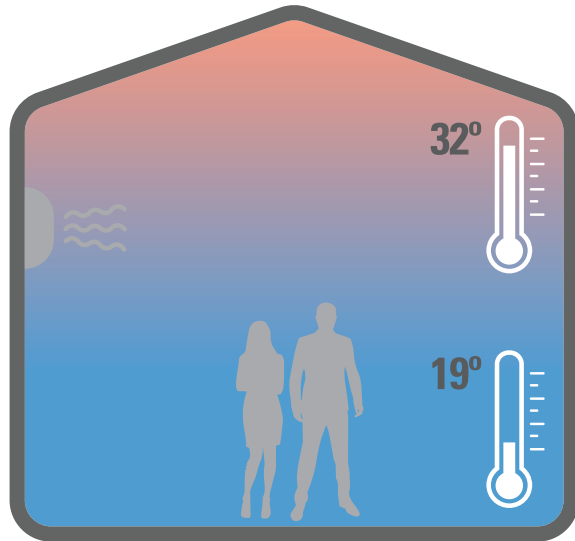
HUNTER INDUSTRIAL ONLINE VIDEOS CHANNEL

Hunter Industrial provides videos for training, installation, safety, marketing and more.

Scan and visit our channel for more information.

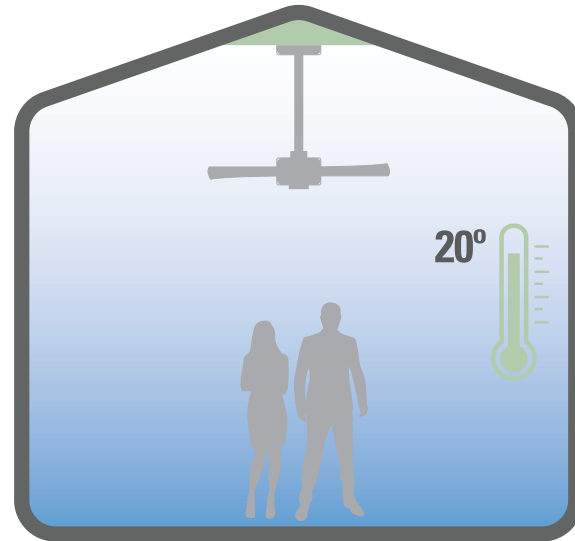
ENERGY SAVINGS

Winter Efficiency



WITHOUT HUNTER HVLS

The hot air produced by the heating systems inevitably rises upwards, stratifying below the ceiling and dispersing slowly outward, making the high costs incurred by companies to heat the rooms absolutely not very effective and cost-efficient. The higher the building structure and the more its insulation is deficient, the greater the waste of energy and money is: every meter in height corresponds to an average temperature increase of one degree Celsius.




WITH HUNTER HVLS

Taking advantage of the generous air column, moved by large blades with a unique and patented profile, the vertically-oriented rebalancing of the temperature as well as heat redistribution uniformly in all parts of the environment are achieved and moisture formation is prevented also in the most remote areas of the structure.

- Reduces your heating costs by more than 30%
- Homogenizes the temperature throughout the space
- Removes the condensation effect
- Maximizes the comfort, efficiency and productivity at the workplace

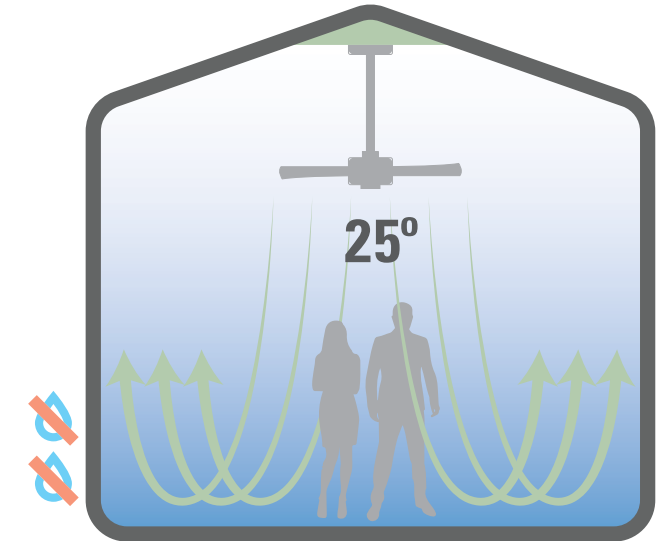
ENERGY SAVINGS

Summer Efficiency



WITHOUT HUNTER HVLS

During summer, the particular conformation of the industrial buildings and commercial areas causes the progressive stratification downward, which is very rich in air humidity, the stratification that frequently generates interior microclimates where the perceived temperatures can reach much higher values than those humanly acceptable. These conditions of extreme discomfort make both safety as well as the yield of the operators deeply uncertain.



WITH HUNTER HVLS

The ambient temperature does not change but the decrease of the relative humidity, together with the ventilation coming from HVLS fans, produces a clear cool feeling on the skin due to an easier natural perspiration induced by the ventilation. In fact, in the presence of even a minimum air velocity, the perception of heat is on average lowered by 4 C° to 6 C° compared to that measured.

- Reduce the human thermal comfort sensation up to 8°C
- Decrease the relative humidity by more than 30%
- Increase the comfort, efficiency and productivity at the workplace
- Immediate reduction of your cooling costs by more than 30%

WHAT A DIFFERENCE A FAN CAN MAKE IN YOUR FACILITY

Creating a safe environment and managing the indoor air quality in large facilities like industrial warehouses, manufacturing plants and distribution centers can be challenging on multiple fronts. You could turn to HVAC units and high-speed floor fans, but these traditional options often fail to provide comprehensive solutions.

Alternatively, high-volume, low-speed (HVLS) fans are able to mobilize and destratify large volumes of air in a way that truly “clears the air” in any facility. This enables HVAC systems to operate more efficiently while also optimizing employee comfort, productivity, and health in their environments.

Under OSHA law, employers are responsible for eliminating known environmental safety hazards in their facilities, so making investments in environment-regulating solutions like HVLS fans are not only a benefit but also a critical need.

HOW DO THEY WORK?

High Volume Low Speed (HVLS) fans move large quantities of air down towards the floor at a low speed. When the air column hits the floor, it changes direction and moves the air outward in a 360-degree direction, which then migrates to every nook and corner of the workspace.

The wind created by the fan mimics a natural breeze-like feeling on the skin that feels like its 10-12 degrees cooler, which is far more comfortable than wind produced by an ordinary HVAC system.



LOW ENERGY CONSUMPTION

HVLS fans can reduce winter destratification and summer cooling costs by as much as 30% HVLS fans cost just pennies an hour to operate. The result: Your HVLS fan investment will likely pay for itself in less than a year.

Air conditioning a large building can be expensive and complex. Size, occupancy, loading docks, and large doors and windows make consistent indoor climate control difficult. An HVLS fan can help move air-conditioned air throughout the facility, keeping temperatures consistent, and in many case allowing the thermostat set point to be raised by up to 4 degrees while maintaining the same level of comfort.

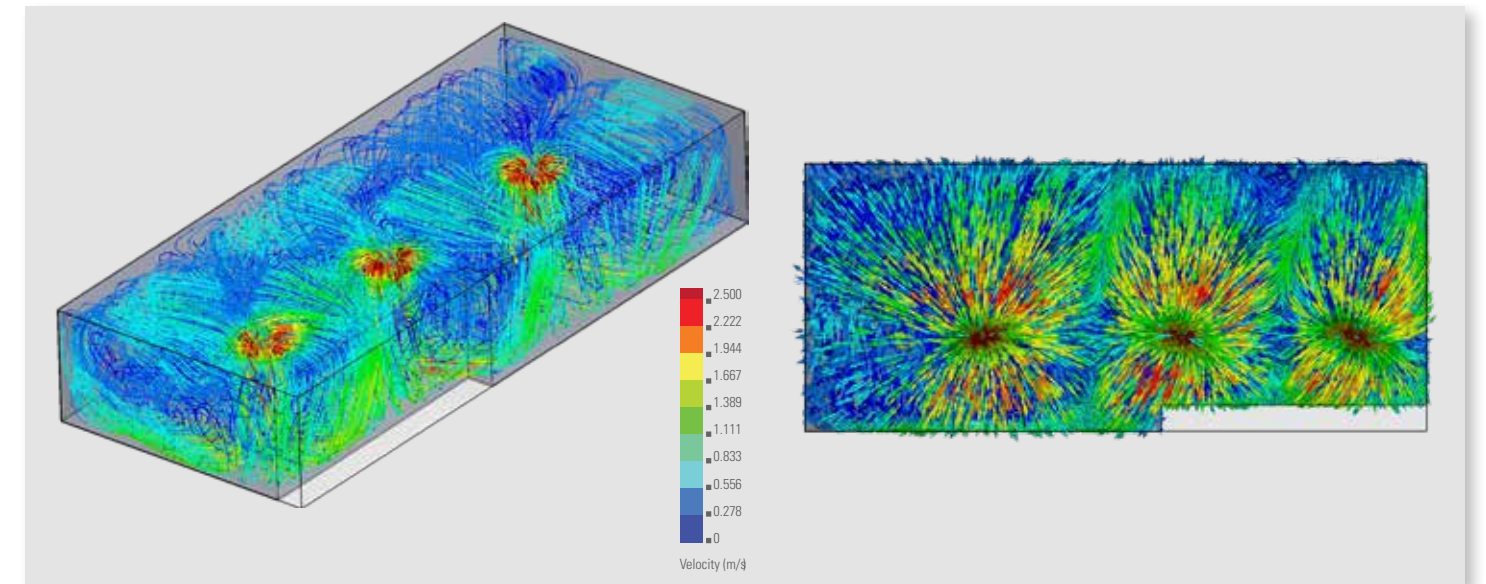
An HVLS fan redirects warm air at the ceiling to the floor level, while cooler air at the floor is pulled up - reducing unnecessary heating and cutting energy use by up to 30%.

COMPUTATIONAL FLUID DYNAMICS (CFD)

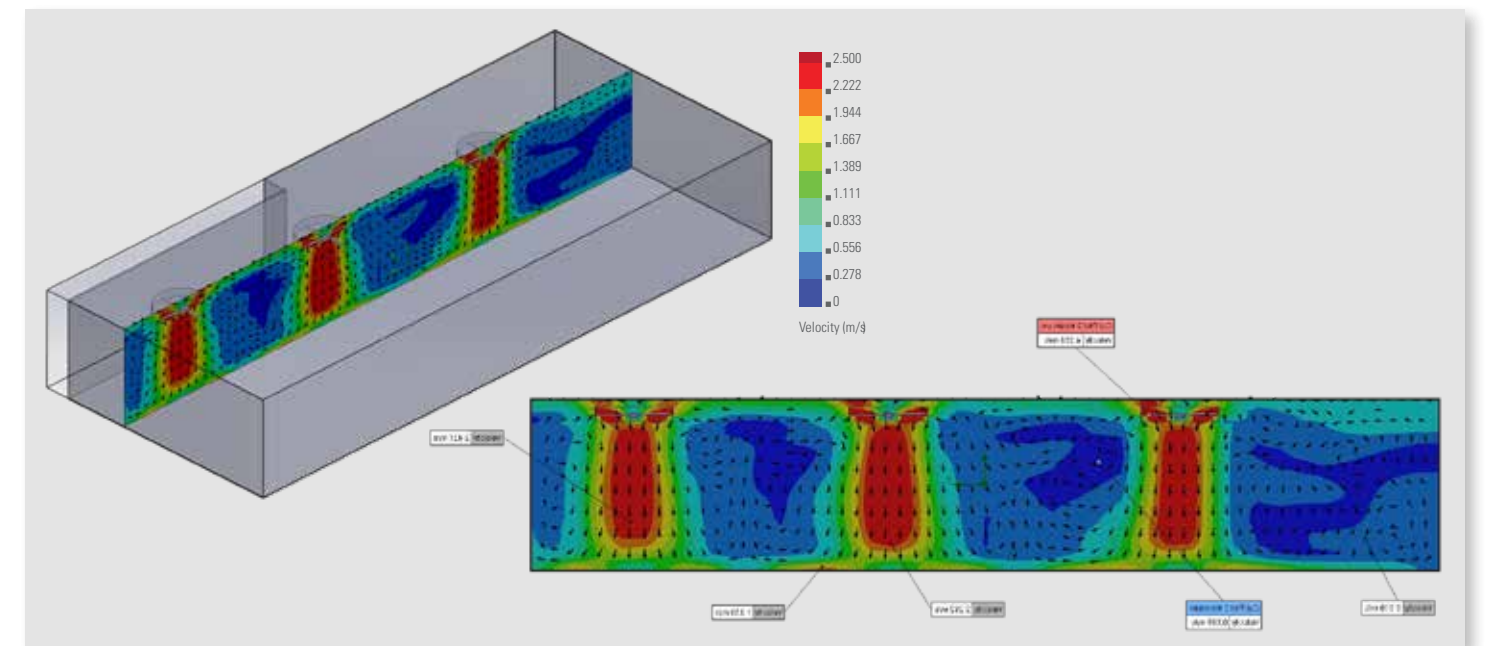
Building layout info aprox. 16.8 m wide by 39.5 m long with a maximum height of 7.5 m.

Used solidworks flow simulation software to show the air distribution with (3) Hunter ECO 10 ft. Industrial fans with 2 ft. downrods.

Bottom view shown below.



Cross section view thru centerline of each fan maximum and minimum velocities are show below.



In case you need it, airflow simulations are available for your project (terms & conditions applied).

UPGRADE AND SAVE AT YOUR FACILITY WITH A HUNTER INDUSTRIAL CEILING FAN.

When you purchase new equipment or launch a new pricing strategy, you measure ROI based on the money saved or gained. However, ROI data is being measured differently as well: A facility needs to demonstrate business value across the company as well as financial viability. A facility manager needs to look beyond the cost savings to gauge the value of a workforce's efforts.

Improving employee satisfaction and investing in facility upgrades creates a workplace where employees enjoy being can improve productivity, which in turn can have financial impacts on your facility. It gives your business a competitive edge and ultimately helps the bottom line.

Facility upgrades for improving health

HVLS fans can help regulate temperature, as well as prevent stagnant air, control moisture, and promote a cleaner work environment.

Improving productivity also improves the ROI data

By creating a more comfortable, healthier work environment, companies can experience reduced absenteeism and employee complaints, coupled with boosts in overall productivity.

Impacting the financial ROI business plan

An industrial ceiling fan minimizes energy consumption per square foot with a cost savings of about \$1 per day to operate. One industrial ceiling fan can replace as many as 10 to 20- floor fans or twelve 48-inch barrel fans, effectively creating upwards of a 10- to 12-degree perceived temperature difference in the warmer summer months.

Equally as important during the winter months, a quality HVLS fan solution will continually push warm air trapped at the ceiling level back down to the floor-evenly distributing warm air and allowing HVAC systems to work more efficiently which can save up to 30 percent on heating costs.



Headquarters:

180 Threet Industrial Rd Suite 120.

Smyrna, TN 37167

www.hunterfan.com/pages/industrial

Mexico Office:

Av. Eugenio Garza Lagüera 4001

Monterrey, NL 64909

www.hunterfan.com.mx/pages/industrial