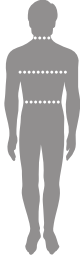


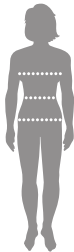
MEN'S SIZES

Tall Sizes: Men's garments have added length in the body and sleeves. Short-sleeves are 1" longer, long-sleeves and body length are 2" longer.



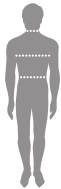
Men's Garment Size										
Size	XS	S	M	L	XL	XXL	3X	4X	5X	6X
Neck/Collar	13.5"-14"	14.5"-15"	15.5"-16"	16.5"-17"	17.5"-18"	18.5"-19"	19.5"-20"	20.5"-21"	21.5"-22"	
Chest	32"-35"	35"-39"	39"-42"	42"-46"	46"-49"	49"-52"	52"-56"	56"-60"	60"-64"	64"-68"
Waist	26"-30"	30"-32"	32"-35"	35"-38"	38"-41"	41"-44"	44"-47"	47"-50"	50"-53"	
Sleeve Length (Regular)	32.5"-33"	33"-33.5"	34"-34.5"	35"-35.5"	36"-36.5"	37"-37.5"	38"-38.5"	38.5"-39"	39"-39.5"	39.5"-40"
Sleeve Length (Tall)				37"-37.5"	38"-38.5"	39"-39.5"	40"-40.5"	40.5"-41"	41"-41.5"	41.5"-42"

WOMEN'S SIZES



Women's Garment Size							
Size	XS	S	M	L	XL	XXL	3X
Size	2-4	6-8	10-12	14-16	18	20	22
Chest	31"-33"	33"-36"	36"-38"	38"-42"	42"-45"	45"-49"	50"-53"
Waist	23"-25"	25"-28"	28"-30"	30"-32"	32"-35"	35"-38"	38"-41"
Hips	33"-35"	35"-38"	38"-40"	40"-42"	42"-45"	45"-48"	48"-51"
Sleeve Length (in)	30"-30.5"	30.5"-31"	31.5"-32"	32.5"-33"	33.5"-34"	34.5"-35"	35"-35.5"

YOUTH SIZES



Youth Garment Size				
Size	S (6-8)	M (8-10)	L (10-12)	XL (12-14)
Chest	26"-28"	28"-30"	30"-32"	32"-34"
Waist	23"-24"	25"-26"	27"-28"	29"-30"
Sleeve Length	25"-26.5"	26.5"-28"	28"-29.5"	29.5"-31"

SIZES

Jerzees								
Men's (Chest)	34"-36"	38"-40"	42"-44"	46"-48"	50"-52"	54"-56"	58"-60"	62"-64"
Ladies' (Size)	4-6	8-10	12-14	29-30	16-18	20-22		
Youth (Size)	2-4	6-8	10-12	14-16	18-20			

MEASURING

Chest: Measure just under the arms, across fullest part of chest, around shoulder blades holding tape firm and level.

Waist: Measure your natural waistline, keeping one finger between the tape and the waist.

Hip: Stand and measure around the fullest point of hips.

Sleeve: With arm relaxed at side and slightly bent, measure from center back neck, over the shoulder, down to the outer wrist.

Inseam: Stand and measure from center crotch to bottom of ankle bone. (Please refer to specific style for garment inseam length.)

Unisex: Men's medium is similar to ladies' large. Sleeve length will be about 1-1½" longer. Body of garment is not form fitting. Unisex medium is equivalent to men's medium through chest and sleeve length.