

HOLIDAY INN EXPRESS  
**UNIFORM  
COLLECTION**



**Design  
Collective**<sup>®</sup>  
BY CINTAS





## LOOK YOUR BEST TO SERVE THE GUEST

You work hard to represent the brand and provide excellent service, so we want to offer uniforms that are **stylish, professional, and functional**. Design Collective by Cintas® partnered with Holiday Inn Express to imagine pieces that are high quality, comfortable, and practical for your job. The Ready to Wear options allow you to mix and match your wardrobe, giving you a **fresh approach** to each day. Made for every member of the Holiday Inn Express team, the uniform collection is curated specifically for you. Go ahead. Express your style.

---

If you have questions or need additional information, please contact:

**Josh Wiggins**

Brand Ambassador

708.910.6277

[WigginsJ@cintas.com](mailto:WigginsJ@cintas.com)





GO AHEAD.  
**EXPRESS**  
**YOUR STYLE.** →



# MAKE A LASTING IMPRESSION

- 5** Front Desk
- 10** Breakfast Bar
- 13** Housekeeping
- 16** Engineering
- 18** How to Order
- 19** Rental Ready™ Items
- 20** Garment Rental & Sustainability
- 21** Measuring Tips
- 22** Size Charts







# STYLISH & **WELCOMING**

FRONT DESK



# FRONT DESK



## Women's Front Desk



- A SHIRRED V-NECK BLOUSE**  
115931-231 Blue
- B V-NECK BLOUSE**  
117485-361 Slate Blue
- C PULL-OVER DRAWSTRING DRESS**  
118873-200 Ink
- D TECH FEMALE PANTS**  
116550-200 Ink
- E SOUTHPORT SKIRT**  
113617-200 Navy
- F SWEATER BLAZER**  
117900-330 Charcoal
- G OPEN CARDIGAN SWEATER**  
115853-310 Heather Grey
- H SHOES FOR CREWS® OLIVIA FEMALE SHOES**  
117445-350 Black



# FRONT DESK



## Women's Front Desk

- I PONTE WARWICK BLAZER**  
115933-300 Grey
- J MINI-CHECK BLOUSE**  
118249-210 Cobalt
- K FEMALE QUARTER ZIP**  
117727-200 Navy
-  **L CATHY FIT FEMALE PANTS**  
395-200 Navy
-  **M SUSAN FIT FEMALE PANTS**  
390-200 Navy
- N CATON PANTS**  
113613-200 Navy
- O SHOES FOR CREWS® REESE FEMALE SHOES**  
116080-350 Black

 = INDICATES RENTAL READY™ ITEM





# FRONT DESK



## Men's Front Desk

- P FAIRWAYS VEST**  
115845-300 Grey
- Q MINI-CHECK SHIRT**  
118248-210 Cobalt
- R UNISEX CREWNECK SWEATER**  
116650-300 Light Grey Heather
- S ZIPPER CARDIGAN**  
115903-310 Light Grey Heather
- T TECH MALE PANTS**  
116549-200 Ink
- U SHOES FOR CREWS® DIRECTOR II MALE SHOES**  
117440-500 Brown



# FRONT DESK



## Men's Front Desk

**V PONTE PARKER BLAZER**  
115932-300 Grey

**W SIGNATURE POCKET SQUARE**  
117174-430 Aqua

**X SOLID POPLIN DRESS SHIRT**  
115113-230 Powder Blue

**Y MALE QUARTER ZIP**  
117726-200 Navy

**Z PRESTON PANT**  
113985-200 Navy

 **AA THE COMFORT PANT**  
945-200 Navy

**AB SHOES FOR CREWS® VALET MALE SHOES**  
118124-350 Black

 = INDICATES RENTAL READY™ ITEM







# DELIGHTFUL & **ENERGIZED**

BREAKFAST BAR







# BREAKFAST BAR



## Women's Breakfast Bar

- A **HEATHERED PERFORMANCE POLO (F)**  
60278-221 Cobalt Heather
- B **29 INCH BIB APRON**  
100012-240 Navy
- C **TECH FEMALE PANTS**  
116550-200 Ink
-  D **SUSAN FIT FEMALE PANTS**  
390-200 Navy
-  E **CATHY FIT FEMALE PANTS**  
395-200 Navy
- F **SHOES FOR CREWS® LOW RIDER IV UNISEX SHOES**  
116688-000 White

 = INDICATES RENTAL READY™ ITEM




# BREAKFAST BAR



## Men's Breakfast Bar

- G HEATHERED PERFORMANCE POLO (M)**  
60277-221 Cobalt Heather
- H 29 INCH BIB APRON**  
100012-240 Navy
- I THE COMFORT PANT**  
945-200 Navy
- J TECH MALE PANTS**  
116549-200 Ink
- K SHOES FOR CREWS® GRIND MALE SHOES**  
117465-350 Black



 = INDICATES RENTAL READY™ ITEM







# FRESH & **COMFORTABLE**

HOUSEKEEPING







# HOUSEKEEPING



## Women's Housekeeping

-  **A ZIP FRONT TUNIC**  
115830-331 Grey
- B CHEROKEE® 2625A MOCK WRAP TOP**  
115967-321 Pewter
-  **C PULL ON FEMALE SLACKS**  
116611-350 Black
- D TECH FEMALE PANTS**  
116550-350 Black
- E CHEROKEE® WW170 CARGO PANTS (F)**  
116332-350 Black
- F SHOES FOR CREWS® KARINA FEMALE SHOES**  
74565-350 Black

 = INDICATES RENTAL READY™ ITEM



# HOUSEKEEPING



G



I



H



J

## Men's Housekeeping



**G ZIP FRONT SHIRT**  
115831-331 Grey

**H TECH MALE PANTS**  
116549-350 Black



**I THE COMFORT PANT**  
945-350 Black

**J SHOES FOR CREWS® GALLEY II MALE SHOES**  
116683-350 Black



= INDICATES RENTAL READY™ ITEM







# FUNCTIONAL & **RELIABLE**

ENGINEERING








# ENGINEERING



## Men's Engineering

- A **MOISTURE MANAGEMENT POLO (M)**  
61581-201 Navy
-  B **THE COMFORT WORK SHIRT LONG SLEEVE**  
935-250 Blue/White Check
-  C **THE COMFORT WORK SHIRT SHORT SLEEVE**  
935-251 Blue/White Check
- D **CARGO PANTS**  
270-330 Charcoal
-  E **THE COMFORT PANT**  
945-330 Charcoal
- F **ZIP-OFF SLEEVE SOFT JACKET**  
70899-330 Charcoal
- G **TUNDRA SYSTEM INNER JACKET**  
80176-900 Black/Charcoal
- H **SHOES FOR CREWS® PISTON MALE SHOES**  
117035-350 Black

 = INDICATES RENTAL READY™ ITEM



# HOW TO ORDER

Explore your new online apparel store and experience all the ways we've revolutionized the management of your apparel program. With a host of new features, *myCintas* is a new way to build and maintain your image.

Here are some of the features you'll experience with *myCintas*:

- Complete apparel imagery
- Order for multiple employees at one time
- View order history for quick reordering
- Real-time order and shipment notifications

## 1. Get started

Go to the ordering site [shop.mycintas.com](https://shop.mycintas.com)

## 2. Sign in

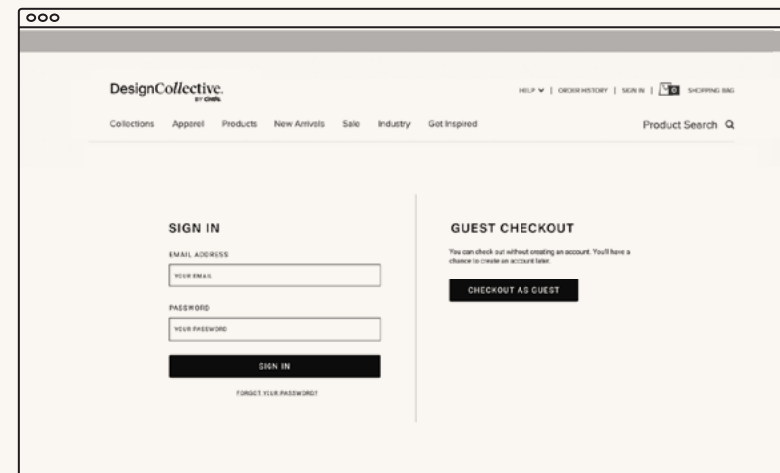
First time users: register by entering your account number (bill-to ID) and your ship-to ID combined and billing zip code.

## 3. Shop

Use the top navigation to shop within your brand's program, or on our retail inspired public site.

## 4. Checkout

Click the Shopping Bag at the top right corner. Select Checkout to move through the easy four-step process.



## Returns made easy


Didn't fit? Not what you expected? Our simplified process makes it easy to return items and get what you really want. Follow this simple step-by-step process:

- Log into your online store account.
- Select the order number under "Orders."
- Follow the prompts to print the return label(s).
- Send the boxes back to Cintas via UPS Ground.

For further assistance at any time, call 800.864.3676 to reach customer service.



# RENTAL READY™ ITEMS

To provide you with even more options in your uniform program, some items are available for purchase or rental, which are indicated by this icon.  To learn more about our rental program, contact your Rental Representative, **Michael Massa**, at 708.910.6389 or by email at [MassaM2@cintas.com](mailto:MassaM2@cintas.com).

## THE APPAREL RENTAL SYSTEM IS SIMPLE

Each employee will have enough apparel for two weeks. One clean set is for the current workweek. Meanwhile, the other set is at Cintas being laundered and checked for repairs. The system is flexible, so it can be customized to provide the right amount of extra apparel to make sure there are enough to cover individual work schedules or other requirements. So, your apparel rental program will provide every employee with clean apparel for every workday.

On a weekly basis, a Cintas rep will come to your facility to pick up garments that have been worn since their last visit and to drop off each employee's clean apparel for the coming week.

Your rep will also check for any needed apparel repair or replacement, or for any special requests.

Remember, there is no up-front investment on your part. Cintas will fund the program setup, so you don't have to. That means apparel rental can have a positive impact on your profitability from day one. Your employees will look great and so will your bottom line.

## WHY RENT HOTEL UNIFORMS?

**Proper Laundering:** Improve efficiency by having employees' uniforms professionally laundered, inspected, and repaired on a regular basis.

**Scheduled Deliveries:** Our Service Sales Professionals deliver clean garments and pick up all dirty uniforms.

**Scalable Program:** Your program can be easily adjusted as the size of your team fluctuates, eliminating inventory challenges.

**Flame Resistant Options:** If your hazard assessment plan requires your employees to wear flame resistant clothing, Cintas offers options that are more durable, comfortable and lighter than any other garments of their type.





# HOLIDAY INN EXPRESS IS PROUD TO OFFER A GARMENT RENTAL SERVICE THAT ALIGNS WITH OUR SUSTAINABILITY GOALS

Caring for the environment and the communities where we work and doing the right things in the right way goes hand-in-hand with creating "Great Hotels Guests Love". Partnering with Cintas has allowed us to positively impact our world with our complementary goals of sustainability and creating a better community, environment and life.



## WHY RENT HOTEL UNIFORMS? →

- Wearers' apparel is maintained and recycled to reduce overall material requirements
- Significant water and energy efficiencies compared to traditional at-home laundry processes
- Process improvements increase efficiency and reduce the number of wash loads

To learn more about our rental program, contact your Rental Representative, **Michael Massa**, at **708.910.6389** or by email at [MassaM2@cintas.com](mailto:MassaM2@cintas.com).

## RENTAL READY™ ITEMS

### FRONT DESK



-  **CATHY FIT FEMALE PANTS**  
395-200 Navy
-  **SUSAN FIT FEMALE PANTS**  
390-200 Navy
-  **THE COMFORT PANT**  
945-200 Navy

### BREAKFAST BAR



-  **CATHY FIT FEMALE PANTS**  
395-200 Navy
-  **SUSAN FIT FEMALE PANTS**  
390-200 Navy
-  **THE COMFORT PANT**  
945-200 Navy

### HOUSEKEEPING



-  **ZIP FRONT TUNIC**  
115830-331 Grey
-  **PULL ON FEMALE SLACKS**  
116611-350 Black
-  **ZIP FRONT SHIRT**  
115831-331 Grey
-  **THE COMFORT PANT**  
945-350 Black

### ENGINEERING



-  **THE COMFORT WORK SHIRT LONG SLEEVE**  
935-250 Blue/White Check
-  **THE COMFORT WORK SHIRT SHORT SLEEVE**  
935-251 Blue/White Check
-  **THE COMFORT PANT**  
945-330 Charcoal



# MEASURING TIPS

## MALE

### Neck:

Measure around the base of the neck where the collar will rest, placing a finger between the tape measure and the neck to ensure room for comfort.

### Chest:

Measure across the fullest part of the chest, underneath the arm, keeping tape measure parallel to floor.

### Chest Overarm (for athletic build):

Measure across the fullest part of the chest, wrapping the tape measure all the way around the outside of your arms, keeping tape measure parallel to floor. If your over-arm measurement is 7" or more, bigger than your chest measurement, choose one size larger.

### Waist:

Measure around your waist where you normally wear your pants. Keep one finger between the tape and your body to allow ease for fit.

## FEMALE

### Bust:

Measure around the fullest part of the bust, underneath the arm, keeping tape measure parallel to floor.

### Waist:

Measure around the narrowest point of the natural waistline, keeping tape measure comfortable.

### Hips:

Stand straight with feet together and measure around the fullest part of the hips (about 8" below natural waistline), keeping tape measure parallel to floor.

### Sleeve Length:

With arm slightly bent, measure from the shoulder bone, down to the center of the elbow, to the wrist.

### Sleeve Length (dress shirt):

With arm slightly bent, start from center back neck bone, across shoulder to the outermost point of the shoulder bone, down to the center of the elbow, to the wrist.

### Inseam:

Measure similar pants that fit well, place tape measure at the joint of the pant leg to the bottom of the hem of the leg, rounding to the nearest half-inch.

### Belt:

For the correct fit, add 2" to your waist measurement or pant waist size.

### Sleeve Length:

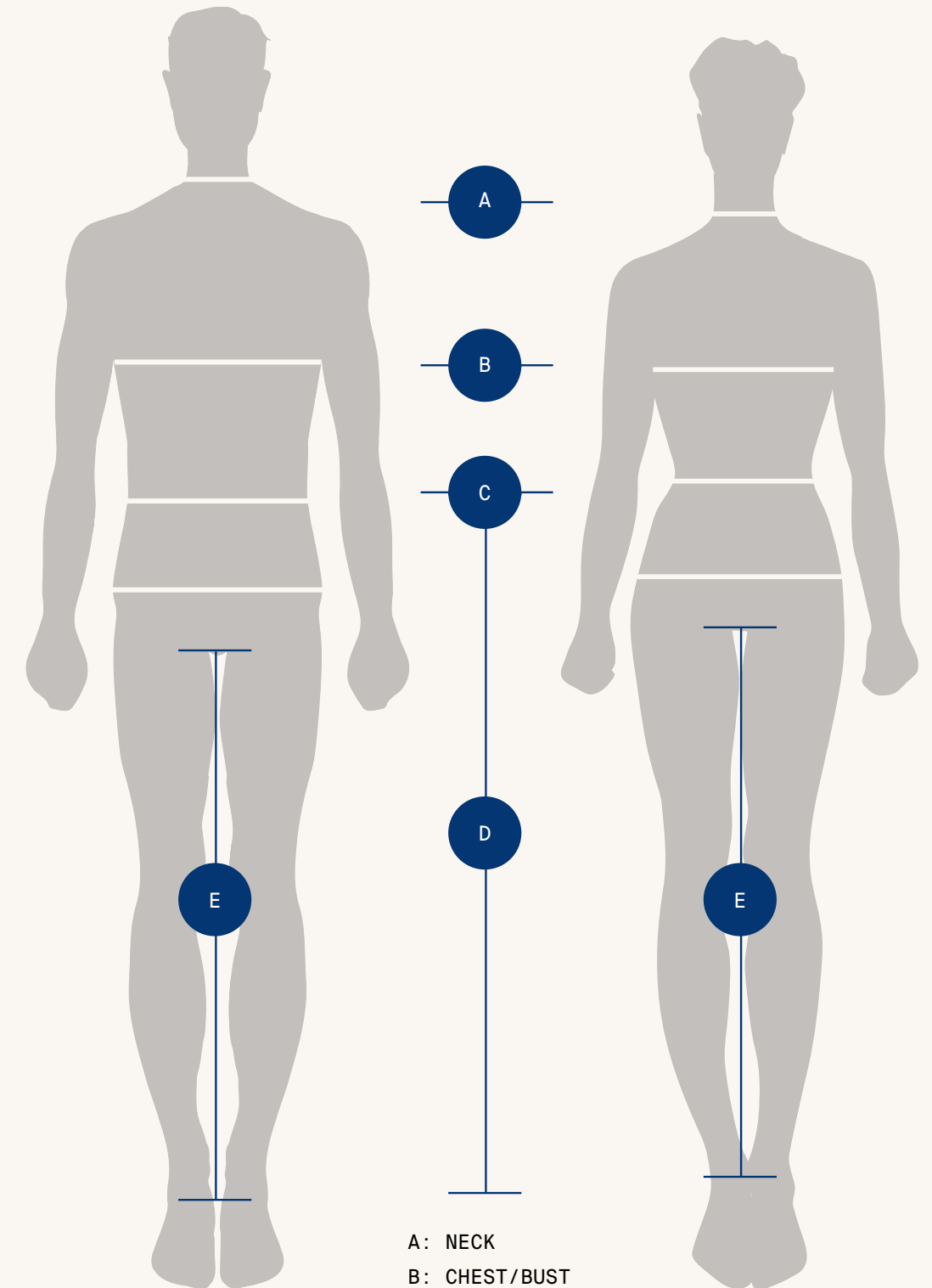
With arm slightly bent, measure from the shoulder bone, down to the center of the elbow, to the wrist.

### Inseam:

Measure similar pants that fit well, place tape measure at the joint of the pant leg to the bottom of the hem of the leg, rounding to the nearest half-inch.

### Maternity:

Select your pre-pregnancy size when ordering Cintas maternity wear. If you expect to gain more than 25–30 pounds or are carrying multiple births, order one size larger.



- A: NECK
- B: CHEST/BUST
- C: WAIST
- D: OUTSEAM
- E: INSEAM



# SIZE CHARTS

## How to Measure – Female:

Blazers / Dresses / Tunics / Blouses: Order size according to the largest of your bust, waist or hip measurements.

Skirts and Slacks: Order size according to larger of hip or waist measurements.

### Female

Alpha	2XS	XS	S	M	L	XL	1XW	2XW	3XW	4XW	5XW									
	00	0	2	4	6	8	10	12	14	16	18	16W	18W	20W	22W	24W	26W	28W	30W	32W
<b>Bust</b>	31	32	33	34	35	36	37	38 ½	40	41 ½	43 ½	45	47	49	51	53	55	57	59	61
<b>Waist</b>	24	25	26	27	28	29	30	31 ½	33	34 ½	36 ½	38	40	42	44	46	48	50	52	54
<b>Hips</b>	34	35	36	37	38	39	40	41 ½	43	44 ½	46 ½	48	50	52	54	56	58	60	62	64

Measurements are based on an average height of 5'4" – 5'7"

### Petite

	0P	2P	4P	6P	8P	10P	12P	14P	16P
<b>Bust</b>	32	33	34	35	36	37	38 ½	40	41 ½
<b>Waist</b>	25	26	27	28	29	30	31 ½	33	34 ½
<b>Hips</b>	35	36	37	38	39	40	41 ½	43	44 ½

Measurements are based on an average height of 4'11" – 5'3"

## How to Measure – Male:

Coats / Blazers: Give regular coat size or chest measurement. If your size falls in between, order the larger size.

Shirts: Give actual neck size. Pants: Give regular waist and inseam measurements.

### Male

Alpha	XS	S	M	L	XL	2XL	3XL	4XL	5XL	6XL										
<b>Chest</b>	30	32	34	36	38	40	42	44	46	48	50	52	54	56	58	60	62	64	66	68
<b>Neck</b>	13	13 ½	14	14 ½	15	15 ½	16	16 ½	17	17 ½	18	18 ½	19	19 ½	20	20 ½	21	21 ½	22	22 ½
<b>Waist</b>	24	26	28	30	32	34	36	38	40	42	44	46	48	50	52	54	56	58	60	62
<b>Hips</b>	30	32	34	36	38	40	42	44	46	48	50	52	54	56	58	60	62	64	66	68

Measurements are based on an average height of 5'8" – 6'1"

For Long Sizing, average height of 6'2" – 6'5", general guidelines for length: Body Length +2" / Sleeve Length Long +1" / Short +½"

For Short Sizing, average height of 5'7" or shorter, general guidelines for length: Body Length -2" / Sleeve Length Long -1" / Short -½"

## Unisex

Alpha	XXS	XS	S	M	L	XL	2XL	3XL	4XL	5XL	6XL
<b>Chest/Bust</b>	31 – 32	33 – 34	35 – 37	38 – 40	42 – 44	46 – 48	50 – 52	54 – 56	58 – 60	62 – 64	66 – 68

Unisex sizing is based on male fit with a fit appropriate for both male and female.

## Belts

To ensure a proper fit, add two inches to your waist measurement when selecting a size. Your belt should fit comfortably when worn using the center hole. Or, using an existing belt that fits well, measure from the center hole to where the buckle connects to the strap. (Do not measure from end to end.)

## Female Cherokee® Scrub Sizing

	XXS	XS	S	M	L	XL	2XL	3XL	4XL	5XL
	0	2 – 4	6 – 8	10 – 12	14 – 16	18 – 20	22 – 24	26 – 28	30 – 32	34 – 36
<b>Bust</b>	31 – 32	33 – 34	35 – 36	37 – 39	40 – 43	44 – 47	48 – 51	52 – 55	56 – 59	60 – 63
<b>Waist</b>	23 – 24	25 – 26	27 – 28	29 – 31	32 – 35	36 – 39	40 – 43	44 – 47	48 – 51	52 – 55
<b>Hips</b>	33 – 34	35 – 36	37 – 38	39 – 41	42 – 45	46 – 49	50 – 53	54 – 57	58 – 61	62 – 65

Inseam lengths: Regular 30 – 31", Petite 27 ½ – 28 ½", Tall 33-34"





800.864.3676 | [shop.mycintas.com](http://shop.mycintas.com)

241633 0124

**Design  
Collective**<sup>®</sup>  
BY CINTAS



AN IHG HOTEL