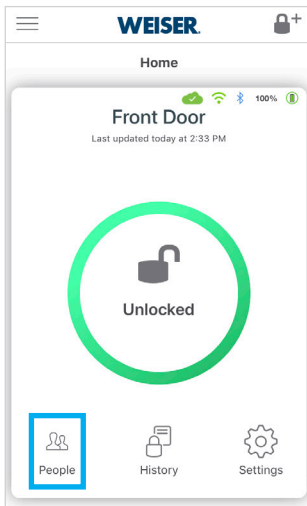
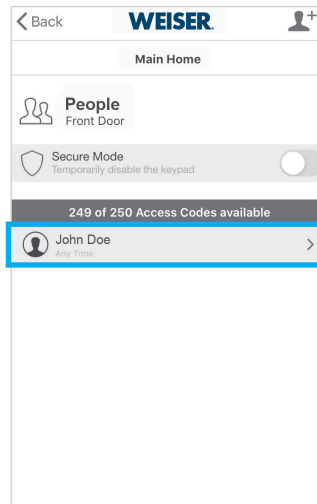


- 1 Go to the main app screen, then tap on  in the bottom left corner.

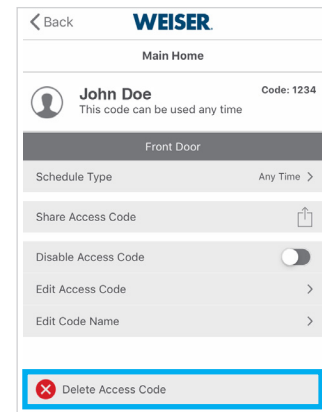


For **Aura locks**, you will need to be within Bluetooth range of the lock to access some features.

- 2 Tap on the User you would like to delete.



- 3 Tap on "Delete Access Code." Test the code to make sure it was removed from the lock.



Note: Some features may not be enabled if no access codes are set.