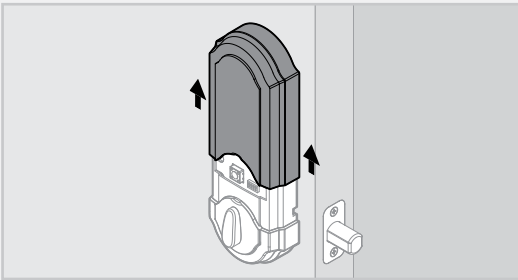


SMARTCODE™ TOUCHPAD ELECTRONIC DEADBOLT

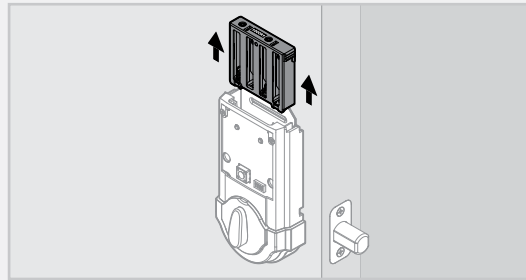
Battery Replacement

Perform the following procedure to replace the batteries in your SmartCode lock.

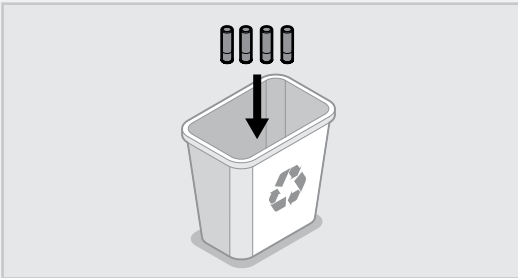
- 1** Remove the battery cover.



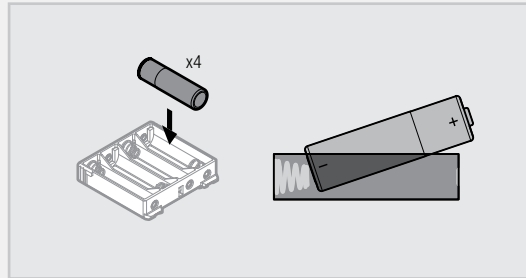
- 2** Remove battery pack.



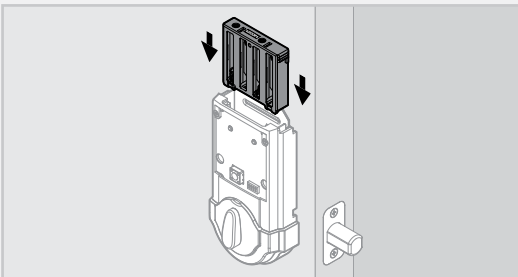
- 3** Dispose of old batteries according to local laws and regulations.



- 4** Install four new AA batteries. Ensure correct polarity. For best results, use new non-rechargeable Alkaline batteries only.



- 5** Reinstall battery pack.



- 6** Reinstall battery cover.

