

HARDY

ALNWICK | ENGLAND

Tackling the World

Sirrus



This superb fly reel has been precision engineered from the highest quality materials available to ensure optimum performance and reliability.

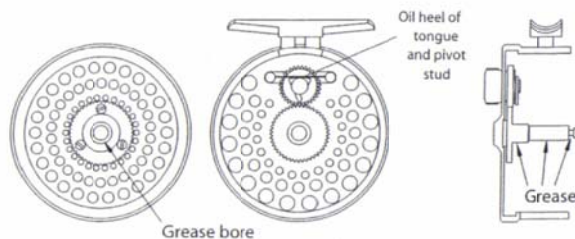
Given care and periodic cleaning, your reel will be a faithful servant and give you a lifetime of trouble-free use.

Hardy & Greys Limited Willowburn Alnwick
 Northumberland England NE66 2PF
 Tel +44 (0)1665 602771 Fax +44 (0)1665 602389
 www.hardyfishing.com sales@hardyfishing.com

Care and maintenance

The same method of cleaning is valid for all reels in the freshwater Sirrus Reel range.

- 1 Remove line and backing.
- 2 Remove the spool.
- 3 Flush away dirt by placing the spool and frame under a stream of warm water.
- 4 Dry carefully with a lint free cloth.
- 5 Lubricate with a good quality oil at the points illustrated on the diagrams.
- 6 Always ensure the spindle head is adequately greased.
- 7 Always turn the drag to the minimum setting to avoid compression of the pad.
- 8 Always ensure the reel and line are dry before storing in the case or pouch.

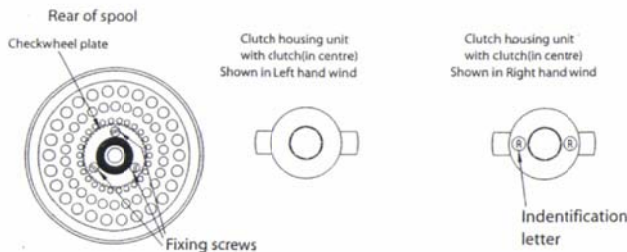


Changing your reel from left to right hand wind

All Sirrus reels are designed to work in right and left hand wind. When you receive your reel, it will be set for left hand wind.

To convert your reel to right hand wind:

- 1 Remove the spool from the frame.
- 2 Remove the 3 fixing screws from the checkwheel plate which is attached to the rear of the spool.
- 3 Remove the plate from the spool.
- 4 Remove the black clutch assembly unit out of the machined housing. Turn the housing over so that the identification letter R is visible and return the unit into the machined housing.
- 5 Refit the checkwheel plate onto the rear of the spool and tighten the 3 screws.

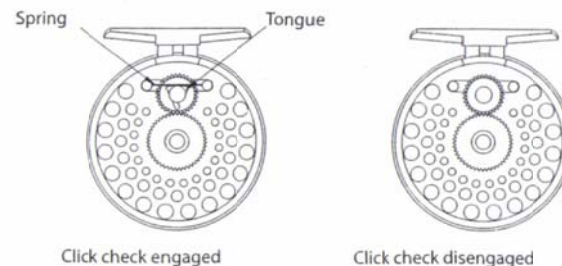


Sirrus Disc Drag

The disc drag mechanism can be adjusted by simply turning the regulator button on the face of the frame, clockwise to increase the drag, anti-clockwise to decrease the drag. When the reel is not in use, the drag should be turned to the minimum setting.

Disengagement of outgoing click

The reel can be made to run in silent mode by simply removing the tongue & spring out of the frame and storing in the reel pouch.



Lifetime original user warranty

All Hardy Sirrus reels carry an original owner lifetime warranty against any defect in workmanship or materials. Should there be any defect, Hardy will, at its option, repair or replace the item. This warranty does not cover damage caused by misuse, lack of maintenance, negligence or normal wear and tear. Warranty claims with the proof of purchase should be sent to:

Customer service department
 Hardy & Greys Limited
 Willowburn Industrial Estate
 Alnwick
 Northumberland
 England
 NE66 2PF

Tel +44 (0)1665 602771
 Fax +44 (0)1665 602389
 www.hardyfishing.com
 sales@hardyfishing.com