


HARBOR TOWN



youngAmerica®  
MADE IN THE USA 

THINK THE WEST INDIES, BERMUDA AND the British Virgin Islands and you'll instantly know the inspiration for Harbor Town.

Harbor Town's louvered panels and antique brass hardware blend colonial elegance with a dash of Caribbean adventure. The collection's wide assortment of storage options includes dressers and bookcases, plus open cubbyholes sized specifically for DVDs and other treasures.

Crafted from rustic cherry solids and veneers, with a heavily distressed, low-sheen finish, this collection combines masculine durability with timeless elegance for your budding gentlemen pirate. The Rustic Cherry Antique or Espresso Antique finishes transition with your son from childhood into the teenage years.

Despite its British heritage, Harbor Town, like all Young America furniture, is made in our Robbinsville, NC factory and features our exclusive SafeT3™ process—three levels of product and environmental safeguards designed to ensure that our furniture is the safest you can buy.

Explore Harbor Town for your son.

  
youngAmerica®  
MADE IN THE USA





# HARBOR TOWN



## IN THE DETAILS

BEAUTY IS IN THE DETAILS and that's especially true with this collection. Crafted from wood that's harvested exclusively from sustainable forests in North America, Harbor Town is just one example of how we're able to reduce our carbon footprint on the environment by not importing lumber from a foreign source. Take a closer look at what makes Harbor Town such a natural beauty.

### Finish / Wood Characteristics

---

Harbor Town is crafted from cherry and select hardwood solids, plus cherry veneers. Hand finished in Rustic Cherry Antique or Espresso Antique with heavy distressing such as fly specking, worm holes and rasping.



RUSTIC CHERRY ANTIQUE 37




ESPRESSO ANTIQUE 17

### Hardware

---

Harbor Town features antiqued brass knobs and bails.



BRASS KNOBS



BRASS BAILS






## Quality Cues

It's one thing to claim quality and another to prove it. Young America is a work of art down to its core. We start with high quality American hardwoods and veneers from sustainable forests, then we build on the tradition of craftsmanship we've practiced for nearly a century.

- ✔ Wooden mattress platforms for all cribs
- ✔ Dovetailed drawers in front and back
- ✔ Mortise and tenon joints
- ✔ Clear coated finished drawers
- ✔ Corner blocked under drawer construction
- ✔ Solid hardwood corner blocks are glued and fastened in place with screws to strengthen the cases and chairs



**WOODEN MATTRESS PLATFORM**  
An attached wooden mattress platform further insures the safety of your little one. Because their security gives you sweet dreams.



**DOVETAILING**  
Old-fashioned craftsmanship for strength and lasting fit



**WOOD CORNER BLOCKS**  
Grooved, glued and fastened in place with screws for the most sturdy fits



**SLIDE-IN BACK PANELS**  
Completely sealed case protects precious contents. Screws, not staples, add strength



**ADJUSTABLE LEVELERS**  
Adjustable inserts allow for easy set-up in older homes where floors may not be exactly level

## Safety and Function Features

Look for the icons below in the product specification pages to learn more about the different features offered.



### DRAWER STOPS

Heavy-duty metal guides slide smoothly, prevent warping and offer patented automatic stops preventing dangerous spills.



### HI-LO BEDRAIL LOCKING SYSTEM

Hi-lock position raises the bed to accommodate underbed storage or sleep options. Or, select the Lo-lock position and add our PSR-3267 Pair Safety Rails to easily convert most twin and double beds to a transition bed.



### ADJUSTABLE LEVELERS

Adjustable inserts allow for easy set-up in older homes where floors may not be exactly level.



### SLAT-ROLL MATTRESS SUPPORT

Handy when underbed options are used, and bed rails are in Hi-lock position or a transition bed configuration. Each wood slat fastens with screws providing support without the need for a box spring or a bunkie board. Your mattress rests directly on the slat roll.



### TIP RESTRAINTS

Taller cases feature our anti-tipping kit that can secure the backs of cases to the wall deterring dangerous tipping.



### ELECTRONICS READY

Openings in convenient but discreet places that allow cords to pass through.



### CAPTAIN'S STORAGE DRAWERS

Recognizing kid's rooms are often small, this storage option helps save valuable floor space.



### UNDERBED SPACE SAVER

A useful and easy option when a quick need for additional sleep space is needed.



### UNDERBED TRUNDLE UNIT

Provides additional sleep and storage room when space is at a premium.

# safety first.



At Young America, we believe that when it comes to kids you can't be too safe. That thought guides every decision we make about our furniture and led us to develop Young America's exclusive **SafeT3** process—three levels of product and environmental safeguards designed to ensure that our furniture is the safest you can buy.

## safety engineered

Safety doesn't just happen. It's achieved. That's why our commitment to safety begins before the first piece of lumber is ever cut—in the planning phase.

We've developed our own system of safety features that surpass even the most stringent mandatory safety regulations set by the Consumer Product Safety Commission (CPSC). And Young America doesn't stop there; we also exceed the voluntary product safety guidelines created by groups such as the Juvenile Product Manufacturers Association (JPMA) and the American Society of Testing and Materials (ASTM). We're actively

involved with these groups to encourage increased regulation and even more stringent standards.





# second. and third.



## safety built

This is where the rubber meets the road safety-wise. From the way it's built to the materials we use, Young America's commitment to creating the safest possible environment for your child is easy to see.

## Quality Made in the USA

It's easier to ensure safety when your products are made close to home by our own employees. That's why all but a few component parts of our furniture are made right here in our Robbinsville, North Carolina factory. Those parts that aren't are subject to the same industry-leading quality and safety standards as the rest of our products.

We start with high quality American hardwoods and veneers from sustainable forests located within 300 miles of our factories, then build on the tradition of craftsmanship we've practiced since 1924, with features like mortise and tenon joints, dovetailed drawers in front and back and



wooden mattress platforms for all cribs. All our paints and finishes are phthalate- and lead-free.

## Green. In Every Color.

Made in the USA is also good for our environment. Because our products don't have to ship from overseas, we reduce our carbon footprint. We also work to reduce packaging materials and recover and reuse manufacturing materials, further reducing our impact on the planet.

## safety certified

It's one thing to say you're safe and another thing to prove it, so Young America invites third party certification for our products.

## Intertek

Intertek, the leading independent third party certification lab for safety and design, takes us beyond testing, by inspecting and certifying our products. We reduce risk by incorporating safe manufacturing principles and processes, and mitigate mistakes that undermine quality or safety.



**Intertek**

## GREENGUARD®

Children spend nearly 85% of their time indoors, where the air can be two-to-five times more polluted than outdoor air because of toxic chemical emissions from everyday products. GREENGUARD Certification means our products have been independently tested to meet the most stringent chemical emissions standards in the world.



Testing in a dynamic environmental chamber where air flow simulates actual use.

For more information, visit [youngAmerica.com](http://youngAmerica.com).



# built to grow™



BTG-2250-37, Built to Grow Panel/Slat Crib (details p. 28)  
RUSTIC CHERRY ANTIQUE 37





Additional items may be needed to convert crib as displayed. Please consult your retailer.



Children grow. Needs change. Taste evolves. Style transforms. In fact, the one thing you can count on with children is change. That's why we build Harbor Town—and all Young America furniture—with the ability to adapt to all the changes your child will face.

From the infant safe haven to the rough and tumble world of toddlers, from the multi-use play/chill space of tweens to the uber-private world of teens, your child's room reflects the stages of their lives. Harbor Town offers a range of sleep storage and study options to see them through it all.

What's more, our commitment to quality construction means Harbor Town is built to withstand more than just the day-to-day rigors of childhood; it's built to endure the year-to-year tests of today's youth. Plus its clean, contemporary lines stylishly accommodate decades of room makeovers.

- |   |  |  |   |
|---|--|--|---|
| <div data-bbox="485 1247 620 1377" data-label="Section-Header"> <p><b>1</b><br/>infant</p> </div> <div data-bbox="479 1396 628 1627" data-label="Text"> <p>Your infant needs sleep. Focus on a safe, comforting environment where all the essentials are within reach.</p> </div> | <div data-bbox="678 1247 813 1377" data-label="Section-Header"> <p><b>2</b><br/>preschool</p> </div> <div data-bbox="662 1396 823 1656" data-label="Text"> <p>Your preschooler is filled with curiosity. Choose furniture that promotes safe exploration, and can hold all the toys a young explorer needs.</p> </div> | <div data-bbox="867 1247 1002 1377" data-label="Section-Header"> <p><b>3</b><br/>tween</p> </div> <div data-bbox="860 1396 1003 1684" data-label="Text"> <p>Your tween needs space to study and play. Focus on furniture that plays multiple roles, so the room doesn't become too crowded.</p> </div> | <div data-bbox="1057 1247 1192 1377" data-label="Section-Header"> <p><b>4</b><br/>teen</p> </div> <div data-bbox="1044 1396 1201 1656" data-label="Text"> <p>Your teen needs storage, storage and storage. Make sure his or her refuge has space for everything so it doesn't end up on the floor.</p> </div> |
|---|--|--|---|

Built to Grow cribs provide safety at every stage as they change with your child offering a full range of storage options to see them from infancy through toddler, tween and teenage years.





BTG-2000-37  
**Built to Grow Slat Crib**  
RUSTIC CHERRY ANTIQUE 37  
(details p. 28)



287-0012-37  
**Drawer Chest**  
RUSTIC CHERRY ANTIQUE 37  
(details p. 31)





RUSTIC CHERRY  
ANTIQUÉ 37



SSC-1400-17  
**Stationary Crib**  
ESPRESSO ANTIQUE 17  
(details p. 28)



287-0030-17  
**Square Shadow Box Mirror**  
(details p. 32)



CHS-3300-17  
**Changing Station**  
(details p. 31)

287-0301-17  
**Single Dresser**  
ESPRESSO ANTIQUE 17  
(details p. 31)



Cap molding on the Stationary Crib's head and footboard add polish and style.



ESPRESSO ANTIQUE 17





Our stationary cribs also morph from crib to toddler bed to daybed.

Additional items may be needed to convert crib as displayed. Please consult your retailer.



Angled slats lend an airy beach-house feel to the headboard.



Go from best friend to bunk mate with this easy pullout trundle.



287-0750-17  
**Twin Half Bunk Bed**  
ESPRESSO ANTIQUE 17  
(details p. 29)

shown on p. 13 with a TSU-0069-17  
Underbed Trundle Unit  
(details p. 30)



287-0082-17  
**Mobile Night Stand**  
ESPRESSO ANTIQUE 17  
(details p. 31)










ASYMMETRICAL MIRROR NO LONGER AVAILABLE.

Brody is a budding transportation engineer. He loves trains, planes, automobiles and anything else that moves. Speaking of moving ... he's recently transitioned to his first big boy bed.



287-0035-17  
**Twin Low Post Louver Bed**  
ESPRESSO ANTIQUE 17  
(details p. 29)

shown on p. 14 with a PSR-3267-17  
Pair of Safety Rails  
(details p. 30)



287-0080-17  
**Night Stand**  
ESPRESSO ANTIQUE 17  
(details p. 31)



287-0002-17  
**Dresser**  
ESPRESSO ANTIQUE 17  
(details p. 31)



287-0012-37  
**Drawer Chest**  
RUSTIC CHERRY ANTIQUE 37  
(details p. 31)



RUSTIC CHERRY  
ANTIQUÉ 37





287-0013-37  
**Bookcase**  
ESPRESSO ANTIQUE 17  
(details p. 31)



ESPRESSO  
ANTIQUÉ 17



Stow away books, toys and games in a space saving Captain's Storage Drawers.



287-0770-17  
**Twin Bunk Bed**  
ESPRESSO ANTIQUE 17  
(details p. 30)

shown on p. 19 with 287-0279-17  
Captain's Storage Drawers  
(details p. 30)



Finials included to allow conversion to two half bunks.



*Permission to come aboard,  
Alex? When not on the high seas,  
Alex enjoys practicing knot  
tying, flying kites,  
fishing and the occasional  
video game ...*



ESPRESSO  
ANTIQUE 17







BED-5983-37, **Twin Bookcase Bed**, RUSTIC CHERRY ANTIQUE 37 (details p. 29)  
WAL-8290-37, **Door Bookcase**, RUSTIC CHERRY ANTIQUE 37 (details p. 33)  
WAL-8230-37, **Large Storage Hutch**, RUSTIC CHERRY ANTIQUE 37 (details p. 33)  
WAL-8280-37, **Drawer Bookcase**, RUSTIC CHERRY ANTIQUE 37 (details p. 33)



Convenient drawers and open shelves turn empty space into storage space.



Cord cut outs keep wires tidy and out of site.



RUSTIC CHERRY  
ANTIQUE 37



## WALL UNITS

Create storage central with our customizable wall units. Choose from a range of bookcases and storage hutches to create your base. Then pair it with whatever you need. Baby's room? Choose a dresser with a changing station. Tween haven? Tuck a cozy bed between bookcases. Study time? Fit a desk within arms reach of all their essentials. The best part is that no matter where you start, your storage can grow right along with your child.

WAL-8270-37

### Open Bookcase

RUSTIC CHERRY ANTIQUE 37  
(details p. 33)

WAL-8120-37

### Storage Hutch

RUSTIC CHERRY ANTIQUE 37  
(details p. 33)

WAL-8290-37

### Door Bookcase

RUSTIC CHERRY ANTIQUE 37  
(details p. 33)

CHS-3300-37

### Changing Station

RUSTIC CHERRY ANTIQUE 37  
(details p. 31)

287-O301-37

### Single Dresser

RUSTIC CHERRY ANTIQUE 37  
(details p. 31)



WAL-8280-37

### Drawer Bookcase

RUSTIC CHERRY ANTIQUE 37  
(details p. 33)

WAL-8120-37

### Storage Hutch

RUSTIC CHERRY ANTIQUE 37  
(details p. 33)

WAL-8290-37

### Door Bookcase

RUSTIC CHERRY ANTIQUE 37  
(details p. 33)

BED-5983-37

### Twin Bookcase Bed

RUSTIC CHERRY ANTIQUE 37  
(details p. 29)







WAL-8260-37  
**Narrow Bookcase**  
 RUSTIC CHERRY ANTIQUE 37  
 (details p. 33)

WAL-8120-37  
**Storage Hutch**  
 RUSTIC CHERRY ANTIQUE 37  
 (details p. 33)

WAL-8260-37  
**Narrow Bookcase**  
 RUSTIC CHERRY ANTIQUE 37  
 (details p. 33)

CHS-3300-37  
**Changing Station**  
 RUSTIC CHERRY ANTIQUE 37  
 (details p. 31)

WAL-8190-37  
**Large Console**  
 RUSTIC CHERRY ANTIQUE 37  
 (details p. 33)



WAL-8290-37  
**Door Bookcase**  
 RUSTIC CHERRY ANTIQUE 37  
 (details p. 33)

WAL-8120-37  
**Storage Hutch**  
 RUSTIC CHERRY ANTIQUE 37  
 (details p. 33)

WAL-8270-37  
**Open Bookcase**  
 RUSTIC CHERRY ANTIQUE 37  
 (details p. 33)

WAL-8220-37  
**Writing Desk**  
 RUSTIC CHERRY ANTIQUE 37  
 (details p. 32)

CHR-0070-37  
**Student Chair**  
 RUSTIC CHERRY ANTIQUE 37  
 (details p. 32)



BED-5183-17  
**Twin Panel Bed**  
ESPRESSO ANTIQUE 17  
(details p. 28)

shown on p. 25 with 287-0279-17  
Captain's Storage Drawers  
(details p. 30)



MIR-3120-17  
**Tilt Mirror**  
(details p. 32)

287-0004-17  
**Young Gentleman's Chest**  
ESPRESSO ANTIQUE 17  
(details p. 31)







RUSTIC CHERRY  
ANTIQUE 37



287-0022-37  
**Hutch**  
(details p. 32)

287-0027-37  
**Student Desk**  
RUSTIC CHERRY ANTIQUE 37  
(details p. 32)



CHR-0071-37  
**Banker's Chair**  
RUSTIC CHERRY ANTIQUE 37  
(details p. 32)



287-0018-37  
**Armoire**  
RUSTIC CHERRY ANTIQUE 37  
(details p. 31)



RUSTIC CHERRY  
ANTIQUÉ 37

# CRIBS/BEDS



**BTG-2000 BUILT TO GROW SLAT CRIB**  
 Mattress platform has two height adjustments  
 Ends have openings for bumper ties  
 Overall: 30 11/16W 51 1/2H 58L  
 (78 x 131 x 147 cm)

**BTK-3230 Toddler Bed Kit**  
 Purchase converts crib to toddler bed/daybed  
 Includes toddler bed rail and frame  
 56 1/4W 13 1/16D 36 3/8H (143 x 3 x 92 cm)

**BTF-3235 Built to Grow Conversion Kit**  
 Purchase converts crib to 4/6 double bed  
 Consists of RLS-0050 3/3-4/6 Pair of Hook on Rails

SLR-0468 4/6 Slat Roll  
 4/6 bed will accommodate PSR-3267 Safety Rails

Can be used as headboard only with metal bed frame

Accommodates underbed storage/trundle options

When converted to 4/6 bed:  
 58 3/8W 51 1/2H 79 5/8L  
 (148 x 131 x 202 cm)

SEE PAGES 8, 9



**BTG-2250 BUILT TO GROW PANEL/SLAT CRIB**  
 Mattress platform has two height adjustments  
 Ends have openings for bumper ties  
 Overall: 31 7/16W 55 1/16H 59L  
 (80 x 140 x 150 cm)

**BTK-3230 Toddler Bed Kit**  
 Purchase converts crib to toddler bed/daybed  
 Includes toddler bed rail and frame  
 56 1/4W 13 1/16D 36 3/8H (143 x 3 x 92 cm)

**BTF-3235 Built to Grow Double Bed Conversion Kit**  
 Purchase converts crib to 4/6 double bed  
 Consists of RLS-0050 3/3-4/6 Pair of Hook on Wood Rails

SLR-0468 4/6 Slat Roll  
 4/6 bed will accommodate PSR-3267 Safety Rails

Accommodates underbed storage/trundle options

When converted to 4/6 bed:  
 60 1/2W 52H 79 9/16L  
 (154 x 132 x 202 cm)

SEE PAGES 6, 7



**BED-5183 TWIN PANEL BED**  
**HBD-5183 Panel Headboard 3/3**  
 bored for metal frame  
 42 7/8W 50 3/4H (109 x 129 cm)  
**FTB-5183 Panel Footboard 3/3**  
 42 7/8W 27 1/8H (109 x 69 cm)

**RLS-0050 Pair Wood Rails**  
 3/3-4/6 (Hook)  
 51 1/4H 76L (13 x 193 cm)

**SLR-0368 Slat Roll 3/3**  
 bottom of side rail to floor: low lock  
 7 1/2H (19 cm)  
 bottom of side rail to floor: high lock  
 13 1/2H (34 cm)

Overall: 42 7/8W 50 3/4H 81 3/4L  
 (109 x 129 x 208 cm)

SEE INSIDE FRONT COVER, PAGES 1, 24, 25



**BED-5184 DOUBLE PANEL BED**  
**HBD-5184 Panel Headboard 4/6**  
 bored for metal frame  
 57 7/8W 50 3/4H (147 x 129 cm)

**FTB-5184 Panel Footboard 4/6**  
 57 7/8W 27 1/8H (147 x 69 cm)

**RLS-0050 Pair Wood Rails**  
 3/3-4/6 (Hook)  
 51 1/4H 76L (13 x 193 cm)

**SLR-0468 Slat Roll 4/6**  
 bottom of side rail to floor: low lock  
 7 1/2H (19 cm)  
 bottom of side rail to floor: high lock  
 13 1/2H (34 cm)

Overall: 57 7/8W 50 3/4H 81 3/4L  
 (147 x 129 x 208 cm)



**SSC-1400 STATIONARY CRIB**  
 Mattress platform has two height adjustments  
 Ends have openings for bumper ties

**STK-3435 Stationary Toddler Kit**  
 Purchase converts crib to toddler bed/daybed  
 includes toddler bed rails and frame  
 37 7/8W 15 1/8H (96 x 38 cm)

Overall: 32 3/8W 43 7/8H 57L  
 (82 x 111 x 145 cm)

SEE PAGES 10, 11

NOTE: Young America may find it necessary to make changes to prices, colors, materials, equipment and specifications at any time or even discontinue certain items. We'll try not to, but our lawyers say we have to let you know that it could happen.





**BED-5983 TWIN BOOKCASE BED**

**HBD-5983 Bookcase Headboard 3/3**

Two cord holes, three adjustable shelves, bored for metal frame  
48 1/2W 10D 51H (123 x 25 x 130 cm)

**FTB-5983 Bookcase Footboard, Spacers and Slat System 3/3**

44 7/8W 14 1/2H (114 x 37 cm)

**LRB-O379 Left and Right Drawer Bases**

bottom of side rail to floor: 4 5/16H (11 cm)

WILL NOT ACCOMMODATE SAFETY RAILS OR UNDERBED ITEMS

Overall: 48 1/2W 51H 88 1/16L (123 x 130 x 224 cm)

SEE PAGES 20, 21, 22



**BED-5984 DOUBLE BOOKCASE BED**

**HBD-5984 Bookcase Headboard 4/6**

Two cord holes, three adjustable shelves, bored for metal frame  
63 1/2W 10D 51H (161 x 25 x 130 cm)

**FTB-5984 Bookcase Footboard, Spacers and Slat System 4/6**

59 7/8W 14 1/2H (152 x 37 cm)

**LRB-O379 Left and Right Drawer Bases**

bottom of side rail to floor: 4 5/16H (11 cm)

WILL NOT ACCOMMODATE SAFETY RAILS OR UNDERBED ITEMS

Overall: 63 1/2W 51H 88 1/16L (161 x 130 x 224 cm)



**287-0035 TWIN LOW POST LOUVER BED**

**287-O135 Low Post Louver Headboard 3/3**

bored for metal frame  
43 1/8W 54H (110 x 137 cm)

**287-O235 Low Post Louver Footboard 3/3**

43 1/8W 30 1/8H (110 x 77 cm)

**RLS-O052 Pair Wood Rails**

3/3-4/6 (Bolt)  
5 1/4H 76L (13 x 193 cm)

**SLR-O368 Slat Roll 3/3**

bottom of side rail to floor: low lock  
7H (18 cm)  
bottom of side rail to floor: high lock  
13 1/2H (34 cm)

Overall: 43 1/8W 54H 82 3/8L (110 x 137 x 209 cm)

SEE PAGES 14, 15



**287-0040 DOUBLE LOW POST LOUVER BED**

**287-O140 Low Post Louver Headboard 4/6**

bored for metal frame  
58 1/8W 55H (148 x 140 cm)

**287-O240 Low Post Louver Footboard 4/6**

58 1/8W 35H (148 x 89 cm)

**RLS-O052 Pair Wood Rails**

3/3-4/6 (Bolt)  
5 1/4H 76L (13 x 193 cm)

**SLR-O468 Slat Roll 4/6**

bottom of side rail to floor: low lock  
7H (18 cm)  
bottom of side rail to floor: high lock  
13 1/2H (34 cm)

Overall: 58 1/8W 55H 82 3/8L (148 x 140 x 209 cm)



**287-0041 QUEEN LOW POST LOUVER BED**

**287-O141 Low Post Louver Headboard 5/0**

bored for metal frame  
65 1/8W 55H (165 x 140 cm)

**287-O241 Low Post Louver Footboard 5/0**

65 1/8W 33 3/16H (165 x 84 cm)

**RLS-O051 Pair Wood Rails 5/0 (HOOK)**

5 1/4H 82L (13 x 208 cm)

WILL NOT ACCOMMODATE SAFETY RAILS OR UNDERBED ITEMS

bottom of side rail to floor: low lock only  
7 1/2H (19 cm)

Overall: 65 1/8W 55H 88 3/8L (165 x 140 x 224 cm)



**287-0750 TWIN HALF BUNK BED**

**287-O735 One Set of Bunk Ends 3/3**

RLS-O052 Pair Wood Rails  
3/3-4/6 (Bolt)  
5 1/4H 76L (13 x 193 cm)

**SLR-O368 Slat Roll 3/3**

headboard: 41 1/2W 44 1/2H (105 x 113 cm)  
footboard: 41 1/2W 38 H (105 x 97 cm)  
bottom of side rail to floor: low lock  
7H (18 cm)  
bottom of side rail to floor: high lock  
13 1/2H (34 cm)

Overall: 41 1/2W 44 1/2H 82L (105 x 113 x 208 cm)

SEE COVER, PAGES 12, 13

To convert to Twin Bunk Bed:

**287-7750 Half Bunk Conversion to Twin Bunk Bed**

287-O735 One Set of Bunk Ends 3/3

RLS-O052 Pair Wood Rails  
3/3-4/6 (Bolt)  
5 1/4H 76L (13 x 193 cm)

**SLR-O368 Slat Roll 3/3**

LAD-O769 Bunk Ladder

GRL-O800 One Set of Bunk Guard Rails



**287-0755 DOUBLE HALF BUNK BED**

**287-O745 One Set of Bunk Ends 4/6**

**RLS-O052 Pair Wood Rails**

3/3-4/6 (Bolt)  
5 1/4H 76L (13 x 193 cm)

**SLR-O468 Slat Roll 4/6**

headboard: 56 1/2W 42 3/8H (144 x 108 cm)  
footboard: 56 1/2W 37 7/8H (144 x 91 cm)

Overall: 56 1/2W 42 3/8H 82L (144 x 108 x 208 cm)

To convert to Double over Double Bunk Bed:

**287-7775 Half Bunk Conversion to Double Bunk Bed**

287-O745 One Set Bunk of Ends 4/6

RLS-O052 Pair Wood Rails  
3/3-4/6 (Bolt)  
5 1/4H 76L (13 x 193 cm)

**SLR-O468 Slat Roll 4/6**

LAD-O769 Bunk Ladder

GRL-O800 One Set of Bunk Guard Rails



# BUNK BEDS/BED ACCESSORIES



## 287-0770 TWIN BUNK BED

**\*\* (2) 287-0735 One Set Bunk Ends 3/3**

### RLS-0773 Two Pair Wood Rails

(Bolt), one pair guard rails, two slat rolls 3/3

### LAD-0769 Bunk Ladder

headboard: 41 1/2W 44 1/2H (105 x 113 cm)

footboard: 41 1/2W 38H (105 x 97 cm)

side rail: 5 1/4H (13 cm)

bottom of side rail to floor: low lock 7H (18 cm)

bottom of side rail to floor: high lock 13 1/2H (34 cm)

Overall: 41 1/2W 75 1/2H 81 L (105 x 192 x 206 cm)

SEE PAGES 18, 19



## 287-0775 DOUBLE OVER DOUBLE BUNK BED

**\*\* (2) 287-0745 One Set Bunk Ends 4/6**

### RLS-0778 Two Pair Wood Rails

(Bolt), one pair guard rails, two slat rolls 4/6

### LAD-0769 Bunk Ladder

headboard: 56 1/2W 42 3/8H (144 x 108 cm)

footboard: 56 1/2W 35 7/8H (144 x 91 cm)

open area: 53 13/16W 53 1/2H 71L (137 x 136 x 180 cm)

Overall: 56 1/2W 75 7/8H 82L (144 x 193 x 208 cm)



## 287-8330 TWIN OVER DOUBLE BUNK BED

**\*\* (2) 287-0735 One Set Bunk Ends 3/3**

### RLS-0773 Two Pair Wood Rails

(Bolt), one pair guard rails, two slat rolls 3/3

Overall: 60W 78H 81L (152 x 198 x 206 cm)

### SLR-0468 Slat Roll 4/6

bottom of side rail to floor: low lock 7 1/2H (19 cm)

bottom of side rail to floor: high lock 13 1/2H (34 cm)

### TFK-0570 Extension Kit and Bunk Ladder

Use with any 3/3 bunk (except BNK-7300) to create twin over full bunk; a SLR-0468 slat roll 4/6 is required

See measurements above for 287-0770

Overall: 60W 78H 81L (152 x 198 x 206 cm)



**\*\* Must order two sets of ends to make a complete bunk bed**

## Bed Accessories

The following items are for use only with select beds from Harbor Town.



### LPF-3285 LOW PROFILE FOOTBOARD 3/3

43W 20 1/4H (109 x 51 cm)

Will accommodate underbed storage options



### LPF-3290 LOW PROFILE FOOTBOARD 4/6

58W 20 1/4H (147 x 51 cm)

Will accommodate underbed storage options



### 287-0279 CAPTAIN'S STORAGE DRAWERS

Four drawers, one removable shelf.

Will not accommodate safety rails.

Overall: 76L (193 cm)

SEE INSIDE FRONT COVER, PAGES 1, 2, 18, 19, 25



### TSU-0069 UNDERBED TRUNDLE UNIT

Can also be used with 4/6 double bed.

Finished inside and out on all four sides; casters.

75W 40D 13H (191 x 102 x 33 cm)

SEE COVER, PAGES 12, 13

### TFK-0570 EXTENSION KIT AND BUNK LADDER

Use with most 3/3 bunk (except BNK-7300) to create twin over full bunk; a SLR-0468 slat roll 4/6 is required.



### BTK-3230 TODDLER BED KIT

For use with Built to Grow Cribs. Includes toddler bed rail and frame.

56 1/4W 13 1/16D 36 3/8H (143 x 3 x 92 cm)



### STK-3435 STATIONARY TODDLER KIT

For use with Stationary Side Cribs.

Includes toddler bed rail and frame.

37 7/8W 15 1/8H (96 x 38 cm)



### PSR-3267 PAIR SAFETY RAILS

Will not fit on Captain's Storage Drawers

47W 16 1/2H (119 x 42 cm)

SEE PAGE 14



### USS-0097 UNDERBED SPACE SAVER

upper position: 72W 38D 15 1/2H (183 x 97 x 39 cm)

lower position: 72W 38D 5H (183 x 97 x 13 cm)

### BTF-3235 BTG 4/6 DOUBLE BED CONVERSION KIT

RLS-0050 Pair Wood Rails 3/3-4/6 (Hook)

5 1/4H 76L (13 x 193 cm)

SLR-0468 Slat Roll 4/6

### RLS-0050 PAIR WOOD RAILS

5 1/4H 76L (13 x 193 cm)

### SLR-0368 SLAT ROLL 3/3

### SLR-0468 SLAT ROLL 4/6

## Bed Requirements

### Crib Standard

Standard crib size mattress, 51 5/8 L 27 1/4 W (131 x 69 cm), with a thickness not exceeding 6" (15 cm)

### Twin Bed

Standard twin size (3/3) mattress and box spring or twin size mattress with twin size slat roll

### Double Bed

Standard double size (4/6) mattress and box spring or double size mattress with double size slat roll

### Queen Bed

Standard queen size (5/0) mattress and box spring

### Headboard Only

Use a mattress and box spring which correspond in size to size of headboard and a metal bed frame which attaches to the headboard.

### Bunk Bed

Two standard twin size (3/3) mattresses (no bunkie board necessary with use of slat roll). The 3/3 Twin Bunk Beds include two 0368 3/3 Slat Rolls. (9" maximum thickness for mattress)

### Double Over Double Bunk Bed

Two double size (4/6) mattresses (no bunkie board necessary with use of slat roll). The 4/6 Double Bunk Beds include two 0468 4/6 Slat Rolls. (9" maximum thickness for mattress)

### Underbed Trundle Unit

Standard twin size (3/3) mattress (no bunkie board needed; 8 1/2" maximum thickness for mattress)

### Underbed Space Saver

Standard twin size (3/3) mattress

# DRESSERS/CHESTS/ARMOIRES/NIGHT STANDS



## 287-0002 DRESSER

Seven drawers, accommodates CHS 3300 changing station

56W 18D 32 1/8H (142 x 46 x 82 cm)

SEE PAGES 14, 15



## CHS-3300 CHANGING STATION

Use with most Young America dressers. Includes pad and safety strap

43 1/4W 18 3/4D 9 1/2H (110 x 48 x 24 cm)

SEE PAGES 10, 11, 22, 23



## 287-0301 SINGLE DRESSER

Four drawers, accommodates CHS 3300 changing station

46 1/2W 19 3/4D 34H

(118 x 50 x 86 cm)

SEE PAGES 10, 11, 22



## 287-0004 YOUNG GENTLEMAN'S CHEST

Ten drawers

50W 18D 45 1/16H (127 x 46 x 114 cm)

SEE INSIDE FRONT COVER, PAGES 1, 24, 25



## 287-0012 DRAWER CHEST

Five drawers

38W 18D 49 3/4H (97 x 46 x 126 cm)

SEE PAGES 8, 9, 16



## 287-0013 BOOKCASE

Removable storage shelf under gallery rail, one adjustable shelf, one stationary shelf, two cord holes, storage bin in bottom

32W 17D 58H (81 x 43 x 147 cm)

SEE PAGE 17



## 287-0018 ARMOIRE

Two louvered doors, cork on back of left door, half length mirror on back of right door, one removable clothing rod, two adjustable shelves, one cord hole, two tray drawers

TV area:

35 3/8W 18 1/2D 43 1/8H  
(90 x 47 x 110 cm)

Overall: 43W 23D 70 1/4H  
(109 x 58 x 178 cm)

SEE PAGE 27



## 287-0080 NIGHT STAND

One drawer, open area, one cord hole

21W 16D 25H (53 x 41 x 64 cm)

SEE PAGES 14, 15



## 287-0016 SMALL BUNCHING CHEST

Three drawers

30W 18D 30H (76 x 46 x 76 cm)



## 287-0082 MOBILE NIGHT STAND

Two drawers, open area, one cord hole, casters

21W 18D 25 1/4H (53 x 46 x 64 cm)

SEE COVER, PAGES 12, 13





# MIRRORS/HUTCHES/DESKS/CHAIRS



## 287-0030 SQUARE SHADOW BOX MIRROR

Plate: 31 3/4W 31 3/4H (81 x 81 cm)  
Overall: 38W 38H (97 x 97 cm)  
SEE PAGES 10, 11



## 287-0022 HUTCH

One stationary upper shelf, one adjustable lower shelf, one cord hole, adjustable storage shelf with dividers, cord management opening  
44W 12D 46H (112 x 30 x 117 cm)  
SEE PAGE 26



## 287-0226 COMPUTER DESK

One pullout keyboard tray, one utility drawer, one file drawer, accommodates 287-0022 Hutch  
50W 24D 30H (127 x 61 x 76 cm)



## MIR-3120 TILT MIRROR

One drawer, no liner  
Plate: 22 3/4W 25 7/8H (58 x 66 cm)  
Overall: 30 3/8W 9 1/2D 34 1/2H (77 x 24 x 88 cm)  
SEE INSIDE FRONT COVER, PAGES 1, 24, 25



## 287-0224 LARGE HUTCH

Three adjustable shelves, one stationary shelf, removable cubbyhole dividers, two cord holes, CD storage shelf with removable dividers, cord management opening  
50W 14D 46H (127 x 36 x 117 cm)



## WAL-8220 WRITING DESK

Two drawers, one drop front, one stationary shelf  
48 5/8W 22 1/2D 30H (124 x 57 x 76 cm)  
SEE PAGE 23



## 287-0027 STUDENT DESK

Four drawers, accommodates 287-0022 Hutch  
44W 18D 30H (112 x 46 x 76 cm)  
SEE PAGE 26



## CHR-0070 STUDENT CHAIR

Coastal Cloud fabric  
Seat:  
17 1/2W 14 5/8D 17H (44 x 37 x 43 cm)

Overall:  
18 7/8W 18 5/8D 34 5/16H (48 x 47 x 87 cm)

SEE PAGE 23



## CHR-0071 BANKER'S CHAIR

17W 19 1/4D 38 1/4H (43 x 49 x 97 cm)

SEE PAGE 26



**WAL-8190 LARGE CONSOLE**

Four adjustable shelves, four cord holes, two storage drawers  
48 3/4W 19 1/4D 34H (124 x 49 x 86 cm)

SEE PAGE 23



**WAL-8270 OPEN BOOKCASE**

Two stationary shelves, three adjustable shelves, two cord holes, cord management opening, mending plate kit

30W 15 7/16D 78 1/4H (76 x 39 x 199 cm)

SEE PAGES 22, 23



**WAL-8290 DOOR BOOKCASE**

One stationary shelf, two adjustable shelves, two cord holes, cord management opening, two doors, one adjustable shelf behind doors, mending plate kit

30W 15 7/16D 78 1/4H (76 x 39 x 199 cm)

SEE PAGES 20, 22, 23



**WAL-8260 NARROW BOOKCASE**

Two adjustable shelves, two stationary shelves, two cord holes, cord management opening, two drawers, mending plate kit

16 1/16W 15 7/16D 78 1/4H (41 x 39 x 199 cm)

SEE PAGE 23



**WAL-8280 DRAWER BOOKCASE**

Two adjustable shelves, two stationary shelves, two cord holes, cord management openings, two drawers, mending plate kit

30W 15 7/16D 78 1/4H (76 x 39 x 199 cm)

SEE PAGES 21, 22



**WAL-8120 STORAGE HUTCH**

Two vertical partitions, two cord holes, attachment brackets, accommodates 3/3 bed in wall system

48 3/4W 15 7/16D 15 3/8H (124 x 39 x 39 cm)

SEE PAGES 22, 23



**WAL-8230 LARGE STORAGE HUTCH**

Two stationary vertical partitions, two cord holes, attachment brackets, accommodates 4/6 bed in wall system

63 3/4W 15 7/16D 15 3/8H (162 x 39 x 39 cm)

SEE PAGES 20, 21



# join the club

Becoming a member of the Y.A. Club is the best way to experience all that Young America has to offer. We'll update you on new product introductions, give you chances to win future discounts, keep you posted on your purchases and allow you to create your own wish list of Young America products.




**BUILD YOUR WISH LIST**

As you browse youngAmerica.com, add items to your wish list. Then you can share your wish list with family and friends or your preferred retailer. Print it out or email it to the grandparents!

**REGISTER YOUR PURCHASES**

To ensure that you're always up to date, register your purchases here on youngAmerica.com. In the event we add or discontinue items or collections, we'll notify you so you can locate what you want or need to round out your child's room.

**Register today at [youngAmerica.com/account/signup](http://youngAmerica.com/account/signup)**



AN AMERICAN FURNITURE MANUFACTURER  
SINCE 1924

youngAmerica®  
MADE IN THE USA 

YOUNG AMERICA IS A REGISTERED TRADEMARK OF STANLEY FURNITURE COMPANY, INC.  
P.O. BOX 30 • 1641 FAIRSTONE PARK HWY • STANLEYTOWN, VA 24168  
[youngAmerica.com](http://youngAmerica.com)