

COASTAL
LIVING®
COLLECTION



W

O

A

H

F

O

O

Welcome to Coastal Living® Cottage.

SHOES ARE OPTIONAL.

TABLE OF CONTENTS

- 2 Elements of Style
- 4 Dining
- 14 Bedroom
- 26 Living – Accents,
Home Entertainment,
Home Office
- 40 Details and Descriptions

ONE OF THE BEST THINGS about any trip to the beach is that moment when you exhale and all your cares and worries seem to melt away. If you are lucky it happens when you first catch sight of a foam-topped wave cresting over the ocean's cerulean calm. Or maybe it occurs later, with the sand beneath your toes and a quilt of stars over your head.

Wherever and whenever that feeling of peace descends on you, you are probably left wishing you could capture it everyday. It's a fleeting moment when the sun is overhead and the breeze gently whispers across your legs. It's a well-chilled glass of wine in hand and nothing in front of you but time. It's the sound of children laughing against the ceaseless give and take of the waves against the shore.

It's *Coastal Living* Cottage from Stanley Furniture.

Creating a cozy hallmark of the serenity that comes from life on the water, *Coastal Living* Cottage offers gracious comforts with relaxed elegance, giving you ample ways to bring your own tranquil moment back home.

Coastal Living Cottage takes cottage furniture to the next level with an unprecedented array of items for every room of the home. The collection features multiple style options available in 14 different colors and finishes, organized into three distinct color palettes.

Many pieces are offered in smaller scale options to accommodate the space limitations of cozier coastal cottages or condos. Designed to work well in open floor plans of all sizes, *Coastal Living* Cottage marries old and new, blending the gently weathered style of coastal antiques with the functionality of high-tech modern furniture.

With *Coastal Living* Cottage, finding your seaside getaway is as simple as coming home. Relaxation is your only responsibility.

COASTAL
LIVING®
COLLECTION



finish / wood characteristics

Coastal Living® Cottage features a palette of colors that draws inspiration from the varied landscapes of the coast. The sea, in all its many moods, plays a central role, as do the dunes, marsh grasses, shells, sun and boardwalks of America's coasts. Colors are organized into three distinct color palettes to help simplify and unify your design scheme. Stay within a color family or mix and match as your own style dictates.

A distinctive rub-through effect, achieved through a significant hand distressing technique, creates a warm antique look that simulates furniture that has been passed down from generation to generation.



hardware

Coastal Living Cottage features wooden knobs in matching finishes that seamlessly blend in with the design of each piece.



BOARDWALK FINISH



SAND DOLLAR FINISH

fabric

All dining chairs are available in either the Coastal Cloud solid material or one of four nautically striped fabrics to lend even more of a beach appeal to upholstered items.



COASTAL CLOUD

TICKING MARINE

SEASIDE SUMMER

SEASIDE SEA GLASS

TOASTED COCONUT

SEA GLASS PALETTE



SHELL (A)

SAND DOLLAR (F)

SEA GRASS (G)



MORNING SKY (J)

SEA MIST (N)

HIGH TIDE (P)



BOARDWALK (I)

Born of the sea, this color scheme borrows from those twinkling treasures collected over long walks, perhaps on Laguna Beach or La Jolla. Layers of blues and greens—in shades ranging from royal to periwinkle—create a style that works either dressed-up or casual. Set against white, these colors dazzle, or mix and match to create your own coastal mosaic.





AMERICANA PALETTE



Head due East to capture the look of the Cape or a lakeside “camp” with this classic color combination. Go nautical or patriotic with accents of red, white and blue or explore the many shades of the sea from deepwater to navy. This palette evokes the fun of sunset clambakes and a colorful parade of beach cruisers.

PASTEL PALETTE



Think South Beach or the Caribbean and let your imagination sail with soft pastels. Designed to work together in colorful harmony, pastels are equally at home in casual or more sophisticated settings. Blend blues and greens with the playful pink of conch to create a Caribbean getaway everyday.



829-G1-10
Newport Storage Cabinet
Sea Grass
(details p. 40)



dining

Bring the colors of the sand and surf indoors

FOR A RETREAT FROM THE EVERYDAY.



829-F1-37
Round Pedestal Table
Sand Dollar
(details p. 41)



829-P1-611
Sea Watch Side Chair
High Tide
Coastal Cloud Fabric
(details p. 42)




829-P1-711
Sea Watch Arm Chair
High Tide
Coastal Cloud Fabric
(details p. 42)

SAND DOLLAR


HIGH TIDE

COASTAL CLOUD



Seaside Inn Sideboard no longer available.

At the beach, everyday objects play the dual role of
FUNCTION AND ART.



829-11-761
Woven Counter Stool*
 Boardwalk
 Coastal Cloud Fabric
 (details p. 42)




829-F1-25
Low China Deck
 Sand Dollar
 (details p. 40)

829-F1-05
Buffet
 Sand Dollar, Boardwalk Top
 (details p. 40)

* This woven material has a naturally coarse texture that is rough to the touch and may snag some woven garments. We invite you to sample this material prior to purchase at your local retailer.

SAND DOLLAR

BOARDWALK




DEEP WATER

SAND DOLLAR

BOARDWALK

TICKING MARINE





829-F1-32
Gathering Table
 Sand Dollar, Boardwalk Top
 (details p. 40)



829-B1-632
Wayfarer Side Chair
 Deep Water
 Ticking Marine Fabric
 shown at left
 (details p. 42)



829-B1-732
Wayfarer Arm Chair
 Deep Water
 Ticking Marine Fabric
 shown at left
 (details p. 42)

DEEP WATER

WAVE



829-B1-74
**5 o'clock Somewhere
 Counter Stool**
 Deep Water
 (details p. 41)


829-C1-84
**5 o'clock Somewhere
 Bar Stool**
 Wave
 (details p. 41)

SEA GRASS

SAND DOLLAR

BOARDWALK

COASTAL CLOUD



Recreate the unstructured ease

OF MORNINGS AT THE BEACH.





829-F1-38
Round Pedestal Table
 Sand Dollar
 (details p. 41)



829-11-601
Woven Side Chair*
 Boardwalk
 Coastal Cloud Fabric
 (details p. 42)



829-11-701
Woven Arm Chair*
 Boardwalk
 Coastal Cloud Fabric
 (details p. 42)




829-G1-10
Newport Storage Cabinet
 Sea Grass
 (details p. 40)



829-11-861
Woven Bar Stool*
 Boardwalk
 Coastal Cloud Fabric
 (details p. 42)



BOARDWALK



COASTAL CLOUD

* This woven material has a naturally coarse texture that is rough to the touch and may snag some woven garments. We invite you to sample this material prior to purchase at your local retailer.

bedroom





829-13-33
Woven Mirror
Boardwalk
(details p. 44)

829-F3-05
Getaway Dresser
Sand Dollar
(details p. 44)



SEA MIST

829-N3-113
Louvered TV Door Deck
Sea Mist
(details p. 43)

829-N3-02
Seaside Chest
Sea Mist
(details p. 43)



Begin every day as if it were

829-J3-04
Weekend Dresser
Morning Sky
(details p. 44)

829-F3-30
Piecrust Mirror
Sand Dollar
(details p. 44)



a day at the beach—

NO MATTER WHERE YOU ARE.



829-G3-724
Bed End Bench
Sea Grass
Seaside Sea Glass Fabric
(details p. 43)

829-G3-40
Summerhouse Bed
Sea Grass
(details p. 45)

829-J3-17
Summerhouse Chest
Morning Sky
(details p. 44)



829-A3-34
Bungalow Bed
Shell
(details p. 45)



829-E3-81
Bedside Table
Beach Cruiser
(details p. 44)



SHELL

BEACH CRUISER





829-C3-16
Bachelor's Chest
Wave
(details p. 44)

829-F3-31
Arch Top Mirror
Sand Dollar
(details p. 44)



829-F3-04
Weekend Dresser
Sand Dollar
(details p. 44)



829-C3-11
Vertical Chest
Wave
(details p. 44)





829-G3-10
Chest
Sea Grass
(details p. 44)



829-13-41
Low Country Woven Bed*
Boardwalk
(details p. 45)



829-H3-80
Night Table
Lemon Twist
(details p. 44)




* This woven material has a naturally coarse texture that is rough to the touch and may snag some woven garments. We invite you to sample this material prior to purchase at your local retailer.

SEA GRASS

LEMON TWIST

BOARDWALK





829-M1-613
Sea Watch Side Chair
Twilight
Seaside Summer Fabric
(details p. 42)

829-J3-35
Bungalow Bed
Morning Sky
(details p. 45)

829-F3-35
Bungalow Bed
Sand Dollar
(details p. 45)

829-G3-35
Bungalow Bed
Sea Grass
(details p. 45)

829-M3-81
Bedside Table
Twilight
(details p. 44)



829-M3-14
Summerhouse Utility Cabinet
Twilight
(details p. 43)



829-F5-05
Console Table
Sand Dollar, Boardwalk Top
(details p. 46)



living



829-F7-32
Reunion Console
Sand Dollar
(details p. 47)



829-J5-03
Storage Cocktail
Morning Sky
(details p. 46)



829-P5-14
Beachcomber Table
High Tide
(details p. 46)



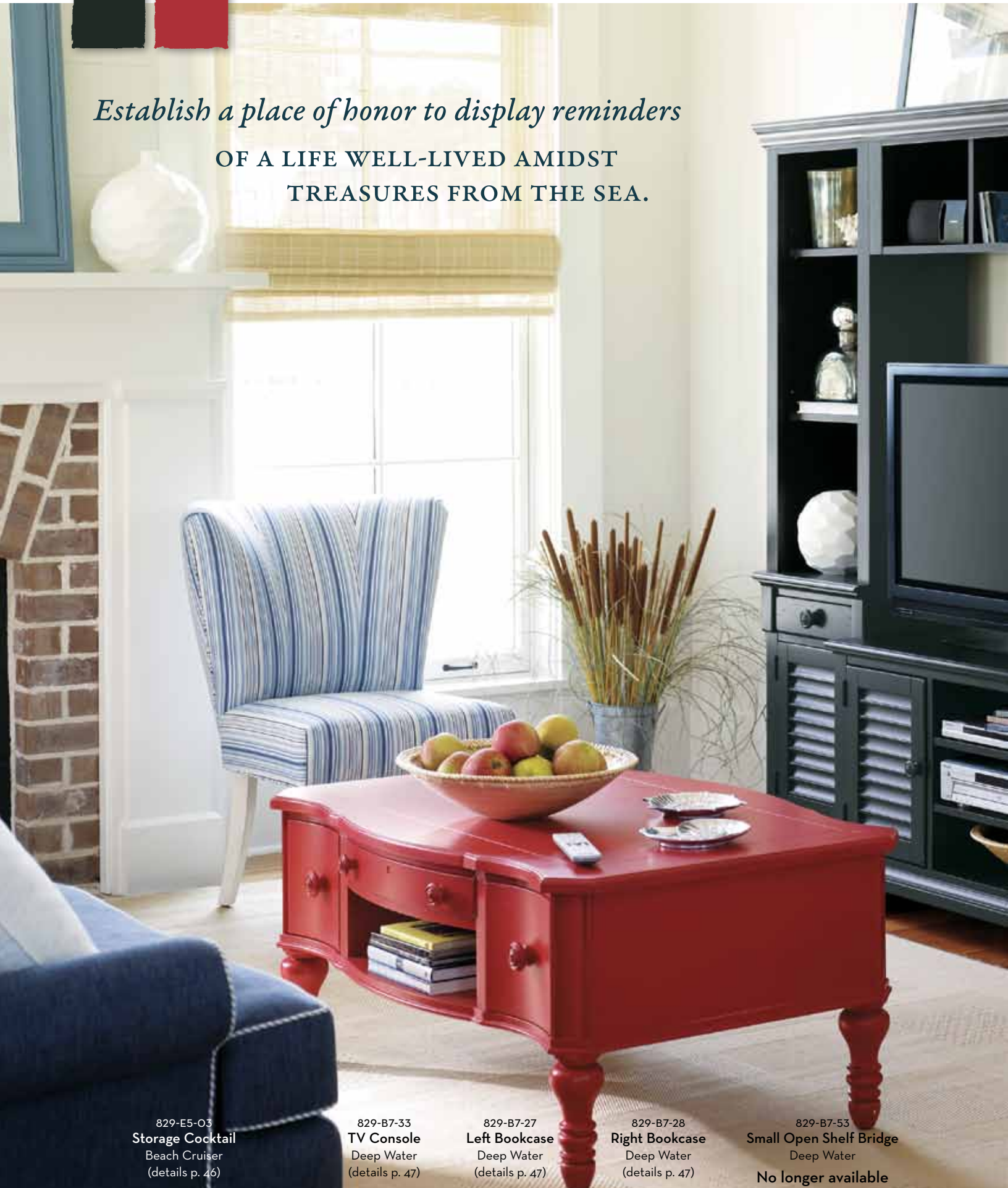
DEEP WATER

BEACH CRUISER



Establish a place of honor to display reminders

**OF A LIFE WELL-LIVED AMIDST
TREASURES FROM THE SEA.**



829-E5-03
Storage Cocktail
Beach Cruiser
(details p. 46)

829-B7-33
TV Console
Deep Water
(details p. 47)

829-B7-27
Left Bookcase
Deep Water
(details p. 47)

829-B7-28
Right Bookcase
Deep Water
(details p. 47)

829-B7-53
Small Open Shelf Bridge
Deep Water
No longer available



829-E5-18
Étagère
Beach Cruiser
(details p. 46)

BEACH CRUISER





829-F7-50
Plasma TV Bookcase
Sand Dollar
(details p. 47)

829-F7-30
Console
Sand Dollar
(details p. 47)



829-H5-13
Chesapeake Table
Lemon Twist
(details p. 46)



829-F5-02
Sand Box Cocktail Table
Sand Dollar
(details p. 46)






SEA GRASS

SHELL

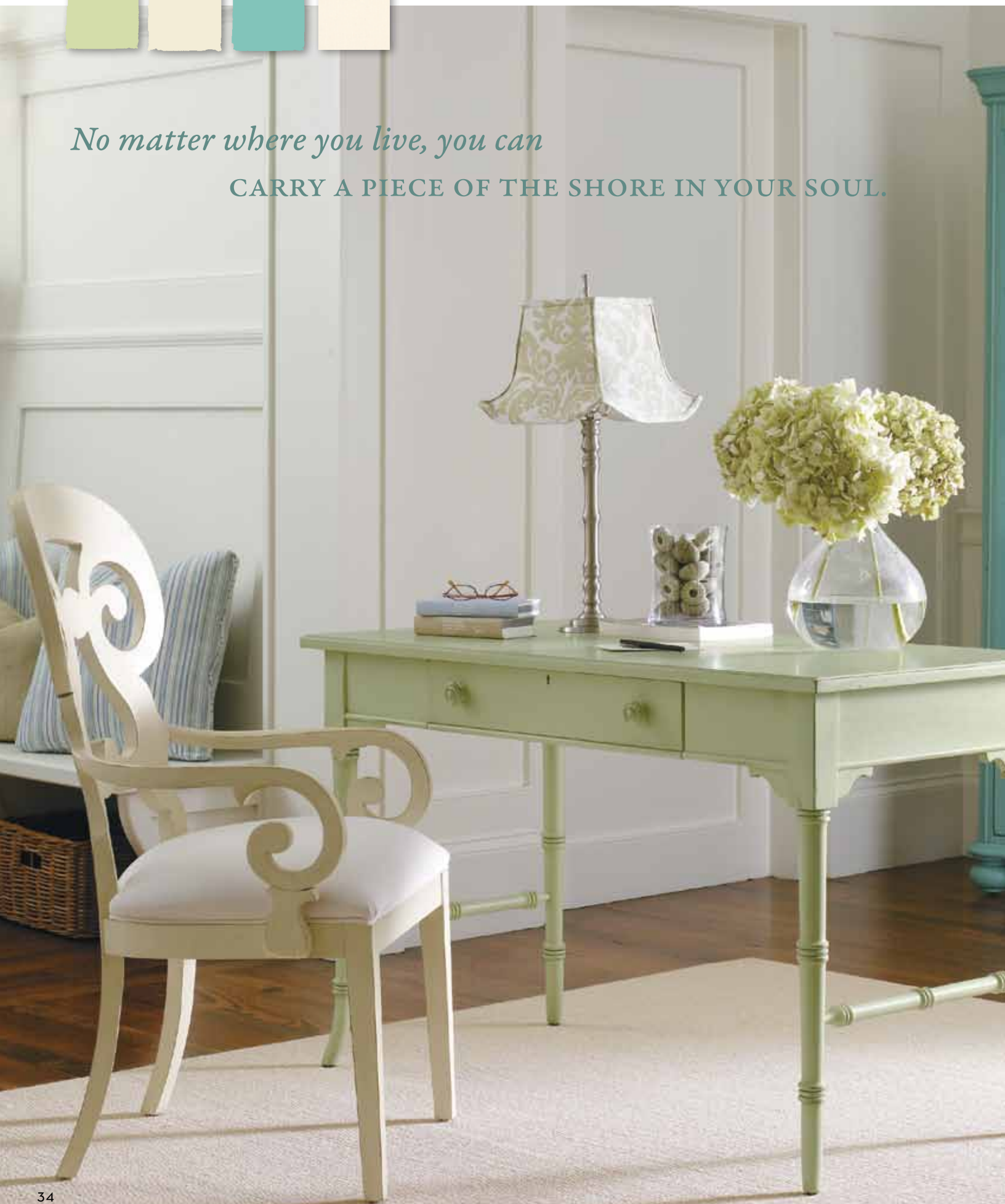
SEA MIST

COASTAL CLOUD



No matter where you live, you can

CARRY A PIECE OF THE SHORE IN YOUR SOUL.





829-N8-18
Bookcase
Sea Mist
(details p. 48)



829-G8-03
Table Desk
Sea Grass
(details p. 48)



829-A1-731
Wayfarer Arm Chair
Shell
Coastal Cloud Fabric
(details p. 42)



829-G8-105
Secretary Deck
Sea Grass
(details p. 48)

829-G8-205
Secretary Base
Sea Grass
(details p. 48)



829-M1-613
Sea Watch Side Chair
Twilight
Seaside Summer fabric
(details p. 42)

SEA GRASS

TWILIGHT

SEASIDE SUMMER



SAND DOLLAR

TWILIGHT

SEASIDE SUMMER





829-F8-27
Left Bookcase
Sand Dollar
(details p. 48)

829-F8-44
Computer File Desk
Sand Dollar
(details p. 48)

829-F8-28
Right Bookcase
Sand Dollar
(details p. 48)



829-M1-613
Sea Watch Side Chair
Twilight
Seaside Summer fabric
(details p. 42)

DINING

829-11 Boardwalk; 829-A1 Shell; 829-B1 Deepwater; 829-C1 Wave; 829-D1 Navy; 829-E1 Beach Cruiser; 829-F1 Sand Dollar; 829-G1 Sea Grass; 829-H1 Lemon Twist; 829-J1 Morning Sky; 829-K1 Conch; 829-M1 Twilight; 829-N1 Sea Mist; 829-P1 High Tide

All Boardwalk finish items are made of maple and select hardwood solids; maple veneer; simulated wood components on select items. Painted finish items are made of poplar and select hardwood solids; select hardwood veneer.



- 25 LOW CHINA DECK

One stationary shelf with plate groove; glass storage rack; two adjustable shelves; four removable wine storage trays
65 1/4W 12 7/8D 35 3/4H (166 x 33 x 91 cm)

Available in painted finishes only

SEE PAGES 8, 9

- 05 BUFFET

Top has Boardwalk finish; five drawers; one silver liner in top center drawer; two doors; one adjustable shelf behind doors
68 1/16W 19D 39 13/16H (173 x 48 x 101 cm)

Available in painted finishes only

SEE PAGES 8, 9, 10, 11



- 10 NEWPORT STORAGE CABINET

Two doors with seeded glass; curio ends with seeded glass; two puck lights with high/low switch; four adjustable glass shelves with plate grooves; plate groove in bottom panel; mirrored back

56 1/8W 18 3/4D 66 7/8H (143 x 48 x 170 cm)

Available in painted finishes only

SEE PAGES 4, 5, 12, 13



- 31 RECTANGULAR LEG TABLE

Two 20" (51 cm) leaves
Bottom of apron to floor: 25 5/16H (64 cm)
Overall: 72W 44D 30 H (183 x 112 x 76 cm)
Overall with leaves: 112W 44D 30H (284 x 112 x 76 cm)

Table top available in Boardwalk finish only
Table base available in painted finishes only



- 30 PIECRUST MIRROR

Plate: 35 3/4W 35 3/4H (91 x 91 cm)
Overall: 40 1/2W 40 1/2H (103 x 103 cm)

Available in all finishes

SEE PAGE 16



- 32 GATHERING TABLE

Two drawers with felt liners; no additional leaves available

Bottom of apron to floor: 25 5/16H (64 cm)
Overall: 80W 44D 30 3/16H (203 x 112 x 77 cm)

Table top available in Boardwalk finish only
Table base available in painted finishes only

SEE PAGES 10, 11



- 33 WOVEN MIRROR*

Beveled plate: 28 3/4W 35 1/4H (73 x 90 cm)
Overall: 38 1/8W 44 5/8H (97 x 113 cm)

Available in Boardwalk finish only

SEE PAGES 14, 15

* This woven material has a naturally coarse texture that is rough to the touch and may snag some woven garments. We invite you to sample this material prior to purchase at your local retailer.

48 Diameter



- 35 ROUND PEDESTAL TABLE 48 DIAMETER

Consists of:

- 135 ROUND TABLE TOP
48 Diameter (122 cm)
- 237 PEDESTAL TABLE BASE

No leaves available

Bottom of apron to floor: 27 7/8H (71 cm)

Overall: 48 Diameter 30H (122 x 76 cm)

Table top available in Boardwalk finish only

Table base available in painted finishes only

54 Diameter



- 36 ROUND PEDESTAL TABLE 54 DIAMETER

Consists of:

- 136 ROUND TABLE TOP
54 Diameter (137 cm)
- 237 PEDESTAL TABLE BASE

No leaves available

Bottom of apron to floor: 27 7/8H (71 cm)

Overall: 54 Diameter 30H (137 x 76 cm)

Table top available in Boardwalk finish only

Table base available in painted finishes only

48 Diameter



- 37 ROUND PEDESTAL TABLE 48 DIAMETER

Consists of:

- 137 ROUND TABLE TOP
48 Diameter (122 cm)
- 237 PEDESTAL TABLE BASE

No leaves available

Bottom of apron to floor: 27 7/8H (71 cm)

Overall: 48 Diameter 30H (122 x 76 cm)

Available in painted finishes only

SEE PAGES 6, 7

54 Diameter



- 38 ROUND PEDESTAL TABLE 54 DIAMETER

Consists of:

- 138 ROUND TABLE TOP
54 Diameter (137 cm)
- 237 PEDESTAL TABLE BASE

No leaves available

Bottom of apron to floor: 27 7/8H (71 cm)

Overall: 54 Diameter 30H (137 x 76 cm)

Available in painted finishes only

SEE PAGES 12, 13



- 74 5 O'CLOCK SOMEWHERE COUNTER STOOL

19 1/2W 13 3/8D 25 1/8H
(50 x 34 x 64 cm)

Available in painted finishes only

SEE PAGE 11



- 84 5 O'CLOCK SOMEWHERE BAR STOOL

19 1/2W 13 1/2D 31 1/8H
(50 x 34 x 79 cm)

Available in painted finishes only

SEE PAGES 3, 11

DINING CHAIR FABRICS

All dining chairs available in these five fabrics.



Fabric shown:
Coastal Cloud
Also available:
612 Ticking Marine
613 Seaside Summer
614 Seaside Sea Glass
615 Toasted Coconut



Fabric shown:
Seaside Sea Glass
Also available:
631 Coastal Cloud
632 Ticking Marine
633 Seaside Summer
635 Toasted Coconut



Fabric shown:
Coastal Cloud
Also available:
602 Ticking Marine
603 Seaside Summer
604 Seaside Sea Glass
605 Toasted Coconut

- 611 SEA WATCH SIDE CHAIR

Fabric shown: Coastal Cloud
Super Comfort™ seat
Seat: 20 3/16W 18 3/4D 19 3/16H
(51 x 48 x 49 cm)
Overall: 20 3/16W 26 3/8D 39 1/4H
(51 x 67 x 100 cm)

Available in painted finishes only

SEE PAGES 3, 6, 7, 24, 36, 37, 38, 39

-634 WAYFARER SIDE CHAIR

Fabric shown: Seaside Sea Glass
Super Comfort™ seat
Seat: 21 1/2W 19 1/4D 19 3/16H
(55 x 49 x 49 cm)
Overall: 21 1/2W 22 3/8D 41 7/8H
(55 x 57 x 106 cm)

Available in painted finishes only

SEE PAGES 10, 11

- 601 WOVEN SIDE CHAIR*

Fabric shown: Coastal Cloud
Super Comfort™ seat
Seat: 20W 17 3/4D 19 1/4H (51 x 45 x 49 cm)
Overall: 20W 26 5/8D 39 15/16H
(51 x 68 x 101 cm)

Available in Boardwalk finish only

SEE PAGES 2, 12, 13



Fabric shown:
Seaside Sea Glass
Also available:
711 Coastal Cloud
712 Ticking Marine
713 Seaside Summer
715 Toasted Coconut



Fabric shown:
Seaside Sea Glass
Also available:
731 Coastal Cloud
732 Ticking Marine
733 Seaside Summer
735 Toasted Coconut



Fabric shown:
Coastal Cloud
Also available:
702 Ticking Marine
703 Seaside Summer
704 Seaside Sea Glass
705 Toasted Coconut

- 714 SEA WATCH ARM CHAIR

Fabric shown: Seaside Sea Glass
Super Comfort™ seat
Seat: 20 3/16W 18 3/4D 19 3/16H
(51 x 48 x 49 cm)
Arm: 25 1/8H (64 cm)
Overall: 22 7/16W 26 3/8D 39 1/4H
(57 x 67 x 100 cm)

Available in painted finishes only

SEE PAGES 6, 7

- 734 WAYFARER ARM CHAIR

Fabric shown: Seaside Sea Glass
Super Comfort™ seat
Seat: 21 1/2W 19 1/4D 19 3/16H
(55 x 49 x 49 cm)
Arm: 25H (64 cm)
Overall: 24 1/2W 22 3/8D 41 7/8H
(62 x 57 x 106 cm)

Available in painted finishes only

SEE PAGES 2, 10, 11, 34, 35

- 701 WOVEN ARM CHAIR*

Fabric shown: Coastal Cloud
Super Comfort™ seat
Seat: 23 1/4W 17 3/4D 19 1/4H
(59 x 45 x 49 cm)
Arm: 24 15/16H (63 cm)
Overall: 23 11/16W 26 7/8D 39 15/16H
(60 x 68 x 101 cm)

Available in Boardwalk finish only

SEE PAGES 3, 12, 13



Fabric shown: Coastal Cloud
Also available: 762 Ticking Marine; 763 Seaside Summer;
764 Seaside Sea Glass; 765 Toasted Coconut

-761 WOVEN COUNTER STOOL*

Fabric shown: Coastal Cloud
Super Comfort™ seat
Seat: 19 1/4W 17D 24 1/4H (49 x 43 x 62 cm)
Overall: 19 1/4W 24 7/8D 42 3/8H (49 x 63 x 108 cm)

Available in Boardwalk finish only

SEE PAGE 8



Fabric shown: Coastal Cloud
Also available: 862 Ticking Marine; 863 Seaside Summer;
864 Seaside Sea Glass; 865 Toasted Coconut

-861 WOVEN BAR STOOL*

Fabric shown: Coastal Cloud
Super Comfort™ seat
Seat: 19 1/4W 17D 30H (49 x 43 x 76 cm)
Overall: 19 1/4W 24 7/8D 48 1/8H (49 x 63 x 122 cm)

Available in Boardwalk finish only

SEE PAGE 13

* This woven material has a naturally coarse texture that is rough to the touch and may snag some woven garments. We invite you to sample this material prior to purchase at your local retailer.

BEDROOM

829-13 Boardwalk; 829-A3 Shell; 829-B3 Deepwater; 829-C3 Wave; 829-D3 Navy; 829-E3 Beach Cruiser; 829-F3 Sand Dollar; 829-G3 Sea Grass; 829-H3 Lemon Twist; 829-J3 Morning Sky; 829-K3 Conch; 829-M3 Twilight; 829-N3 Sea Mist; 829-P3 High Tide

All Boardwalk finish items are made of maple and select hardwood solids; maple veneer; simulated wood components on select items. Painted finish items are made of poplar and select hardwood solids; select hardwood veneer.



- 02 SEASIDE CHEST

One drop front drawer; three utility drawers
46 1/16W 19 7/8D 39 15/16H (117 x 50 x 101 cm)

Available in painted finishes only

SEE PAGE 16



- 03 LAKESIDE CHEST

Three drawers
46W 19 3/8D 39 15/16H (117 x 49 x 101 cm)

Available in painted finishes only



- 112 TV ENTERTAINMENT DECK

Use with - 02 Seaside Chest or
- 03 Lakeside Chest

Two doors wrap 270 degrees; one drawer; left side of drawer has drop front for DVD/VCR.

Behind doors: one adjustable shelf; one electrical outlet; one cord hole

TV area: 40 7/8W 14 15/16D 31 7/16H (104 x 38 x 80 cm)

Accommodates up to 40" flat panel TV

Overall: 48 1/4W 20 13/16D 45 9/16H (123 x 53 x 116 cm)

Available in all finishes



- 113 LOUVERED TV DOOR DECK

Use with - 02 Seaside Chest or
- 03 Lakeside Chest

Two doors wrap 270 degrees

Behind doors: one adjustable shelf; one stationary shelf; one removable shirt partition; one electrical outlet; three cord holes

TV area: 40 7/8W 15D 27 9/16H (104 x 38 x 70 cm)

Accommodates up to 40" flat panel TV

Overall: 48 1/4W 20 3/16D 40 1/8H (123 x 51 x 102 cm)

Available in all finishes

SEE PAGE 16



- 14 SUMMERHOUSE UTILITY CABINET

Two doors open 180 degrees; two adjustable shelves; four tray drawers with hardware; cord management opening

31 5/8W 19D 76 1/2H (80 x 48 x 194 cm)

Available in painted finishes only

SEE PAGES 3, 25



- 82 ROUND LAMP TABLE

30 Diameter 29H (76 x 74 cm)

Available in painted finishes only

SEE COVER, PAGES 1, 3

Winning Combinations

Coastal Living® Cottage delivers the ultimate in customization. Create the entertainment center or storage spaces you need by mixing and matching decks and bases for a look that's uniquely your own.



TV Entertainment Deck
Lakeside Chest



Louvered TV Door Deck
Lakeside Chest



TV Entertainment Deck
Seaside Chest



Louvered TV Door Deck
Seaside Chest

TV's sold separately.



- 72 BED END BENCH

Two drawers

48 3/4W 18 3/4D 20H (124 x 48 x 51 cm)

Available in painted finishes only, all fabrics

SEE COVER, PAGES 16, 17

Fabric shown: 724 Seaside Sea Glass

Also available:

721 Coastal Cloud

722 Ticking Marine

723 Seaside Summer

725 Toasted Coconut

BEDROOM



- 04 **WEEKEND DRESSER**
Eight drawers
59 1/4W 20D 41 1/2H (150 x 51 x 105 cm)
Available in painted finishes only
SEE PAGES 16, 20, 21



- 05 **GETAWAY DRESSER**
Nine drawers
68W 20D 40H (173 x 51 x 102 cm)
Available in painted finishes only
SEE PAGES 14, 15



- 30 **PIECRUST MIRROR**
Plate: 35 3/4W 35 3/4H (91 x 91 cm)
Overall: 40 1/2W 40 1/2H (103 x 103 cm)
Available in all finishes
SEE PAGE 16



- 10 **CHEST**
Seven drawers
44W 20D 58 3/4H (112 x 51 x 149 cm)
Available in painted finishes only
SEE PAGE 22



- 11 **VERTICAL CHEST**
Five drawers; one pullout hanger bar on each side
35 5/8W 20 1/4D 54H (90 x 51 x 137 cm)
Available in painted finishes only
SEE PAGE 20



- 31 **ARCH TOP MIRROR**
Plate: 29 1/8W 29 1/16H (74 x 74 cm)
Overall: 37 5/8W 44 13/16H (96 x 114 cm)
Available in painted finishes only
SEE PAGES 20, 21



- 16 **BACHELOR'S CHEST**
Three drawers
36W 18 1/2D 32 7/8H (91 x 47 x 84 cm)
Available in painted finishes only
SEE PAGE 20



- 80 **NIGHT TABLE**
Three drawers
30W 18D 29 3/8H (76 x 46 x 75 cm)
Available in painted finishes only
SEE PAGE 3, 22, 23



- 32 **LANDSCAPE MIRROR**
Beveled plate: 30 3/4W 28 3/4H (78 x 73 cm)
Overall: 38W 40H (97 x 102 cm)
Available in all finishes



- 17 **SUMMERHOUSE CHEST**
One drawer; two doors; one adjustable shelf; one electrical outlet
36W 18 1/2D 32 7/8H (91 x 47 x 84 cm)
Available in painted finishes only
SEE PAGES 2, 17



- 81 **BEDSIDE TABLE**
One drawer; two stationary shelves
26W 18 1/4D 29H (66 x 46 x 74 cm)
Available in painted finishes only
SEE PAGES 3, 18, 19, 25



- 33 **WOVEN MIRROR***
Beveled plate: 28 3/4W 35 1/4H (73 x 90 cm)
Overall: 38 1/8W 44 5/8H (97 x 113 cm)
Available in Boardwalk finish only
SEE PAGES 14, 15

* This woven material has a naturally coarse texture that is rough to the touch and may snag some woven garments. We invite you to sample this material prior to purchase at your local retailer.



**- 37 LOW COUNTRY WOVEN BED*
3/3 TWIN**

Consists of:

- 137 WOVEN HEADBOARD 3/3
Bored for metal frame
43 5/8W 60 5/8H (111 x 154 cm)
- 237 WOVEN FOOTBOARD 3/3
43 5/8W 31 3/4H (111 x 81 cm)
- 337 PAIR WOOD RAILS 3/3
6 3/4H 77L (17 x 196 cm)

Bottom of side rail to floor: 8H (20 cm)
Overall: 43 5/8W 60 5/8H 83L
(111 x 154 x 211 cm)

**- 41 LOW COUNTRY WOVEN BED*
5/0 QUEEN**

Consists of:

- 141 WOVEN HEADBOARD 5/0
Bored for metal frame
65 5/8W 61 1/8H (167 x 155 cm)
- 241 WOVEN FOOTBOARD 5/0
65 5/8W 32H (167 x 81 cm)
- 341 PAIR WOOD RAILS 5/0
Three slats; three center feet
6 3/4H 82L (17 x 208 cm)

Bottom of side rail to floor: 8H (20 cm)
Overall: 65 5/8W 61 1/8H 88L
(167 x 155 x 224 cm)

**- 46 LOW COUNTRY WOVEN BED*
6/6 KING**

Consists of:

- 146 WOVEN HEADBOARD 6/6
Bored for metal frame
81 3/8W 62 1/8H (207 x 158 cm)
- 246 WOVEN FOOTBOARD 6/6
81 3/8W 32H (207 x 81 cm)
- 346 PAIR WOOD RAILS 6/6
Three slats; three center feet
6 3/4H 82L (17 x 208 cm)

Bottom of side rail to floor: 8H (20 cm)
Overall: 81 3/8W 62 1/8H 88L
(207 x 158 x 224 cm)

**- 53 LOW COUNTRY WOVEN BED*
6/0 CALIFORNIA KING**

Consists of:

- 148 WOVEN HEADBOARD 6/0
Bored for metal frame
77 3/8W 62H (197 x 157 cm)
- 250 WOVEN FOOTBOARD 6/0
77 3/8W 32H (197 x 81 cm)
- 348 PAIR WOOD RAILS 6/0
Three slats; three center feet
6 3/4H 86L (17 x 218 cm)

Bottom of side rail to floor: 8H (20 cm)
Overall: 77 3/8W 62H 92L (197 x 157 x 234 cm)

Available in Boardwalk finish only

SEE PAGES 22, 23



**- 35 BUNGALOW BED
3/3 TWIN**

Consists of:

- 135 BUNGALOW HEADBOARD 3/3
Bored for metal frame
42 1/8W 56 9/16H (107 x 144 cm)
- 235 BUNGALOW FOOTBOARD 3/3
42 3/16W 29H (107 x 74 cm)
- 50 PAIR WOOD RAILS 3/3
7 7/8H 77L (20 x 196 cm)

Bottom of side rail to floor: 7 1/2H (19 cm)
Overall: 42 3/16W 56 9/16H 81 13/16L
(107 x 144 x 208 cm)

**- 34 BUNGALOW BED
5/0 QUEEN**

Consists of:

- 134 BUNGALOW HEADBOARD 5/0
Bored for metal frame
64 1/8W 58 1/8H (163 x 148 cm)
- 234 BUNGALOW FOOTBOARD 5/0
64 3/16W 29H (163 x 74 cm)
- 51 PAIR WOOD RAILS 5/0-6/6
7 7/8H 82L (20 x 208 cm)

Bottom of side rail to floor: 7 1/2H (19 cm)
Overall: 64 3/16W 58 1/8H 86 13/16L
(163 x 148 x 221 cm)

**- 39 BUNGALOW BED
6/6 KING**

Consists of:

- 139 BUNGALOW HEADBOARD 6/0-6/6
Bored for metal frame
79 7/8W 58 9/16H (203 x 149 cm)
- 239 BUNGALOW FOOTBOARD, 6/6
79 15/16W 29 1/8H (203 x 74 cm)
- 51 PAIR WOOD RAILS, 5/0-6/6
7 7/8H 82L (20 x 208 cm)

Bottom of side rail to floor: 7 1/2H (19 cm)
Overall: 79 15/16W 58 9/16H 86 3/4L
(203 x 149 x 220 cm)

**- 38 BUNGALOW BED
6/0 CALIFORNIA KING**

Consists of:

- 139 BUNGALOW HEADBOARD 6/0-6/6
Bored for metal frame

79 7/8W 58 9/16H (203 x 149 cm)
- 238 BUNGALOW FOOTBOARD 6/0
75 15/16W 29 1/8H (193 x 74 cm)
- 58 PAIR WOOD RAILS 6/0
7 7/8H 86L (20 x 218 cm)

Bottom of side rail to floor: 7 1/2H (19 cm)
Overall: 79 7/8W 58 9/16H 90 13/16L
(203 x 149 x 231 cm)

Available in painted finishes only

SEE PAGES 2, 3, 18, 19, 24, 25



**- 40 SUMMERHOUSE BED
5/0 QUEEN**

Consists of:

- 140 SUMMERHOUSE HEADBOARD 5/0
Bored for metal frame
64 1/8W 62 1/2H (163 x 159 cm)
- 240 SUMMERHOUSE FOOTBOARD 5/0
64 1/8W 35 3/4H (163 x 91 cm)
- 51 PAIR WOOD RAILS 5/0-6/6
7 7/8H 82L (20 x 208 cm)

Bottom of side rail to floor: 8 3/4H (22 cm)
Overall: 64 1/8W 62 1/2H 89L (163 x 159 x 226 cm)

**- 44 SUMMERHOUSE BED
6/0 CALIFORNIA KING**

Consists of:

- 145 SUMMERHOUSE HEADBOARD 6/0-6/6
Bored for metal frame
79 7/8W 65H (203 x 165 cm)
- 244 SUMMERHOUSE FOOTBOARD 6/0
75 7/8W 35 3/4H (193 x 91 cm)
- 58 PAIR WOOD RAILS 6/0
7 7/8H 86L (20 x 218 cm)

Bottom of side rail to floor: 8 3/4H (22 cm)
Overall: 79 7/8W 65H 93L (203 x 165 x 236 cm)

**- 45 SUMMERHOUSE BED
6/6 KING**

Consists of:

- 145 SUMMERHOUSE HEADBOARD 6/0-6/6
Bored for metal frame
79 7/8W 65H (203 x 165 cm)
- 245 SUMMERHOUSE FOOTBOARD 6/6
79 7/8W 35 3/4H (203 x 91 cm)
- 51 PAIR WOOD RAILS 5/0-6/6
7 7/8H 82L (20 x 208 cm)

Bottom of side rail to floor: 8 3/4H (22 cm)
Overall: 79 7/8W 65H 89L (203 x 165 x 226 cm)

Available in painted finishes only

SEE COVER, PAGES 16, 17

829-A5 Shell; 829-B5 Deepwater; 829-C5 Wave; 829-D5 Navy; 829-E5 Beach Cruiser; 829-F5 Sand Dollar; 829-G5 Sea Grass; 829-H5 Lemon Twist; 829-J5 Morning Sky; 829-K5 Conch; 829-M5 Twilight; 829-N5 Sea Mist; 829-P5 High Tide

All Boardwalk finish items are made of maple and select hardwood solids; maple veneer; simulated wood components on select items. Painted finish items are made of poplar and select hardwood solids; select hardwood veneer.



- 02 SAND BOX COCKTAIL TABLE

One drawer; faux tray; one stationary shelf
42W 28D 21 1/2H (107 x 71 x 55 cm)

Available in painted finishes only

SEE PAGES 1, 32, 33



- 09 LAMP TABLE

Top has Boardwalk finish
One drawer; one stationary shelf
24W 26 1/2D 27 15/16H (61 x 67 x 71 cm)

Table top available in Boardwalk finish only
Table base available in painted finishes only



- 14 BEACHCOMBER TABLE

30 Diameter 29H (76 x 74 cm)

Available in painted finishes only

SEE COVER, PAGES 1, 3, 28, 29



- 03 STORAGE COCKTAIL

Three push-through drawers;
one stationary shelf
44 5/16W 32D 20 9/16H (113 x 81 x 52 cm)

Available in painted finishes only

SEE PAGES 3, 28, 29, 30



- 13 CHESAPEAKE TABLE

Two drawers; one stationary shelf
29W 22D 28H (74 x 56 x 71 cm)
Dimension with both wings down:
16 11/16W (42cm)

Available in painted finishes only

SEE PAGES 1, 32



- 15 BEACHCOMBER TABLE

Top has Boardwalk finish
30 Diameter 29H (76 x 74 cm)

Table top available in Boardwalk finish only
Table base available in painted finishes only



- 04 STORAGE COCKTAIL

Top has Boardwalk finish
Three push-through drawers; one stationary shelf
44 5/16W 32D 20 9/16H (113 x 81 x 52 cm)

Table top available in Boardwalk finish only
Table base available in painted finishes only



- 05 CONSOLE TABLE

Top has Boardwalk finish
Two drawers; one stationary shelf
54W 18D 32 1/16H (137 x 46 x 81 cm)

Table top available in Boardwalk finish only
Table base available in painted finishes only

SEE PAGES 26, 27



- 18 ÉTAGÈRE

Three drawers
36 1/2W 17D 75 1/4H (93 x 43 x 191 cm)

Available in painted finishes only

SEE PAGE 31

829-A7 Shell; 829-B7 Deepwater; 829-C7 Wave; 829-D7 Navy; 829-E7 Beach Cruiser; 829-F7 Sand Dollar; 829-G7 Sea Grass; 829-H7 Lemon Twist; 829-J7 Morning Sky; 829-K7 Conch; 829-M7 Twilight; 829-N7 Sea Mist; 829-P7 High Tide

All Boardwalk finish items are made of maple and select hardwood solids; maple veneer; simulated wood components on select items. Painted finish items are made of poplar and select hardwood solids; select hardwood veneer.



- 50 PLASMA TV BOOKCASE*

Use with - 30 Console

One stationary shelf with two vertical partitions; plasma mounting panel has cord management openings and grommet; TV base opening with cover

TV area: 52W 4 15/16D 33 1/2H
(132 x 13 x 85 cm)

Accommodates up to 50" flat panel TV
Overall: 60 3/4W 12D 50H (154 x 30 x 127 cm)

SEE PAGES 32, 33

- 30 CONSOLE*

One stationary center shelf with cord management opening and grommet; cord management openings in top shelf vertical partitions; recessed vertical partitions for speaker bar access; one electrical outlet; adjustable glides; removable back panel in center section
Accommodates up to 58" widescreen TV
59W 20 3/8D 32 1/4H (150 x 52 x 82 cm)

Available in painted finishes only

SEE PAGES 32, 33



-32 REUNION CONSOLE

Six drawers; removable back panel in center section; cord management openings; adjustable glides

Accommodates up to 80" widescreen TV
81 1/2W 19 1/4D 36 3/16H
(207 x 49 x 92 cm)

Available in painted finishes only

SEE PAGES 28, 29



- 27 LEFT BOOKCASE*

Two adjustable shelves; one door; one adjustable shelf behind door; one drawer

18 3/16W 14 3/16D 76 1/2H (46 x 36 x 194 cm)

Available in painted finishes only

SEE PAGES 30, 31, 38, 39

- 28 RIGHT BOOKCASE*

Two adjustable shelves; one door; one adjustable shelf behind door; one drawer

18 3/16W 14 3/16D 76 1/2H (46 x 36 x 194 cm)

Available in painted finishes only

SEE PAGES 30, 31, 38, 39

- 33 TV CONSOLE*

Two adjustable shelves and removable back panel in open area; two doors
Behind left door: one adjustable shelf; two pullout media trays; cord management openings
Behind right door: one adjustable shelf; one electrical outlet

Accommodates up to 50" widescreen TV
50W 18D 25 5/8H (127 x 46 x 65 cm)

Available in painted finishes only

SEE PAGES 30, 31



-100 INFRARED REMOTE READER

The infrared remote reader transfers your remote control signals to your audio video components even if they are positioned behind wood panel doors, eliminating the need to insert glass panels. The infrared reader includes a receiver with mounting block, an infrared repeater control unit with power cord and three emitters. Each emitter, when properly positioned on the interior of the case, will transfer your remote control signal to the audio video components positioned on one shelf. The system is easy to install and use. No programming is needed and the emitters may be repositioned as your audio video components or configurations change.

*Home Entertainment components sold separately.

829-A8 Shell; 829-B8 Deepwater; 829-C8 Wave; 829-D8 Navy; 829-E8 Beach Cruiser; 829-F8 Sand Dollar; 829-G8 Sea Grass; 829-H8 Lemon Twist; 829-J8 Morning Sky; 829-K8 Conch; 829-M8 Twilight; 829-N8 Sea Mist; 829-P8 High Tide

All Boardwalk finish items are made of maple and select hardwood solids; maple veneer; simulated wood components on select items. Painted finish items are made of poplar and select hardwood solids; select hardwood veneer.



- 03 TABLE DESK

One drop front keyboard drawer with cord management opening
48W 24D 30H (122 x 61 x 76 cm)

Available in painted finishes only

SEE PAGES 34, 35



- 17 ÉTAGÈRE

Three drawers
36 1/2W 17D 75 1/4H (93 x 43 x 191 cm)

Available in painted finishes only

SEE PAGE 31



- 27 LEFT BOOKCASE*

Two adjustable shelves; one door; one adjustable shelf behind door; one drawer
18 3/16W 14 3/16D 76 1/2H
(46 x 36 x 194 cm)

Available in painted finishes only

SEE PAGES 30, 31, 38, 39

- 28 RIGHT BOOKCASE*

Two adjustable shelves; one door; one adjustable shelf behind door; one drawer
18 3/16W 14 3/16D 76 1/2H
(46 x 36 x 194 cm)

Available in painted finishes only

SEE PAGES 30, 31, 38, 39

- 44 COMPUTER FILE DESK*

Laptop port and grommet in top; one drop front keyboard drawer
Left pedestal: one pullout writing surface; two utility drawers; one file drawer with lock
Right pedestal: one pullout writing surface; one utility drawer; one door
Behind door: one adjustable shelf; one electrical outlet; cutout back panel; cord management openings
60W 24D 30 3/8H (152 x 61 x 77 cm)

Available in painted finishes only

SEE PAGES 38, 39



- 105 SECRETARY DECK*

Two antiqued glass doors; two puck lights with touch switch; two adjustable wood framed glass shelves; cord management openings; mending plate
45W 13 5/8D 41 1/2H (114 x 35 x 105 cm)

Available in painted finishes only

SEE PAGES 36, 37

- 205 SECRETARY BASE*

Finished top; one drop down work surface; four utility drawers
42 7/8W 18 9/16D 42 1/2H
(109 x 47 x 108 cm)

Available in painted finishes only

SEE PAGES 36, 37



- 18 BOOKCASE

One puck light with touch switch; one adjustable wood framed glass shelf; one stationary shelf; one adjustable shelf; cord management openings; two drawers
38 1/8W 16D 78H (97 x 41 x 198 cm)

Available in painted finishes only

SEE PAGES 1, 2, 12, 34, 35

*Home Office components sold separately.

NOTE: Stanley Furniture may find it necessary to make changes to prices, colors, materials, equipment and specifications at any time or even discontinue certain items. We'll try not to, but our lawyers say we have to let you know that it could happen.

Stanley Furniture Company, Inc. • Stanleystown, VA 24168 • stanleyfurniture.com

Stanley

FURNITURE

P.O. BOX 30 • 1641 FAIRYSTONE PARK HWY • STANLEYTOWN, VA 24168
stanleyfurniture.com

Coastal Living® is a registered trademark of the Time Inc. Lifestyle Group and is used under license by Stanley Furniture Company, Inc.