

COASTAL LIVING[®]

*colors &
styles*

from coast to coast

Stanley
FURNITURE

I'VE SPENT MORE WEEKENDS than I can count rearranging furniture, repainting walls, and agonizing over accessories, but until recently I never quite felt at home. An accomplished decorator friend of mine gave me her expert diagnosis: "You have an acute case of design ADD!" The cure, I discovered, was to follow my heart and trust my instincts, even if it meant having to waste good money on a few bad ideas—like the time I painted my bedroom a shade of blue to evoke clear tropical waters, but instead it turned out to be perfect for a nursery. Another day and another coat of a richer "azure" gave me the happy Caribbean feel I was craving.



Our readers constantly ask us for advice about color. With hundreds of shades to choose from in any paint store, most people simply need help narrowing down the selection. That's the best thing about our collection with Stanley Furniture: It makes it so easy to choose and get it right the first time. To create your own coastal cottage retreat, no matter how far you live from the water, you'll find a range of timeless, casual pieces in this catalog to make yourself very comfortable. It's like stepping into the pages of our magazine—only better, because you'll instantly find a look you love and take home something designed to last a lifetime.

— M. Lindsay Bierman
EDITOR IN CHIEF, *Coastal Living*



“We live in our outside rooms as much or more as our inside rooms...
it’s the thing I miss most when we return inland.”

— Angela Shilt
MARKETING CONSULTANT, BEAUFORT, SC



JEAN ALLSOPP

ONE OF THE MOST POPULAR home magazines throughout the country, *Coastal Living* is the undisputed expert on everything coastal. And Stanley Furniture is the undisputed leader in quality, American-made home furnishings customized through color for today’s style-savvy consumer. Together, we have created a collection of furniture inspired by the casual, carefree and diverse lifestyles of America’s coasts. Coastal Living™ by Stanley Furniture takes cottage furniture to the next level with an unprecedented array of items for every room of the home. The collection features multiple style options available in 14 different colors and finishes, organized into three distinct color palettes.

Many pieces are offered in smaller scale options to accommodate the space limitations of cozier coastal cottages or condos. Designed to work well in open floor plans of all sizes, Coastal Living marries old and new, blending the gently weathered style of coastal antiques with the functionality of high-tech modern furniture.

STYLE TIP

Transform everyday objects into accessories. Coastal icons become art instantaneously when incorporated into your décor.

829-H5-13 CHESAPEAKE TABLE

FINISH: LEMON TWIST
(details p. 56)

829-J5-14 BEACHCOMBER TABLE

FINISH: MORNING SKY
(details p. 56)

829-N8-18 BOOKCASE

FINISH: SEA MIST
(details p. 58)

829-F5-02 SAND BOX COCKTAIL TABLE

FINISH: SAND DOLLAR
(details p. 56)

53353D-S SEA COTTAGE SKIRTED SOFA

FABRIC: BERMUDA MOJITO
ALL-OVER WELT: COTTAGE
COTTON
CONTRAST PILLOWS:
MANGO STRIPE
(details p. 62)

51277-CH CALYPSO CHAIR

FINISH: SAND DOLLAR
FABRIC: MANGO STRIPE
(details p. 61)





6

OUR WORLD. MADE BETTER.

Committed to responsible manufacturing

COLOR 101



8



JEAN ALLSOPP

10

SEA GLASS

Treasured colors created by the sea


- 10 Dining
- 14 Bedroom
- 18 Home Entertainment & Accents
- 20 Home Office

AMERICANA

Timeless hues from vivid to vintage

- 22 Dining
- 26 Bedroom
- 30 Home Entertainment & Accents
- 32 Home Office

22



JEAN ALLSOPP



JEAN ALLSOPP

34

PASTEL

Dip into the playful side of the coast


- 34 Dining
- 38 Bedroom
- 42 Home Entertainment & Accents
- 44 Home Office

COMPENDIUM

Colors, sizes, swatches and customization options

- 48 Colors, Fabrics, Finishes
- 48 Dining
- 52 Bedroom
- 56 Accents
- 57 Home Entertainment
- 58 Home Office
- 60 Upholstery

46





WELCOME TO COASTAL LIVING by Stanley Furniture. Inside you'll find the furniture, ideas and inspiration to create your own coastal style. Furniture is arranged first by color palette and then by room. You'll also find style tips and coastal color facts to inspire and entertain. In the back you'll find a compendium of all the pieces, fabrics, finishes and dimensions.

Now, get a cold drink, put your feet up and get away to the coast.

Our World. Made Better.

SETTING THE STANDARD IN AMERICAN MANUFACTURING.

AT STANLEY FURNITURE, we strive to positively impact the lives and futures of our customers, associates, shareholders, partners and planet. We view it as our responsibility as a global citizen and as a believer in the power of American manufacturing.

Together with our youth furniture line, Young America, Stanley Furniture works daily to achieve our mission at every level. Long before green was the new black, and always with a commitment to American-made quality and craftsmanship, Stanley Furniture built its reputation as an industry leader by implementing measurable, actionable strategies for social, environmental and community sustainability.

We are proud of the steps we've already taken and are ready to openly share our history, progress and plans with you. From our factories in North Carolina and Virginia to our customers, associates and partners, Stanley Furniture remains committed to delivering sustainable solutions. For more information, visit OurWorldMadeBetter.com

Environmental Sustainability

We see environmental sustainability as an extension of our global citizenship mission. So it's not just about reducing our impact on the



WASTE REDUCTION

Stanley Furniture strives to use—and reuse—all of the wood we purchase. Processed wood that can't be reused is combusted to provide a clean, renewable energy resource.

CARBON FOOTPRINT

Our carbon footprint has never been smaller. We primarily combust clean, dry wood for energy, dramatically reducing our need for coal, natural gas and fuel oil. This greatly reduces the production of greenhouse gases that contribute to global warming.

TIMBER SOURCING

We source lumber locally, from regional forests that practice sustainable harvesting principles. These forests replenish at least two trees for every one tree harvested.

environment, it's about creating a net positive change. Here are just a few of the key areas where we practice environmental sustainability:

Social & Community Sustainability

Our business goals include creating a better life for Stanley Furniture associates, partners, customers and suppliers. To accomplish that goal, we emphasize several key areas including education, workplace safety, ethical business practices and a commitment to American manufacturing:

- **Global Partner Business Practices.** As an ongoing, active member of The United States Customs Trade Partnership Against Terrorism (C-TPAT), Stanley Furniture screens all non-domestic partners according to C-TPAT guidelines.
- **Child Labor.** Stanley Furniture will not do business with companies or organizations that exploit workers or use child labor.
- **Living Wages.** Stanley Furniture completes annual wage and benefit surveys in all of our markets to ensure that workers receive competitive wages.
- **Safe Work Environment by Suppliers.** For domestic vendors, Stanley Furniture associates conduct on-site visits. We follow all OSHA (U.S. Department of Occupational Safety & Health Administration) guidelines and regulations.

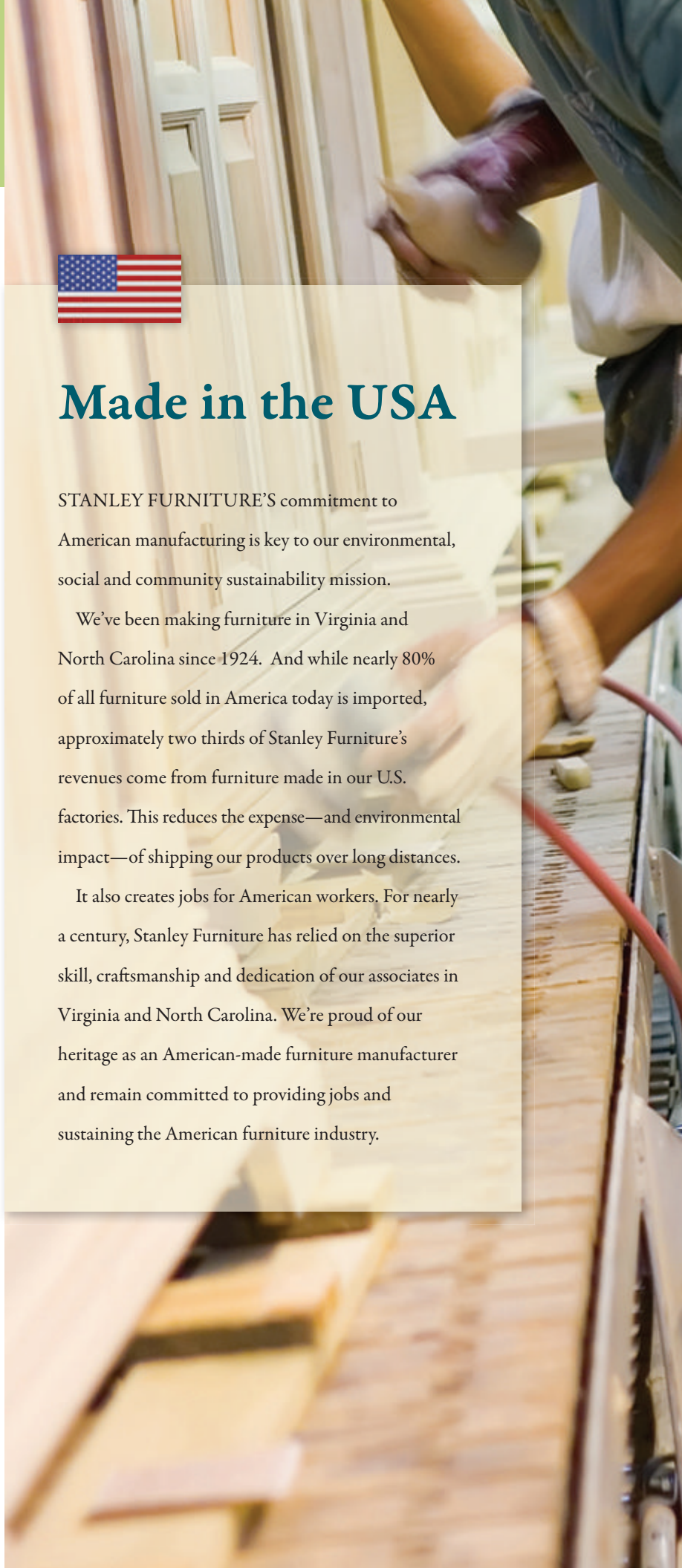


Made in the USA

STANLEY FURNITURE'S commitment to American manufacturing is key to our environmental, social and community sustainability mission.

We've been making furniture in Virginia and North Carolina since 1924. And while nearly 80% of all furniture sold in America today is imported, approximately two thirds of Stanley Furniture's revenues come from furniture made in our U.S. factories. This reduces the expense—and environmental impact—of shipping our products over long distances.

It also creates jobs for American workers. For nearly a century, Stanley Furniture has relied on the superior skill, craftsmanship and dedication of our associates in Virginia and North Carolina. We're proud of our heritage as an American-made furniture manufacturer and remain committed to providing jobs and sustaining the American furniture industry.



The colors of Coastal Living



SEA GLASS

Born of the sea, this color scheme borrows from those twinkling treasures collected over long walks, perhaps on Laguna Beach or La Jolla. Layers of blues and greens—in shades ranging from royal to periwinkle—create a style that works either dressed-up or casual. Set against white, these colors dazzle, or mix and match to create your own coastal mosaic.

Coastal Living designers drew inspiration for the collection's colors from the varied landscapes of the coast. The sea, in all its many moods, plays a central role, as do the dunes, marsh grasses, shells, sun and boardwalks of America's coasts. Colors are organized into three distinct color palettes to help simplify and unify your design scheme. Stay within a color family or mix and match as your own style dictates.





AMERICANA

Head due East to capture the look of the Cape or a lakeside “camp” with this classic color combination. Go nautical or patriotic with accents of red, white and blue or explore the many shades of the sea from deepwater to navy. This palette evokes the fun of sunset clambakes and a colorful parade of beach cruisers.

PASTEL

Think South Beach or the Caribbean and let your imagination sail with soft pastels. Designed to work together in colorful harmony, pastels are equally at home in casual or more sophisticated settings. Blend blues and greens with the playful pink of conch to create a Caribbean getaway everyday.



“My mom kept jars of sea glass around the house to remind us of the beach. The colors inspired many of the rooms I grew up with and live in now.”

— M. Lindsay Bierman
EDITOR IN CHIEF, *Coastal Living*

WHAT IS IT THAT MAKES sea glass such a treasure? Is it the softly shimmering shades of these weathered jewels? Is it the mystery of their origin and age? Or is it the idea that something claimed by the awesome might of the sea has not just endured, but transformed into a natural beauty?

Whatever the reason, there's no mistaking the allure of sea glass—either on the shore or in your home. Like the sea itself, a Sea Glass color palette calms and energizes at the same time. Sophisticated without a hint of stuffiness, Sea Glass shines when multiple shades are used.

Layer hues of blues and greens against crisp white walls and polished wood floors to create your own ocean mosaic. Accent with bowls of sea glass or use sea glass colors on walls or found *objets d'art* to give your home a coastal flair.

829-F1-37
ROUND PEDESTAL TABLE
48"
FINISH: SAND DOLLAR
(details p. 49)

829-P1-711
SEA WATCH ARM CHAIR
FINISH: HIGH TIDE
FABRIC: COASTAL CLOUD
(details p. 50)

829-P1-611
SEA WATCH SIDE CHAIR
FINISH: HIGH TIDE
FABRIC: COASTAL CLOUD
(details p. 50)

829-J1-06
SEASIDE INN SIDEBORD
FINISH: MORNING SKY
(details p. 50)



TINT BITS

What was sea glass before it was treasure?

Rare

- orange - tableware from 1900s
- black - antique flasks or tableware
- citron - fruit or snuff jars

Uncommon

- sea foam - Coca Cola bottles
- soft blue - medicine or ink bottles
- forest green - wine, beer & gin bottles

Common

- green - beer, wine & soda bottles
- brown - beer, liquor & wine bottles
- white - ordinary clear glass



SHELL

SAND DOLLAR

SEA GRASS

MORNING SKY

SEA MIST

HIGH TIDE

BOARDWALK

MORNING SKY SAND DOLLAR HIGH TIDE COASTAL CLOUD




At the beach, everyday objects
play the dual role of function and art.




TINT BITS

Blues and greens are neighbors on the color wheel so they complement each other in an infinite number of combinations. So layer away.



BOARDWALK



COASTAL CLOUD

829-11-761
WOVEN COUNTER STOOL

FINISH: BOARDWALK
FABRIC: COASTAL CLOUD
(details p. 51)

829-F1-05
BUFFET

FINISH: SAND DOLLAR,
BOARDWALK TOP
(details p. 48)


829-F1-25
LOW CHINA DECK

FINISH: SAND DOLLAR
(details p. 48)



SAND DOLLAR

BOARDWALK





“My grandmother is a sea glass aficionado. Not just any piece will do. She throws back twice as much as she collects.”

— Amy Lavelle
BEACHCOMBER, NORTHEAST HARBOR, ME



829-F3-05
**GETAWAY
DRESSER**

FINISH: SAND DOLLAR
(details p. 53)

829-13-33
WOVEN MIRROR

FINISH: BOARDWALK
(details p. 53)



SAND DOLLAR



BOARDWALK



829-F3-47
SUGAR CANE POSTER BED
 FINISH: SAND DOLLAR
 (details p. 55)

829-P3-16
BACHELOR'S CHEST
 FINISH: HIGH TIDE
 (details p. 53)

829-J3-03
LAKESIDE CHEST
 FINISH: MORNING SKY
 (details p. 52)

829-J3-112
TV ENTERTAINMENT DECK
 FINISH: MORNING SKY
 (details p. 52)

Begin every day as if it were
a day at the beach—
no matter where you are.



829-N3-02
SEASIDE CHEST

FINISH: SEA MIST
(details p. 52)

829-N3-113
LOUVERED TV DOOR DECK

FINISH: SEA MIST
(details p. 52)



SEA MIST



829-J3-04
WEEKEND DRESSER

FINISH: MORNING SKY
(details p. 53)

829-F3-30
PIECRUST MIRROR


FINISH: SAND DOLLAR
(details p. 53)



829-G3-724
BED END BENCH
 FINISH: SEA GRASS
 FABRIC: SEASIDE SEA GLASS
 (details p. 52)

829-G3-40
SUMMERHOUSE BED
 FINISH: SEA GRASS
 (details p. 55)


829-J3-17
SUMMERHOUSE CHEST
 FINISH: MORNING SKY
 (details p. 53)



HIGH TIDE

SAND DOLLAR

BOARDWALK



Nothing showcases
a sea glass palette like
a canvas of white.

STYLE TIPS

Nautical-themed pieces bring the sea inside. Find them in fresh colors or unexpected materials to keep the room feeling light and breezy.



829-P5-14
BEACHCOMBER TABLE

FINISH: HIGH TIDE
(details p. 56)

829-F5-05
CONSOLE TABLE

FINISH: SAND DOLLAR,
BOARDWALK TOP
(details p. 56)

53353-S
SEA COTTAGE SOFA

FINISH: SAND DOLLAR
FABRIC: COTTAGE COTTON
ALL-OVER WELT: TICKING SEA GLASS
(details p. 62)

MORNING SKY SAND DOLLAR HIGH TIDE



829-F7-32
REUNION CONSOLE
FINISH: SAND DOLLAR
(details p. 57)

829-J5-03
STORAGE COCKTAIL
FINISH: MORNING SKY
(details p. 56)

829-P5-14
BEACHCOMBER TABLE
FINISH: HIGH TIDE
(details p. 56)

5220-CH
CAPTIVA CHAIR
FINISH: SAND DOLLAR
FABRIC: CL GINGHAM SEA GLASS
(details p. 61)

SEA GRASS

SHELL

SEA MIST

COASTAL CLOUD



*“The actual view from my desk is a wooded backyard,
but my soul sees the shore.”*

— Joanne Dolan
WRITER, DULUTH, MN



829-G8-03
TABLE DESK
FINISH: SEA GRASS
(details p. 58)

829-A1-731
WAYFARER ARM CHAIR
FINISH: SHELL
FABRIC: COASTAL CLOUD
(details p. 51)

829-N8-18
BOOKCASE
FINISH: SEA MIST
(details p. 58)



829-F8-45
COMPUTER HUTCH
 FINISH: SAND DOLLAR
 (details p. 59)

829-F8-43
COMPUTER FILE DESK
 FINISH: SAND DOLLAR
 (details p. 59)

829-G1-714
SEA WATCH ARM CHAIR
 FINISH: SEA GRASS
 FABRIC: SEASIDE SEA GLASS
 (details p. 50)



SEA GRASS SAND DOLLAR SEASIDE SEA GLASS

DEEP WATER

SAND DOLLAR

BOARDWALK

TICKING MARINE



829-11-25
LOW CHINA DECK

FINISH: BOARDWALK
(details p. 48)

829-11-05
BUFFET

FINISH: BOARDWALK
(details p. 48)

829-F1-32
GATHERING TABLE

FINISH: SAND DOLLAR,
BOARDWALK TOP
(details p. 48)

829-B1-732
WAYFARER ARM CHAIR

FINISH: DEEPWATER
FABRIC: TICKING MARINE
(details p. 51)

829-B1-632
WAYFARER SIDE CHAIR

FINISH: DEEPWATER
FABRIC: TICKING MARINE
(details p. 51)

“*Touches of red, white and blue create a year-round summery feel that's as American as the Fourth of July.*”

— M. Lindsay Bierman
EDITOR IN CHIEF, *Coastal Living*

THINK COBBLESTONE STREETS, lighthouses and small town Fourth of July parades. Think clambakes and lobster pots, corn on the cob and a cold pitcher of Madras. Think fishing villages and lakeside marinas, of mail delivered by boat. Think bonfires on a rocky shore, water that's not swimmable until late August, boardwalk rides and salty French fries. Think wicker baskets on beach cruisers and the utter silence of a wooden canoe as it cuts across a sleeping lake. Those are the inspirations for Americana—a classic color palette that goes from patriotic to playful to pristine with the stroke of a brush.


Explore the depth of the sea with shades of blue against crisp white, or play up your patriotic side by adding dashes of red. Mix dark wood finishes with painted pieces for a look that is classic but unstudied. Americana offers design flexibility—traveling easily between strictly formal to pure fun.



JEAN ALLSOPP

STYLE TIPS

Infuse a space with your personality. A collection of vintage toy cars carries along the color theme in a lighthearted way. Group the things you love for maximum visual impact.



SHELL

SAND DOLLAR

BEACH CRUISER

WAVE

NAVY

DEEPWATER

BOARDWALK

“Simplicity is key ... our meals are dictated by whatever I find at the farmer’s market or down at the docks.”


— Pam Sharpe
WEB DESIGNER, WHIDBEY ISLAND, WA

THERE ARE AS MANY VARIETIES of chowder as there are types of coasts. Feast your eyes on these famous and not so famous coastal concoctions. And if you want to try the best, be sure to catch the “Great Chowder Cook-Off” in Newport, Rhode Island. It’s the largest festival of its kind on the East coast.



CHOW DOWN ON “CHOWDAH”

- Clam Chowder (New England, Manhattan)
- Oyster Chowder
- Lobster and Corn Chowder
- Chesapeake Crab Chowder
- Pacific Cod Chowder
- Seared Scallop Chowder
- Smoked Salmon Chowder
- Bahamian Conch Chowder
- Bermuda Blue Fish Chowder
- Conch Chowder
- Hake Chowder
- Nantucket Veal Chowder



829-B1-74
**5 O’CLOCK SOMEWHERE
COUNTER STOOL**

FINISH: DEEPWATER
(details p. 50)

829-C1-84
**5 O’CLOCK SOMEWHERE
BAR STOOL**

FINISH: WAVE
(details p. 50)

829-B1-34
ROUND LEG TABLE

FINISH: DEEPWATER, BOARDWALK TOP
(details p. 49)

829-11-67
**COTTAGE SLIPCOVERED
CHAIR**

(Requires Slipcover)

FINISH: BOARDWALK
(details p. 50)

829-11-672
SLIPCOVER

FABRIC: TICKING MARINE
(details p. 50)

DEEP WATER

BOARDWALK

TICKING MARINE





A place at the coast means
a constant parade of guests.

Luckily, there are ways
to store everything,
including visitors.



829-A3-56
**CROW'S NEST DAYBED
WITH TRUNDLE**

FINISH: SHELL
(details p. 54)

829-C3-14
SUMMERHOUSE UTILITY CABINET

FINISH: WAVE
(details p. 52)



SHELL

WAVE



STYLE TIPS

Call attention to a room's architectural elements, such as trim and molding, by painting them a deep navy. Paint can also wake up a floor. Here thin stripes of white outline alternating shades of blue.

829-A3-34 BUNGALOW BED

FINISH: SHELL
(details p. 54)

829-E3-81 BEDSIDE TABLE

FINISH: BEACH CRUISER
(details p. 53)

“*At the shore, I use the sun as my alarm clock. It’s the gentlest way to wake up.*”

— Pat McLeary
ARTIST & MOTHER
RALEIGH, NC



829-C3-11
VERTICAL CHEST
FINISH: WAVE
(details p. 53)



WAVE



829-A3-04
WEEKEND DRESSER
FINISH: SHELL
(details p. 53)

829-D3-31
ARCH TOP MIRROR
FINISH: NAVY
(details p. 53)




829-A3-48
**SUGAR CANE LOW FOOTBOARD
POSTER BED**

FINISH: SHELL
(details p. 55)

829-D3-16
BACHELOR'S CHEST

FINISH: NAVY
(details p. 53)



SHELL



NAVY

“*This really is our home away from home,
so we have all our creature comforts
plus special items that reflect who we are.*

— Jennifer Anglada
HOMEMAKER, EASTERN SHORE, MD

829-E5-03
STORAGE COCKTAIL

FINISH: BEACH CRUISER
(details p. 56)

829-B7-33
TV CONSOLE

FINISH: DEEPWATER
(details p. 57)

829-B7-27
LEFT BOOKCASE

FINISH: DEEPWATER
(details p. 57)

829-B7-28
RIGHT BOOKCASE

FINISH: DEEPWATER
(details p. 57)

829-B7-53
**SMALL OPEN
SHELF BRIDGE**

FINISH: DEEPWATER
(details p. 57)

51277-CH
CALYPSO CHAIR

FINISH: SAND DOLLAR
FABRIC: SEASIDE OCEAN
(details p. 61)



53353-CH
SEA COTTAGE CHAIR

FINISH: SAND DOLLAR
FABRIC: TICKING MARINE
(details p. 62)

829-E5-18
ETAGERE

FINISH: BEACH CRUISER
(details p. 56)

BEACH CRUISER



WAVE

NAVY

TICKING MARINE



“The nautical look of blue and white never goes out of style. I like to mix different shades of blue in a room—from classic navy to a cool watery blue.

—Heather Chaddock
STYLE DIRECTOR, *Coastal Living*





829-18-33
**CURVED FRONT
 LATERAL FILE**

FINISH: BOARDWALK
 (details p. 58)

829-18-35
LATERAL FILE HUTCH

FINISH: BOARDWALK
 (details p. 58)



829-C8-33
**CURVED FRONT
 LATERAL FILE**

FINISH: WAVE
 (details p. 58)

829-D8-04
WRITING DESK

FINISH: NAVY
 (details p. 58)

829-D1-612
**SEA WATCH
 SIDE CHAIR**

FINISH: NAVY
 FABRIC: TICKING MARINE
 (details p. 50)

“*Pastels are perfect for a beach house because they’re playful, easy to live with, and pair well with natural materials.*”

— Sara Anderson
EXECUTIVE EDITOR, *Coastal Living*



THEY ARE THE COLORS of dawn and dusk, that peaceful interval before the world awakens and before it goes to sleep, the moment when time is suspended and nature forces us to catch our breath with its watercolor sky.

Nothing soothes and calms like a Pastel color palette. Pale pinks, greens, yellows and blues mingle to form a dusty rainbow that feels restful all day long. Pastels are the colors of dreams and laughter, glowing with cheerful possibilities.

Once the stuff of children’s rooms, Pastels take center stage throughout a home, infusing it with beachy simplicity. Mix and match two, three, even four colors for a lighthearted Caribbean feel. Or pair pale pink and white for an elegant, feminine look. Pastels work together in such harmony that decorating becomes utterly goof proof.




829-11-861
WOVEN BAR STOOL
FINISH: BOARDWALK
FABRIC: COASTAL CLOUD
(details p. 51)





829-G1-10
NEWPORT STORAGE CABINET
FINISH: SEA GRASS
(details p. 50)



SEA GRASS

*“I love mornings at the beach best because they’re so unstructured.
Guests shuffle in for coffee at their leisure. It’s like a pajama parade.”*

— Kathy Abbott
SUMMER RESIDENT, TYBEE ISLAND, GA

SEA GRASS

SAND DOLLAR



TINT BITS


Green has long been thought to sooth anxiety and depression.

829-G1-06
**SEASIDE INN
SIDEBOARD**

FINISH: SEA GRASS
(details p. 50)

829-F3-32
LANDSCAPE MIRROR

FINISH: SAND DOLLAR
(details p. 53)



**829-F1-38
ROUND PEDESTAL TABLE 54"**
FINISH: SAND DOLLAR
(details p. 49)

**829-11-601
WOVEN SIDE CHAIR**
FINISH: BOARDWALK
FABRIC: COASTAL CLOUD
(details p. 51)

**829-11-701
WOVEN ARM CHAIR**
FINISH: BOARDWALK
FABRIC: COASTAL CLOUD
(details p. 51)

**829-G1-10
NEWPORT STORAGE CABINET**
FINISH: SEA GRASS
(details p. 50)

*“I love furniture painted in pastel hues.
Even if the lines are more formal,
it brings them down to earth.”*

— Elizabeth Raines Beeler
DECORATING EDITOR, *Coastal Living*

CONCH



STYLE TIPS

In some Native American cultures, “yellow” symbolizes unconditional love.



829-K3-14
**SUMMERHOUSE
UTILITY CABINET**

FINISH: CONCH
(details p. 52)

SEA GRASS

LEMON TWIST

BOARDWALK



**829-G3-10
CHEST**

FINISH: SEA GRASS
(details p. 53)

**829-I3-41
LOW COUNTRY WOVEN BED**

FINISH: BOARDWALK
(details p. 54)

**829-H3-80
NIGHT TABLE**

FINISH: LEMON TWIST
(details p. 53)

**51277-CH
CALYPSO CHAIR**

FINISH: SAND DOLLAR
FABRIC: MANGO STRIPE
(details p. 61)



“Every year our entire family gathers at our beach house for a week. It’s crowded, crazy and fun.”

— Joyce Kiely
TEACHER,
EUGENE, OR

829-M1-613
SEA WATCH SIDE CHAIR

FINISH: TWILIGHT
FABRIC: SEASIDE SUMMER
(details p. 50)

TINT BITS

Add energy to pale pastels by accessorizing with more vibrant hues of the same shade.



829-J3-35
BUNGALOW BED
 FINISH: MORNING SKY
 (details p. 54)

829-F3-35
BUNGALOW BED
 FINISH: SAND DOLLAR
 (details p. 54)

829-G3-35
BUNGALOW BED
 FINISH: SEA GRASS
 (details p. 54)

829-M3-81
BEDSIDE TABLE
 FINISH: TWILIGHT
 (details p. 53)

829-M3-14
**SUMMERHOUSE
 UTILITY CABINET**
 FINISH: TWILIGHT
 (details p. 52)

**Coastal habitats
extend beyond the sea.**

**Be sure to include
flowers, grasses,
botanicals and other
sea-side elements
for more subtle
coastal flair.**

829-H5-13
CHESAPEAKE TABLE
FINISH: LEMON TWIST
(details p. 56)

53353D-S
SEA COTTAGE SKIRTED SOFA
FABRIC: BERMUDA MOJITO
ALL-OVER WELT: COTTAGE COTTON
CONTRAST PILLOWS: MANGO STRIPE
(details p. 62)

829-F7-30
CONSOLE
FINISH: SAND DOLLAR
(details p. 57)

829-F7-50
PLASMA TV BOOKCASE
FINISH: SAND DOLLAR
(details p. 57)

829-F5-02
SAND BOX COCKTAIL TABLE
FINISH: SAND DOLLAR
(details p. 56)

TINT BITS

Use muted yellow as an alternative to white. The subtle hue reflects sunlight and, like white, appears noticeably different as light moves across its surfaces.



LEMON TWIST

SAND DOLLAR



SAND DOLLAR

TWILIGHT

SEASIDE SUMMER



SEA GRASS

TWILIGHT

SEASIDE SUMMER



Even work takes on a carefree feel when it's painted pastel.

829-F8-44
COMPUTER FILE DESK

FINISH: SAND DOLLAR
(details p. 59)

829-F8-27
LEFT BOOKCASE

FINISH: SAND DOLLAR
(details p. 59)

829-F8-28
RIGHT BOOKCASE

FINISH: SAND DOLLAR
(details p. 59)

829-F8-54
LARGE OPEN SHELF BRIDGE

FINISH: SAND DOLLAR
(details p. 59)

829-M1-613
SEA WATCH SIDE CHAIR

FINISH: TWILIGHT
FABRIC: SEASIDE SUMMER
(details p. 50)



829-G8-05
SECRETARY CABINET

FINISH: SEA GRASS
(details p. 58)

829-M1-613
SEA WATCH SIDE CHAIR

FINISH: TWILIGHT
FABRIC: SEASIDE SUMMER
(details p. 50)

The Nitty Gritty

Now that you've explored the collection, here's where you can find all the details you need to create your coastal hideaway. One of the hallmarks of Coastal Living by Stanley Furniture is the number of options available. There is a nearly endless array of colors, finishes, sizes and fabrics. You can find them all right here.



COASTAL LIVING®

Colors, Fabrics & Finishes

Coastal Living colors are organized into three distinct color palettes to help simplify and unify your design scheme. Each finish features a distinctive rub-through effect achieved through a significant hand distressing technique, simulating furniture that has been passed down from generation to generation. The warm antique look shows a natural wearing down of the painted finish, as though it has been moved from room-to-room and home-to-home. For more information about Coastal Living, visit stanleycoastalliving.com.

HOW TO PLACE A COASTAL LIVING ORDER

Remember, every Stanley Furniture collection has a name and number. Coastal Living's collection number is 829. The Coastal Living coding system is consistent with other Stanley Furniture collections. It just seems a bit more complicated because of all the finish choices.

829 - _ _ _ - _ _

collection finish category*
(BR, DR...)


item

*** CATEGORY CODES:**

- _1 Dining Room
- _3 Bedroom
- _5 Accents
- _7 Home Entertainment
- _8 Home Office

EXAMPLE:

829 - J1 - 06




BOARDWALK FINISH



SAND DOLLAR FINISH

All Boardwalk finish items are made of maple and select hardwood solids; maple veneer; simulated wood components on select items.

Painted finish items are made of poplar and select hardwood solids; select hardwood veneer.


NOTE: Not every item is available in Boardwalk.

COMPENDIUM


SEA GLASS



AMERICANA



PASTEL



DINING



- 05 BUFFET

Top has Boardwalk finish
 Five drawers, one silver liner in top center drawer, two doors, one adjustable shelf behind doors
 68 1/16W 19D 39 13/16H
 (173 x 48 x 101 cm)



- 25 LOW CHINA DECK

One stationary shelf with plate groove, glass storage rack, two adjustable shelves, four removable wine storage trays
 65 1/4W 12 7/8D 35 3/4H
 (166 x 33 x 91 cm)



- 32 GATHERING TABLE

Two drawers with felt liners; no additional leaves available
 Bottom of apron to floor: 25 5/16H (64 cm)
 Overall: 80W 44D 30 3/16H (203 x 112 x 77 cm)




TABLE TOP AVAILABLE IN BOARDWALK FINISH ONLY
 TABLE BASE AVAILABLE IN PAINTED FINISHES ONLY




- 31 RECTANGULAR LEG TABLE

Two 20" leaves 20L (51 cm)
 Bottom of apron to floor: 25 5/16H (64 cm)
 Overall: 72W 44D 30 H (183 x 112 x 76 cm)
 Overall with leaves: 112W 44D 30H (284 x 112 x 76 cm)



TABLE TOP AVAILABLE IN BOARDWALK FINISH ONLY
 TABLE BASE AVAILABLE IN PAINTED FINISHES ONLY



-34 ROUND LEG TABLE

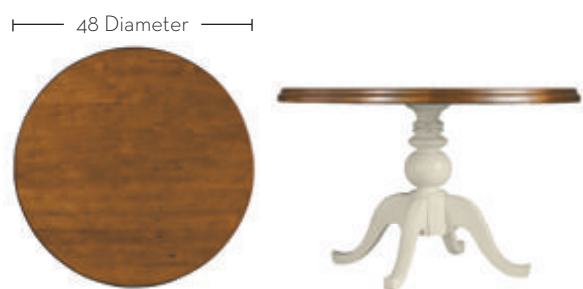
-34 ROUND LEG TABLE
with one 24" leaf



- 34 ROUND LEG TABLE

One 24" (61 cm) leaf included, no additional leaves available
Bottom of apron to floor: 25 5/8H (65 cm)
Overall: 52 Diameter 30 1/4H (132 diameter x 77 cm)
Overall with leaf: 76 Diameter 30 1/4H (193 diameter x 77 cm)

TABLE TOP AVAILABLE IN BOARDWALK FINISH ONLY
TABLE BASE AVAILABLE IN PAINTED FINISHES ONLY

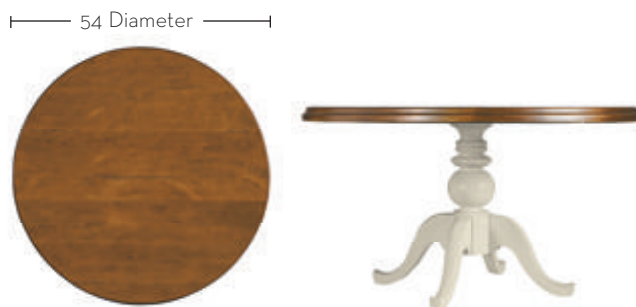


- 35 ROUND PEDESTAL TABLE 48 DIAMETER

Consists of: - 135 ROUND TABLE TOP
48 Diameter (122 diameter cm)
- 237 PEDESTAL TABLE BASE

No leaves available
Bottom of apron to floor: 27 7/8H (71 cm)
Overall: 48 Diameter 30H (122 diameter x 76 cm)

TABLE TOP AVAILABLE IN BOARDWALK FINISH ONLY
TABLE BASE AVAILABLE IN PAINTED FINISHES ONLY




- 36 ROUND PEDESTAL TABLE 54 DIAMETER

Consists of: - 136 ROUND TABLE TOP
54 diameter (137 diameter cm)
- 237 PEDESTAL TABLE BASE

No leaves available
Bottom of apron to floor: 27 7/8H (71 cm)
Overall: 54 Diameter 30H (137 diameter x 76 cm)

TABLE TOP AVAILABLE IN BOARDWALK FINISH ONLY
TABLE BASE AVAILABLE IN PAINTED FINISHES ONLY




- 37 ROUND PEDESTAL TABLE 48 DIAMETER

Consists of: - 137 ROUND TABLE TOP
48 Diameter (122 diameter cm)
- 237 PEDESTAL TABLE BASE

No leaves available
Bottom of apron to floor: 27 7/8H (71 cm)
Overall: 48 Diameter 30H (122 diameter x 76 cm)

AVAILABLE IN PAINTED FINISHES ONLY



- 38 ROUND PEDESTAL TABLE 54 DIAMETER

Consists of: - 138 ROUND TABLE TOP
54 diameter (137 diameter cm)
- 237 PEDESTAL TABLE BASE

No leaves available
Bottom of apron to floor: 27 7/8H (71 cm)
Overall: 54 Diameter 30H (137 diameter x 76 cm)

AVAILABLE IN PAINTED FINISHES ONLY

DINING CHAIR FABRICS



All dining chairs available in these five fabrics.



- 30 PIECRUST MIRROR

Plate: 35 3/4W 35 3/4H
(91 x 91 cm)
Overall: 40 1/2W 40 1/2H
(103 x 103 cm)



- 33 WOVEN MIRROR

Beveled plate: 28 3/4W 35 1/4H
(73 x 90 cm)
Overall: 38 1/8W 44 5/8H
(97 x 113 cm)

AVAILABLE IN BOARDWALK FINISH ONLY



- 06 SEASIDE INN SIDEBOARD

Two drawers, silver liner in top drawer, two doors
61 1/2W 18 3/4D 38 9/16H
(156 x 48 x 98 cm)



- 74 5 O'CLOCK SOMEWHERE COUNTER STOOL

19 1/2W 13 3/8D 25 1/8H
(50 x 34 x 64 cm)

AVAILABLE IN PAINTED FINISHES ONLY



- 10 NEWPORT STORAGE CABINET

Two doors with seeded glass, curio ends with seeded glass, two puck lights with high/low switch, four adjustable glass shelves with plate grooves, plate groove in bottom panel, mirrored back
56 1/8W 18 3/4D 66 7/8H
(143 x 48 x 170 cm)



- 84 5 O'CLOCK SOMEWHERE BAR STOOL

19 1/2W 13 1/2D 31 1/8H
(50 x 34 x 79 cm)

AVAILABLE IN PAINTED FINISHES ONLY



- 612 SEA WATCH SIDE CHAIR

FABRIC: TICKING MARINE



- 613 SEA WATCH SIDE CHAIR

FABRIC: SEASIDE SUMMER



- 614 SEA WATCH SIDE CHAIR

FABRIC: SEASIDE SEA GLASS



- 615 SEA WATCH SIDE CHAIR

FABRIC: TOASTED COCONUT

- 611 SEA WATCH SIDE CHAIR

FABRIC SHOWN: COASTAL CLOUD

Super Comfort™ seat

Seat: 20 3/16W 18 3/4D 19 3/16H (51 x 48 x 49 cm)

Overall: 20 3/16W 26 3/8D 39 1/4H (51 x 67 x 100 cm)



- 711 SEA WATCH ARM CHAIR

FABRIC: COASTAL CLOUD



- 712 SEA WATCH ARM CHAIR

FABRIC: TICKING MARINE



- 713 SEA WATCH ARM CHAIR

FABRIC: SEASIDE SUMMER



- 715 SEA WATCH ARM CHAIR

FABRIC: TOASTED COCONUT

- 714 SEA WATCH ARM CHAIR

FABRIC SHOWN: SEASIDE SEA GLASS

Super Comfort™ seat

Seat: 20 3/16W 18 3/4D 19 3/16H (51 x 48 x 49 cm)

Arm: 25 1/8H (64 cm)

Overall: 22 7/16W 26 3/8D 39 1/4H (57 x 67 x 100 cm)



- 671 SLIPCOVER

FABRIC: COASTAL CLOUD



- 673 SLIPCOVER

FABRIC: SEASIDE SUMMER



- 674 SLIPCOVER

FABRIC: SEASIDE SEA GLASS



- 675 SLIPCOVER

FABRIC: TOASTED COCONUT

- 67 COTTAGE SLIPCOVERED CHAIR (REQUIRES SLIPCOVER)

FINISH SHOWN: BOARDWALK

Super Comfort™ seat

Shipped with muslin fabric; slipcover must be ordered separately

Seat: 20 1/4W 17 3/4D 19 1/2H (51 x 45 x 50 cm)

Overall: 20 1/4W 24 3/4D 40 1/2H (51 x 63 x 103 cm)

AVAILABLE IN BOARDWALK AND SAND DOLLAR ONLY

- 672 SLIPCOVER

FABRIC SHOWN: TICKING MARINE

(SET OF TWO)



- 631 WAYFARER SIDE CHAIR
FABRIC: COASTAL CLOUD
- 632 WAYFARER SIDE CHAIR
FABRIC: TICKING MARINE
- 633 WAYFARER SIDE CHAIR
FABRIC: SEASIDE SUMMER
- 635 WAYFARER SIDE CHAIR
FABRIC: TOASTED COCONUT

-634 WAYFARER SIDE CHAIR

FABRIC SHOWN: SEASIDE SEA GLASS

Super Comfort™ seat

Seat: 21 1/2W 19 1/4D 19 3/16H (55 x 49 x 49 cm)

Overall: 21 1/2W 22 3/8D 41 7/8H (55 x 57 x 106 cm)

AVAILABLE IN PAINTED FINISHES ONLY



- 731 WAYFARER ARM CHAIR
FABRIC: COASTAL CLOUD
- 732 WAYFARER ARM CHAIR
FABRIC: TICKING MARINE
- 733 WAYFARER ARM CHAIR
FABRIC: SEASIDE SUMMER
- 735 WAYFARER ARM CHAIR
FABRIC: TOASTED COCONUT

- 734 WAYFARER ARM CHAIR

FABRIC SHOWN: SEASIDE SEA GLASS

Super Comfort™ seat

Seat: 21 1/2W 19 1/4D 19 3/16H (55 x 49 x 49 cm)

Arm: 25H (64 cm)

Overall: 24 1/2W 22 3/8D 41 7/8H (62 x 57 x 106 cm)

AVAILABLE IN PAINTED FINISHES ONLY



- 602 WOVEN SIDE CHAIR
FABRIC: TICKING MARINE
- 603 WOVEN SIDE CHAIR
FABRIC: SEASIDE SUMMER
- 604 WOVEN SIDE CHAIR
FABRIC: SEASIDE SEA GLASS
- 605 WOVEN SIDE CHAIR
FABRIC: TOASTED COCONUT

- 601 WOVEN SIDE CHAIR

FABRIC SHOWN: COASTAL CLOUD

Super Comfort™ seat

Seat: 20W 17 3/4D 19 1/4H (51 x 45 x 49 cm)

Overall: 20W 26 5/8D 39 15/16H (51 x 68 x 101 cm)

AVAILABLE IN BOARDWALK FINISH ONLY



- 702 WOVEN ARM CHAIR
FABRIC: TICKING MARINE
- 703 WOVEN ARM CHAIR
FABRIC: SEASIDE SUMMER
- 704 WOVEN ARM CHAIR
FABRIC: SEASIDE SEA GLASS
- 705 WOVEN ARM CHAIR
FABRIC: TOASTED COCONUT

- 701 WOVEN ARM CHAIR

FABRIC SHOWN: COASTAL CLOUD

Super Comfort™ seat

Seat: 23 1/4W 17 3/4D 19 1/4H (59 x 45 x 49 cm)

Arm: 24 15/16H (63 cm)

Overall: 23 11/16W 26 7/8D 39 15/16H (60 x 68 x 101 cm)

AVAILABLE IN BOARDWALK FINISH ONLY



- 762 WOVEN COUNTER STOOL
FABRIC: TICKING MARINE
- 763 WOVEN COUNTER STOOL
FABRIC: SEASIDE SUMMER
- 764 WOVEN COUNTER STOOL
FABRIC: SEASIDE SEA GLASS
- 765 WOVEN COUNTER STOOL
FABRIC: TOASTED COCONUT

- 761 WOVEN COUNTER STOOL

FABRIC SHOWN: COASTAL CLOUD

Super Comfort™ seat

Seat: 19 1/4W 17D 24 1/4H (49 x 43 x 62 cm)

Overall: 19 1/4W 24 7/8D 42 3/8H (49 x 63 x 108 cm)

AVAILABLE IN BOARDWALK FINISH ONLY



- 862 WOVEN BAR STOOL
FABRIC: TICKING MARINE
- 863 WOVEN BAR STOOL
FABRIC: SEASIDE SUMMER
- 864 WOVEN BAR STOOL
FABRIC: SEASIDE SEA GLASS
- 865 WOVEN BAR STOOL
FABRIC: TOASTED COCONUT

-861 WOVEN BAR STOOL

FABRIC SHOWN: COASTAL CLOUD

Super Comfort™ seat

Seat: 19 1/4W 17D 30H (49 x 43 x 76 cm)

Overall: 19 1/4W 24 7/8D 48 1/8H (49 x 63 x 122 cm)

AVAILABLE IN BOARDWALK FINISH ONLY

BEDROOM



- 02 SEASIDE CHEST
One drop front drawer, three utility drawers
46 1/16W 19 7/8D 39 15/16H
(117 x 50 x 101 cm)



- 03 LAKESIDE CHEST
Three drawers
46W 19 3/8D 39 15/16H
(117 x 49 x 101 cm)



- 112 TV ENTERTAINMENT DECK
Use with 02 Seaside Chest or 03 Lakeside Chest
Two doors wrap 270 degrees, one drawer, left side of drawer has drop front for DVD/VCR. Behind doors: one adjustable shelf, one electrical outlet, one cord hole
TV area: 40 7/8W 14 15/16D 31 7/16H
(104 x 38 x 80 cm)
Accommodates up to 40" flat panel TV
Overall: 48 1/4W 20 13/16D 45 9/16H
(123 x 53 x 116 cm)



- 113 LOUVERED TV DOOR DECK
Use with 02 Seaside Chest or 03 Lakeside Chest
Two doors wrap 270 degrees
Behind doors: one adjustable shelf, one stationary shelf, one removable shirt partition, one electrical outlet, three cord holes
TV area: 40 7/8W 15D 27 9/16H
(104 x 38 x 70 cm)
Accommodates up to 40" flat panel TV
Overall: 48 1/4W 20 3/16D 40 1/8H
(123 x 51 x 102 cm)

Winning Combinations

Coastal Living delivers the ultimate in customization. Create the entertainment center or storage spaces you need by combining different pieces to suit your lifestyle. Mix and match decks and bases for a look that's all your own.



TV Entertainment Deck
Lakeside Chest



Louvered TV Door Deck
Lakeside Chest



TV Entertainment Deck
Seaside Chest



Louvered TV Door Deck
Seaside Chest

TV's sold separately.



- 14 SUMMERHOUSE UTILITY CABINET
Two doors open 180 degrees, two adjustable shelves, four tray drawers with hardware, cord management opening
31 5/8W 19D 76 1/2H (80 x 48 x 194 cm)



- 82 ROUND LAMP TABLE
30 Diameter 29H
(76 diameter x 74 cm)



- 724 BED END BENCH
FABRIC: SEASIDE SEA GLASS
Two drawers
48 3/4W 18 3/4D 20H (124 x 48 x 51 cm)

- 721 BED END BENCH
FABRIC: COASTAL CLOUD

- 722 BED END BENCH
FABRIC: TICKING MARINE

- 723 BED END BENCH
FABRIC: SEASIDE SUMMER

- 725 BED END BENCH
FABRIC: TOASTED COCONUT



- 04 **WEEKEND DRESSER**
Eight drawers
59 1/4W 20D 41 1/2H
(150 x 51 x 105 cm)



- 05 **GETAWAY DRESSER**
Nine drawers
68W 20D 40H
(173 x 51 x 102 cm)



- 30 **PIECRUST MIRROR**
Plate: 35 3/4W 35 3/4H
(91 x 91 cm)
Overall: 40 1/2W 40 1/2H
(103 x 103 cm)



- 10 **CHEST**
Seven drawers
44W 20D 58 3/4H
(112 x 51 x 149 cm)



- 11 **VERTICAL CHEST**
Five drawers, one pullout hanger bar on each side
35 5/8W 20 1/4D 54H
(90 x 51 x 137 cm)



- 31 **ARCH TOP MIRROR**
Plate: 29 1/8W 29 1/16H (74 x 74 cm)
Overall: 37 5/8W 44 13/16H
(96 x 114 cm)



- 16 **BACHELOR'S CHEST**
Three drawers
36W 18 1/2D 32 7/8H
(91 x 47 x 84 cm)



- 80 **NIGHT TABLE**
Three drawers
30W 18D 29 3/8H
(76 x 46 x 75 cm)



- 32 **LANDSCAPE MIRROR**
Beveled plate: 30 3/4W 28 3/4H
(78 x 73 cm)
Overall: 38W 40H (97 x 102 cm)



- 17 **SUMMERHOUSE CHEST**
One drawer, two doors, one adjustable shelf, one electrical outlet
36W 18 1/2D 32 7/8H
(91 x 47 x 84 cm)



- 81 **BEDSIDE TABLE**
One drawer, two stationary shelves
26W 18 1/4D 29H
(66 x 46 x 74 cm)



- 33 **WOVEN MIRROR**
Beveled plate: 28 3/4W 35 1/4H
(73 x 90 cm)
Overall: 38 1/8W 44 5/8H
(97 x 113 cm)

All Boardwalk finish items are made of maple and select hardwood solids; maple veneer; simulated wood components on select items.

Painted finish items are made of poplar and select hardwood solids; select hardwood veneer.

AVAILABLE IN BOARDWALK FINISH ONLY



- 37 LOW COUNTRY WOVEN BED
3/3 TWIN

Consists of:

- 137 Woven Headboard, 3/3
Bored for metal frame
43 5/8W 60 5/8H (111 x 154 cm)
- 237 Woven Footboard, 3/3
43 5/8W 31 3/4H (111 x 81 cm)
- 337 Pair Wood Rails, 3/3
6 3/4H 77L (17 x 196 cm)

Bottom of side rail to floor: 8H (20 cm)
Overall: 43 5/8W 60 5/8H 83L
(111 x 154 x 211 cm)

AVAILABLE IN BOARDWALK FINISH ONLY

- 41 LOW COUNTRY WOVEN BED
5/0 QUEEN

Consists of:

- 141 Woven Headboard, 5/0
Bored for metal frame
65 5/8W 61 1/8H (167 x 155 cm)
- 241 Woven Footboard, 5/0
65 5/8W 32H (167 x 81 cm)
- 341 Pair Wood Rails, 5/0
Three slats, three center feet
6 3/4H 82L (17 x 208 cm)

Bottom of side rail to floor: 8H (20 cm)
Overall: 65 5/8W 61 1/8H 88L
(167 x 155 x 224 cm)

AVAILABLE IN BOARDWALK FINISH ONLY

- 46 LOW COUNTRY WOVEN BED
6/6 KING

Consists of:

- 146 Woven Headboard, 6/6
Bored for metal frame
81 3/8W 62 1/8H (207 x 158 cm)
- 246 Woven Footboard 6/6
81 3/8W 32H (207 x 81 cm)
- 346 Pair Wood Rails, 6/6
Three slats, three center feet
6 3/4H 82L (17 x 208 cm)

Bottom of side rail to floor: 8H (20 cm)
Overall: 81 3/8W 62 1/8H 88L
(207 x 158 x 224 cm)

AVAILABLE IN BOARDWALK FINISH ONLY

- 53 LOW COUNTRY WOVEN BED
6/0 CALIFORNIA KING

Consists of:

- 148 Woven Headboard, 6/0
Bored for metal frame
77 3/8W 62H (197 x 157 cm)
- 250 Woven Footboard, 6/0
77 3/8W 32H (197 x 81 cm)
- 348 Pair Wood Rails, 6/0
Three Slats, Three Center Feet
6 3/4H 86L (17 x 218 cm)

Bottom of side rail to floor: 8H (20 cm)
Overall: 77 3/8W 62H 92L
(197 x 157 x 234 cm)

AVAILABLE IN BOARDWALK FINISH ONLY



- 35 BUNGALOW BED
3/3 TWIN

Consists of:

- 135 Bungalow Headboard, 3/3
Bored for metal frame
42 1/8W 56 9/16H (107 x 144 cm)
- 235 Bungalow Footboard, 3/3
42 3/16W 29H (107 x 74 cm)
- 50 PAIR WOOD RAILS 3/3
7 7/8H 77L (20 x 196 cm)

Bottom of side rail to floor: 7 1/2H (19 cm)
Overall: 42 3/16W 56 9/16H 81 13/16L
(107 x 144 x 208 cm)

- 34 BUNGALOW BED
5/0 QUEEN

Consists of:

- 134 Bungalow Headboard, 5/0
Bored for metal frame
64 1/8W 58 1/8H (163 x 148 cm)
- 234 Bungalow Footboard, 5/0
64 3/16W 29H (163 x 74 cm)
- 51 Pair Wood Rails, 5/0-6/6
7 7/8H 82L (20 x 208 cm)

Bottom of side rail to floor: 7 1/2H (19 cm)
Overall: 64 3/16W 58 1/8H 86 13/16L
(163 x 148 x 221 cm)

- 38 BUNGALOW BED
6/0 CALIFORNIA KING

Consists of:

- 139 Bungalow Headboard, 6/0-6/6
Bored for metal frame
79 7/8W 58 9/16H (203 x 149 cm)
- 238 Bungalow Footboard, 6/0
75 15/16W 29 1/8H (193 x 74 cm)
- 58 Pair Wood Rails, 6/0
7 7/8H 86L (20 x 218 cm)

Bottom of side rail to floor: 7 1/2H (19 cm)
Overall: 79 7/8W 58 9/16H 90 13/16L
(203 x 149 x 231 cm)

- 39 BUNGALOW BED
6/6 KING

Consists of:

- 139 Bungalow Headboard, 6/0-6/6
Bored for metal frame
79 7/8W 58 9/16H (203 x 149 cm)
- 239 Bungalow Footboard, 6/6
79 15/16W 29 1/8H (203 x 74 cm)
- 51 Pair Wood Rails, 5/0-6/6
7 7/8H 82L (20 x 208 cm)

Bottom of side rail to floor: 7 1/2H (19 cm)
Overall: 79 15/16W 58 9/16H 86 3/4L
(203 x 149 x 220 cm)



- 56 CROW'S NEST DAYBED WITH TRUNDLE
3/3 TWIN

Consists of:

- 156 Crow's Nest Daybed Ends, 3/3
42 9/16W 45H (108 x 114 cm)
- 356 Crow's Nest Daybed Rails, 3/3
- 368 Slat Roll, 3/3
- 67 Crow's Nest Daybed Trundle Storage Unit
Use with 56 Crow's Nest Daybed only
41W 12H 75 1/2L (104 x 30 x 192 cm)

Bottom of side rail to floor:
low lock: 4 1/2H (11 cm)
high lock: 13 1/2H (34 cm)
Overall: 42 9/16W 45H 80 3/4L
(108 x 114 x 205 cm)

AVAILABLE IN PAINTED FINISHES ONLY



- 40 SUMMERHOUSE BED
5/0 QUEEN

Consists of:

- 140 Summerhouse Headboard, 5/0 Bored for metal frame
64 1/8W 62 1/2H (163 x 159 cm)
- 240 Summerhouse Footboard, 5/0
64 1/8W 35 3/4H (163 x 91 cm)
- 51 Pair Wood Rails, 5/0-6/6
7 7/8H 82L (20 x 208 cm)

Bottom of side rail to floor:
8 3/4H (22 cm)

Overall: 64 1/8W 62 1/2H 89L
(163 x 159 x 226 cm)



- 42 SUGAR CANE POSTER BED
5/0 QUEEN

Consists of:

- 142 Sugar Cane Poster Headboard, 5/0 Bored for metal frame
63 3/4W 84H (162 x 213 cm)
- 242 Sugar Cane Poster Footboard, 5/0
63 3/4W 84H (162 x 213 cm)
- 51 Pair Wood Rails, 5/0-6/6
7 7/8H 82L (20 x 208 cm)

Bottom of side rail to floor: 9H (23 cm)

Overall: 63 3/4W 84H 89 3/16L
(162 x 213 x 227 cm)



- 43 SUGAR CANE LOW FOOTBOARD POSTER BED
5/0 QUEEN

Consists of:

- 142 Sugar Cane Poster Headboard, 5/0 Bored for metal frame
63 3/4W 84H (162 x 213 cm)
- 243 Sugar Cane Low Poster Footboard, 5/0
63 11/16W 42 1/4H (162 x 107 cm)
- 51 Pair Wood Rails, 5/0-6/6
7 7/8H 82L (20 x 208 cm)

Bottom of side rail to floor: 9H (23 cm)

Overall: 63 3/4W 84H 89 1/4L
(162 x 213 x 227 cm)

- 44 SUMMERHOUSE BED
6/0 CALIFORNIA KING

Consists of:

- 145 Summerhouse Headboard, 6/0-6/6 Bored for metal frame
79 7/8W 65H (203 x 165 cm)
- 244 Summerhouse Footboard, 6/0
75 7/8W 35 3/4H (193 x 91 cm)
- 58 Pair Wood Rails, 6/0
7 7/8H 86L (20 x 218 cm)

Bottom of side rail to floor:
8 3/4H (22 cm)

Overall: 79 7/8W 65H 93L
(203 x 165 x 236 cm)

- 47 SUGAR CANE POSTER BED
6/6 KING

Consists of:

- 147 Sugar Cane Poster Headboard, 6/0-6/6 Bored for metal frame
79 1/2W 84H (202 x 213 cm)
- 247 Sugar Cane Poster Footboard, 6/6
79 1/2W 84H (202 x 213 cm)
- 51 Pair Wood Rails, 5/0-6/6
7 7/8H 82L (20 x 208 cm)

Bottom of side rail to floor: 9H (23 cm)

Overall: 79 1/2W 84H 89 3/16L
(202 x 213 x 227 cm)

- 48 SUGAR CANE LOW FOOTBOARD POSTER BED
6/6 KING

Consists of:

- 147 Sugar Cane Poster Headboard, 6/0-6/6 Bored for metal frame
79 1/2W 84H (202 x 213 cm)
- 248 Sugar Cane Low Poster Footboard, 6/6
79 7/16W 42 1/4H (202 x 107 cm)
- 51 Pair Wood Rails, 5/0-6/6
7 7/8H 82L (20 x 208 cm)

Bottom of side rail to floor: 9H (23 cm)

Overall: 79 1/2W 84H 89 1/4L
(202 x 213 x 227 cm)

- 45 SUMMERHOUSE BED
6/6 KING

Consists of:

- 145 Summerhouse Headboard, 6/0-6/6 Bored for metal frame
79 7/8W 65H (203 x 165 cm)
- 245 Summerhouse Footboard, 6/6
79 7/8W 35 3/4H (203 x 91 cm)
- 51 Pair Wood Rails, 5/0-6/6
7 7/8H 82L (20 x 208 cm)

Bottom of side rail to floor:
8 3/4H (22 cm)

Overall: 79 7/8W 65H 89L
(203 x 165 x 226 cm)

- 49 SUGAR CANE POSTER BED
6/0 CALIFORNIA KING

Consists of:

- 147 Sugar Cane Poster Headboard, 6/0-6/6 Bored for metal frame
79 1/2W 84H (202 x 213 cm)
- 249 Sugar Cane Poster Footboard, 6/0
75 3/4W 84H (192 x 213 cm)
- 58 Pair Wood Rails, 6/0
7 7/8H 86L (20 x 218 cm)

Bottom of side rail to floor: 9H (23 cm)

Overall: 79 1/2W 84H 93 1/4L
(202 x 213 x 237 cm)

ACCENTS



- 02 SAND BOX COCKTAIL TABLE

One drawer, faux tray,
one stationary shelf
42W 28D 21 1/2H
(107 x 71 x 55 cm)

AVAILABLE IN PAINTED FINISHES ONLY



- 03 STORAGE COCKTAIL

Three push-through drawers,
one stationary shelf
44 5/16W 32D 20 9/16H
(113 x 81 x 52 cm)

AVAILABLE IN PAINTED FINISHES ONLY



- 14 BEACHCOMBER TABLE

30 Diameter 29H
(76 diameter x 74 cm)

AVAILABLE IN PAINTED FINISHES ONLY



- 15 BEACHCOMBER TABLE

Top has Boardwalk finish
30 Diameter 29H
(76 diameter x 74 cm)

TABLE TOP AVAILABLE BOARDWALK
FINISH ONLY
TABLE BASE AVAILABLE PAINTED
FINISHES ONLY



- 04 STORAGE COCKTAIL

Top has Boardwalk finish
Three push-through drawers,
one stationary shelf
44 5/16W 32D 20 9/16H
(113 x 81 x 52 cm)

TABLE TOP AVAILABLE BOARDWALK
FINISH ONLY
TABLE BASE AVAILABLE PAINTED
FINISHES ONLY



- 13 CHESAPEAKE TABLE

Two drawers, one stationary shelf
29W 22D 28H
(74 x 56 x 71 cm)

AVAILABLE IN PAINTED FINISHES ONLY



- 18 ETAGERE

Three drawers
36 1/2W 17D 75 1/4H
(93 x 43 x 191 cm)

AVAILABLE IN PAINTED FINISHES ONLY



- 05 CONSOLE TABLE

Top has Boardwalk finish
Two drawers, one stationary shelf
54W 18D 32 1/16H
(137 x 46 x 81 cm)

TABLE TOP AVAILABLE BOARDWALK
FINISH ONLY
TABLE BASE AVAILABLE PAINTED
FINISHES ONLY



- 09 LAMP TABLE

Top has Boardwalk finish
One drawer, one stationary shelf
24W 26 1/2D 27 15/16H
(61 x 67 x 71 cm)

TABLE TOP AVAILABLE BOARDWALK
FINISH ONLY
TABLE BASE AVAILABLE PAINTED
FINISHES ONLY

All Accent items available in painted finishes only.

Painted finish items are made of poplar and select hardwood solids; select hardwood veneer; simulated wood components on select items.

HOME ENTERTAINMENT




- 30 CONSOLE

One stationary center shelf with cord management opening and grommet, cord management openings in top shelf vertical partitions, recessed vertical partitions for speaker bar access, one electrical outlet, adjustable glides, removable back panel in center section Accommodates up to 58" widescreen TV 59W 20 3/8D 32 1/4H (150 x 52 x 82 cm)

- 50 PLASMA TV BOOKCASE

Use with 30 Console
One stationary shelf with two vertical partitions, plasma mounting panel has cord management openings and grommet, TV base opening with cover TV area: 52W 4 15/16D 33 1/2H (132 x 13 x 85 cm)
Accommodates up to 50" flat panel TV
Overall: 60 3/4W 12D 50H (154 x 30 x 127 cm)



-100 INFRARED REMOTE READER

The infrared remote reader transfers your remote control signals to your audio video components even if they are positioned behind wood panel doors, eliminating the need to insert glass panels. The infrared reader includes a receiver with mounting block, an infrared repeater control unit with power cord and three emitters. Each emitter, when properly positioned on the interior of the case, will transfer your remote control signal to the audio video components positioned on one shelf. The system is easy to install and use. No programming is needed and the emitters may be repositioned as your audio video components or configurations change.



-32 REUNION CONSOLE

Six drawers, removable back panel in center section, cord management openings, adjustable glides Accommodates up to 80" widescreen TV 81 1/2W 19 1/4D 36 3/16H (207 x 49 x 92 cm)



- 27 LEFT BOOKCASE

Two adjustable shelves, one door, one adjustable shelf behind door, one drawer 18 3/16W 14 3/16D 76 1/2H (46 x 36 x 194 cm)

- 28 RIGHT BOOKCASE

Two adjustable shelves, one door, one adjustable shelf behind door, one drawer 18 3/16W 14 3/16D 76 1/2H (46 x 36 x 194 cm)

- 53 SMALL OPEN SHELF BRIDGE

Use with 33 TV Console
Two vertical partitions, mounting bracket 50W 14 3/16D 13 3/4H (127 x 36 x 35 cm)

- 33 TV CONSOLE

Two adjustable shelves and removable back panel in open area, two doors Behind left door: one adjustable shelf, two pullout media trays, cord management openings. Behind right door: one adjustable shelf, one electrical outlet Accommodates up to 50" widescreen TV 50W 18D 25 5/8H (127 x 46 x 65 cm)

Know Your TV

Flat Panel Televisions

The category of technology that includes plasma and LCD. These televisions are available in HDTV (high definition).

LCD (Liquid Crystal Display)

Flat panel TV 3" to 3 1/2" deep. LCDs are available in a wide range of sizes from 15" to 65".

Plasmas

A flat panel TV approximately 4" deep that uses gas, cells and electrodes to produce a picture. The screen sizes range from 40" to 70".

Micro Device Televisions

The category of technology that includes DLP and LCD projection. These technologies are also sometimes referred to as rear projection TVs.

LCD Projection

A technology where light is projected through a LCD panel. The TV is typically 16" to 20" deep and is used for larger size screens 43" to 65".

DLP* (Digital light processing)

A TV using reflective technology developed by Texas Instruments. Screen sizes are normally 42" to 65", with depths of 16" to 20".

***Please measure your television prior to purchase to assure proper fit. Actual TV dimensions vary by manufacturer and model.*

All Boardwalk finish items are made of maple and select hardwood solids; maple veneer; simulated wood components on select items.

Painted finish items are made of poplar and select hardwood solids; select hardwood veneer.

Home Entertainment components sold separately.

HOME OFFICE



- 03 TABLE DESK

One drop front keyboard drawer with cord management opening
48W 24D 30H (122 x 61 x 76 cm)



- 04 WRITING DESK

Three utility drawers, one file drawer
62 5/8W 34D 30H (159 x 86 x 76 cm)



- 17 ETAGERE

Three drawers
36 1/2W 17D 75 1/4H
(93 x 43 x 191 cm)

AVAILABLE IN PAINTED FINISHES ONLY

All Boardwalk finish items are made of maple and select hardwood solids; maple veneer; simulated wood components on select items.

Painted finish items are made of poplar and select solids; select hardwood veneer.

Home Office items sold separately.



- 05 SECRETARY CABINET

Consists of:

- 105 SECRETARY DECK

Two antiqued glass doors, two puck lights with touch switch, two adjustable wood framed glass shelves, cord management openings, mending plate
45W 13 5/8D 41 1/2H
(114 x 35 x 105 cm)

- 205 SECRETARY BASE

Finished top, one drop down work surface, four utility drawers
42 7/8W 18 9/16D 42 1/2H
(109 x 47 x 108 cm)

Overall measurements for secretary cabinet: 45W 18 9/16D 84H
(114 x 47 x 213 cm)



- 305 SECRETARY ORGANIZER

Laptop port, two utility drawers, six stationary vertical partitions, one stationary shelf
33 1/2W 9 1/4D 10 5/8H
(85 x 23 x 27 cm)

AVAILABLE IN BOARDWALK FINISH ONLY*

** Even though the secretary deck and base are available in painted finishes, the organizer is available in Boardwalk only.*



- 18 BOOKCASE

One puck light with touch switch, one adjustable wood framed glass shelf, one stationary shelf, one adjustable shelf, cord management openings, two drawers
38 1/8W 16D 78H (97 x 41 x 198 cm)



- 33 CURVED FRONT LATERAL FILE

Two file drawers with locks, anti-tilt mechanism, adjustable levelers
36W 23 5/16D 32 3/4H
(91 x 59 x 83 cm)



- 35 LATERAL FILE HUTCH

Fits over 33 Curved Front Lateral File only
Two antiqued glass doors, one puck light with touch switch and one adjustable wood framed glass shelf behind doors, three drawers, one adjustable shelf, one electrical outlet, cord management opening
37 3/4W 16 1/2D 50H
(96 x 42 x 127 cm)



- 43 COMPUTER FILE DESK

Laptop port in top, two pullout writing surfaces, center drop front keyboard drawer, cord management openings, three utility drawers, one file drawer with lock, one door, stationary shelf in kneespace area, adjustable glides

Behind door: one laminated adjustable shelf, power strip, cord management openings, ventilation cutouts in back panel
68W 24D 30H (173 x 61 x 76 cm)

- 45 COMPUTER HUTCH

Fits over 43 Computer File Desk only
One puck light with touch switch, one adjustable wood framed glass shelf, two antiqued glass doors, one adjustable wood framed glass shelf and one puck light behind each door, five drawers, one task light, four cord holes, one electrical outlet, cord management opening
69 3/4W 16 1/2D 53 5/16H
(177 x 42 x 135 cm)



- 27 LEFT BOOKCASE

Two adjustable shelves, one door, one adjustable shelf behind door, one drawer
18 3/16W 14 3/16D 76 1/2H
(46 x 36 x 194 cm)

- 28 RIGHT BOOKCASE

Two adjustable shelves, one door, one adjustable shelf behind door, one drawer
18 3/16W 14 3/16D 76 1/2H
(46 x 36 x 194 cm)

- 54 LARGE OPEN SHELF BRIDGE

Use with 44 Computer File Desk
Two vertical partitions, mounting bracket
60W 14 3/16D 13 3/4H
(152 x 36 x 35 cm)

- 44 COMPUTER FILE DESK


Laptop port and grommet in top, one drop front keyboard drawer
Left pedestal: one pullout writing surface, two utility drawers, one file drawer with lock
Right pedestal: one pullout writing surface, one utility drawer, one door
Behind door: one adjustable shelf, one electrical outlet, cutout back panel, cord management openings
60W 24D 30 3/8H (152 x 61 x 77 cm)

NOTE: Stanley Furniture may find it necessary to make changes to prices, colors, materials, equipment and specifications at any time or even discontinue certain items. We'll try not to, but our lawyers say we have to let you know that it could happen.

Stanley Furniture Company, Inc. • Stanleytown, VA 24168 • stanleyfurniture.com

FINISH OPTIONS

SEA GLASS. AMERICANA. PASTEL. The casual seascape-inspired upholstery fabric and style choices by Vanguard Furniture coordinate perfectly with the Coastal Living Collection. Five cottage sofa styles, each with matching loveseats, sleep sofas, chairs and ottomans, five accent chairs, three finishes, 22 carefully-selected fabrics. Endless possibilities.



Note: Contrasting Throw Pillows or Contrasting Welts may be selected from ANY of the fabrics offered in all three levels. Pricing will always be calculated from the price level of the Body Fabric selected.


LEVEL ONE FABRIC APPLICATION

Choose any of the following **Body Fabrics** for Level 1 pricing.



LEVEL TWO FABRIC APPLICATION

Choose any of the following **Body Fabrics** for Level 2 pricing.



LEVEL THREE FABRIC APPLICATION

Choose any of the following Sunbrella® **Body Fabrics** for Level 3 pricing.



sunbrella®

Stain Resistant. Fade Resistant. Beautiful.

- In most cases, Sunbrella can be spot cleaned by sponging with mild soap and warm water. Sunbrella air dries very quickly.
- For stubborn stains, add bleach to the soap and water solution, or use a fabric spot remover. Always rinse thoroughly and air dry.
- Removable cushion covers may be machine washed using cold water and mild soap, then air-dry.



**51273-CH
REGATTA CHAIR**
FINISH SHOWN: BOARDWALK
FABRIC SHOWN: HAMMOCK DUNE
ALL-OVER WELT: BERMUDA MOJITO
Overall: 30.5W 38.5D 42H
Inside: 22W 23D 20.5H
Arm height: 24.5
Seat height: 21.5
COM: 7.5 yards



**51273-OT
REGATTA OTTOMAN**
Overall: 24.5W 20.5D 19.5H
Inside: 27.5W 20D 18H
COM: 3.5 yards

**51277-CH
CALYPSO CHAIR**
FINISH SHOWN: SAND DOLLAR
FABRIC SHOWN: SEASIDE OCEAN
Overall: 27.5W 30.5D 39H
Inside: 27.5W 20D 18H
COM: 3 yards



**51277D-CH
CALYPSO SKIRTED CHAIR**
FABRIC SHOWN: TICKING MARINE
Overall: 27.5W 30.5D 39H
Inside: 27.5W 20D 18H
COM: 5 yards



**5220-CH
CAPTIVA CHAIR**
FINISH SHOWN: SAND DOLLAR
FABRIC SHOWN: CL GINGHAM SEA GLASS
Overall: 31W 35.5D 39.5H
Inside: 22W 22D 20H
COM: 7 yards

**5220-OT
CAPTIVA OTTOMAN**
FINISH SHOWN: SAND DOLLAR
FABRIC SHOWN: CL GINGHAM SEA GLASS
Overall: 28W 25D 18.5H
Inside: 22W 22D 20H
COM: 2.75 yards



**5382-CH
CAPE ANN CHAIR**
FINISH SHOWN: BOARDWALK
FABRIC SHOWN: SCALLOP SHELL
ALL-OVER WELT: BERMUDA TIDE POOL
Overall: 32W 36D 39H
Inside: 20.5W 22.5D 20H
COM: 7 yards

**5382-OT
CAPE ANN OTTOMAN**
Overall: 25W 19D 17.5H
COM: 1.75 yards

COM = Customer Own Material.
Required yardage for COM is listed with each item.



FABRIC: BERMUDA MOJITO / ALL-OVER WELT: COTTAGE COTTON / CONTRAST PILLOWS: MANGO STRIPE

**53353D-S
SEA COTTAGE SKIRTED SOFA**

Overall: 80W 35D 34.5H
Inside: 64W 22D 14.5H
COM: 23 yards

**53353D-SS
SEA COTTAGE SKIRTED
QUEEN SLEEP SOFA**

Overall: 82W 38D 34.5H
Inside: 64W 22D 14.5H
COM: 23 yards

**53353D-ES
SEA COTTAGE SKIRTED
EXTENDED SOFA**

Overall: 90W 35D 34.5H
Inside: 74W 22D 14.5H
COM: 27 yards

**53353D-LS
SEA COTTAGE SKIRTED LOVE SEAT**

Overall: 70W 35D 34.5H
Inside: 54W 22D 14.5H
COM: 19 yards



FABRIC: SEASIDE SEA GLASS / ALL-OVER WELT: SCUBA BLUE

**53353D-CH
SEA COTTAGE SKIRTED CHAIR**

Overall: 37W 35D 34.5H
Inside: 21W 22D 34.5H
COM: 12 yards

**53353D-OT
SEA COTTAGE SKIRTED OTTOMAN**

Overall: 28W 22D 18.5H
COM: 4 yards

SEA COTTAGE MUSLIN FRAME + SLIPCOVER COMBINATION

**MS5335-S
SEA COTTAGE SLIPCOVERED
SOFA**

Overall: 80W 35D 34.5H
Inside: 64W 22D 14.5H
COM: 26.5 yards

**MS5335-ES
SEA COTTAGE SLIPCOVERED
EXTENDED SOFA**

Overall: 90W 35D 34.5H
Inside: 74W 22D 14.5H
COM: 31 yards

**MS5335-CH
SEA COTTAGE SLIPCOVERED
CHAIR**

Overall: 37W 35D 34.5H
Inside: 21W 22D 34.5H
COM: 14 yards

**MS5335-SS
SEA COTTAGE SLIPCOVERED
QUEEN SLEEP SOFA**

Overall: 82W 35D 34.5H
Inside: 64W 22D 14.5H
COM: 26.5 yards

**MS5335-LS
SEA COTTAGE SLIPCOVERED
LOVESEAT**

Overall: 70W 35D 34.5H
Inside: 54W 22D 14.5H
COM: 22 yards

**MS5335-OT
SEA COTTAGE
SLIPCOVERED OTTOMAN**

Overall: 28W 22D 18.5H
COM: 5 yards

SEA COTTAGE SLIPCOVER ONLY

S53353-S
**SEA COTTAGE SLIPCOVER
 FOR SOFA**

COM: 26.5 yards

S53353-ES
**SEA COTTAGE SLIPCOVER
 FOR EXTENDED SOFA**

COM: 31 yards

S53353-CH
**SEA COTTAGE SLIPCOVER
 FOR CHAIR**

COM: 14 yards

S53353-SS
**SEA COTTAGE SLIPCOVER
 FOR QUEEN SLEEP SOFA**

COM: 26.5 yards

S53353-LS
**SEA COTTAGE SLIPCOVER
 FOR LOVESEAT**

COM: 22 yards

S53353-OT
**SEA COTTAGE SLIPCOVER
 FOR OTTOMAN**

COM: 5 yards



FINISH: SAND DOLLAR / FABRIC: BERMUDA INDIGO / ALL-OVER WELT: TICKING MARINE
 CONTRAST PILLOWS: HAMMOCK ROPE

S53353-S
SEA COTTAGE SOFA

Overall: 80W 35D 34.5H
 Inside: 64W 22D 14.5H

COM: 21 yards

S53353-ES
SEA COTTAGE EXTENDED SOFA

Overall: 90W 35D 34.5H
 Inside: 74W 22D 14.5H

COM: 25 yards



FINISH: SAND DOLLAR / FABRIC: TICKING MARINE

S53353-CH
SEA COTTAGE CHAIR

Overall: 37W 35D 34.5H
 Inside: 21W 22D 34.5H

COM: 10.5 yards

S53353-SS
**SEA COTTAGE QUEEN
 SLEEP SOFA**

Overall: 82W 38D 34.5H
 Inside: 64W 22D 14.5H

COM: 21 yards

S53353-LS
SEA COTTAGE LOVE SEAT

Overall: 70W 35D 34.5H
 Inside: 54W 22D 14.5H

COM: 17 yards

S53353-OT
SEA COTTAGE OTTOMAN

Overall: 28W 22D 18.5H

COM: 2.5 yards

Arm height: 25 Seat height: 20
 Two 20" throw pillows are standard on all sofas and loveseats.



FABRIC: SCUBA BLUE

5600D-S

BAR HARBOR SKIRTED SOFA

Overall: 80W 38D 35H
Inside: 69W 22D 15.5H

COM: 21 yards

5600D-SS

BAR HARBOR QUEEN SLEEP SOFA

Overall: 80W 38D 35H
Inside: 69W 22D 15.5H

COM: 21 yards

5600D-MS

BAR HARBOR SKIRTED MID SOFA

Overall: 70W 38D 35H
Inside: 59.5W 22D 15.5H

COM: 18.75 yards

5600D-CH

BAR HARBOR SKIRTED CHAIR

Overall: 33W 38D 35H
Inside: 22W 22D 15.5H

COM: 9.75 yards

5600D-ES

BAR HARBOR SKIRTED EXTENDED SOFA

Overall: 90W 38D 35H
Inside: 79W 22D 15.5H

COM: 25 yards

5600D-LS

BAR HARBOR SKIRTED LOVESEAT

Overall: 57W 38D 35H
Inside: 46W 22D 15.5H

COM: 17 yards

5600D-OT

BAR HARBOR SKIRTED OTTOMAN

Overall: 29W 23D 19H

COM: 4.25 yards

BAR HARBOR MUSLIN FRAME + SLIPCOVER COMBINATION

MS5600-S

BAR HARBOR SLIPCOVERED SOFA

Overall: 80W 38D 35H
Inside: 69W 22D 15.5H

COM: 24 yards

MS5600-ES

BAR HARBOR SLIPCOVERED EXTENDED SOFA

Overall: 90W 38D 35H
Inside: 79W 22D 15.5H

COM: 29 yards

MS5600-LS

BAR HARBOR SLIPCOVERED LOVESEAT

Overall: 57W 38D 35H
Inside: 46W 22D 15.5H

COM: 20 yards

MS5600-SS

BAR HARBOR SLIPCOVERED QUEEN SLEEP SOFA

Overall: 80W 38D 35H
Inside: 69W 22D 15.5H

COM: 24 yards

MS5600-MS

BAR HARBOR SLIPCOVERED MID SOFA

Overall: 70W 38D 35H
Inside: 59.5W 22D 15.5H

COM: 22 yards

MS5600-OT

BAR HARBOR SLIPCOVERED OTTOMAN

Overall: 29W 23D 19H

COM: 5 yards



FABRIC: SUMMER SHERBET
ALL-OVER WELT: COTTAGE COTTON

MS5600-CH

BAR HARBOR SLIPCOVERED CHAIR

Overall: 36W 38D 35H
Inside: 24W 22D 15.5H

COM: 11 yards

BAR HARBOR SLIPCOVER ONLY

S5600-S
BAR HARBOR SLIPCOVER
FOR SOFA

COM: 24 yards

S5600-MS
BAR HARBOR SLIPCOVER
FOR MID SOFA

COM: 22 yards

S5600-LS
BAR HARBOR SLIPCOVER
FOR LOVESEAT

COM: 20 yards

S5600-OT
BAR HARBOR SLIPCOVER
FOR OTTOMAN

COM: 5 yards

S5600-SS
BAR HARBOR SLIPCOVER
FOR QUEEN SLEEP SOFA

COM: 24 yards

S5600-ES
BAR HARBOR SLIPCOVER
FOR EXTENDED SOFA

COM: 29 yards

S5600-CH
BAR HARBOR SLIPCOVER
FOR CHAIR

COM: 11 yards



S5600-LS
BAR HARBOR LOVESEAT

Overall: 57W 38D 35H
 Inside: 46W 22D 15.5H

COM: 16 yards

FINISH: BOARDWALK / FABRIC: COTTAGE COTTON / ALL-OVER WELT: SUMMER HARBOR NIGHT
 CONTRAST PILLOWS: CL GINGHAM NAVY WITH SUMMER HARBOR NIGHT WELT

S5600-S
BAR HARBOR SOFA

Overall: 80W 38D 35H
 Inside: 69W 22D 15.5H

COM: 19 yards

S5600-ES
BAR HARBOR EXTENDED SOFA

Overall: 90W 38D 35H
 Inside: 79W 22D 15.5H

COM: 23 yards

S5600-CH
BAR HARBOR CHAIR

Overall: 33W 38D 35H
 Inside: 22W 22D 15.5H

COM: 9 yards

S5600-SS
BAR HARBOR QUEEN SLEEP SOFA

Overall: 80W 38D 35H
 Inside: 69W 22D 15.5H

COM: 19 yards

S5600-MS
BAR HARBOR MID SOFA

Overall: 70W 38D 35H
 Inside: 59.5W 22D 15.5H

COM: 17.5 yards

S5600-OT
BAR HARBOR OTTOMAN

Overall: 29W 23D 19H

COM: 3.5 yards

Arm height: 26 Seat height: 20
 Two 20" throw pillows are standard on all sofas and loveseats.



Printed on FSC certified paper.



Dream of the coast?

Do it from the comfort of your Summerhouse Bed.

Inspired by iconic beach house shutters, the Coastal Living™ Summerhouse Bed invites lazy seaside mornings where your only worry is which swimsuit to wear. Explore the entire collection in all its colorful options for any room of your home and find your local retailer at stanleycoastalliving.com.

Stanley
FURNITURE
stanleycoastalliving.com