

THE CLASSICS



Stanley
FURNITURE

Traditional styling, eclectically mixed

THE CLASSICS



WHAT IS “CLASSIC”?

It’s enduring. Timeless. Iconic. Whether it’s a film or a song, a painting or a pastime, jewelry or a pair of jeans, a classic never dies. It feels as relevant today as it did when it was brand new.

Classic is aspirational. It sets the standard that everyone follows. Think Bogie, Jackie, Ella. Or Ol’ Blue Eyes himself.

“Classic” is both old and new. Entirely original and comfortably familiar. It is, at the same time, subtle and larger than life. It stands alone, yet pairs effortlessly with almost anything.

So it is with The Classics by Stanley Furniture—bedroom collections that epitomize the unique style and universal appeal of simple, statement-making design that never goes out of style.

Offered in five mix-and-match finishes in each style, The Classics allow you to create an enduring sanctuary that reflects your signature look. Shouldn’t the most personal space in your home be the one that’s uniquely you?

Where traditional gets heavy, The Classics are simple. Where traditional limits, The Classics set free. The Classics are scaled for any space.







Great design is the *foundation for every classic.*

The Classics feature three time-honored, easily identifiable styles that are as relevant today as they were when first created: Louis Philippe, British Colonial and American Traditional. We chose these distinct looks not only for individual design strength, but because they work well together, complementing and enhancing today's classic décor.

MIX-AND-MATCH FINISHES

Every piece in The Classics comes in your choice of five beautiful finishes with light distressing and medium sheen, walking the perfect line between elegant and casual.

For the cherry finishes, a dry brushing technique is used around the edges of drawers, tops, posts and bases. In addition, a burnishing technique with a hand-applied darker stain is used on the edges of all drawer fronts.

The Antiqued Pearl and Weathered Ebony finishes employ a rub-through technique which allows the woodtone finish underneath to show through the paint.


Choose a single finish family or mix and match finishes for a more eclectic look.



COLONIAL CHERRY



AMERICAN CHERRY



HERITAGE CHERRY



ANTIQUED PEARL




WEATHERED EBONY



LOUIS PHILIPPE

One of the most enduring and popular styles in America finds its roots—ironically—traced to the reign of the last French King. Grace and simple elegance epitomize Louis Philippe style, as well as these telltale design cues:

- graceful shaping and balanced scale from top to bottom
- cabriole legs
- key escutcheon hardware



BRITISH COLONIAL

As the British Empire pushed around the globe, traditional English design mixed with local craftsmanship to create a look that speaks of far-flung adventure and worldly sophistication.

It's well-traveled panache invites

you to explore your design boundaries.

- beautifully turned posts
- generously scaled turned legs
- turned bun feet



AMERICAN TRADITIONAL

A melting pot of styles from traditional European design to the straight practical lines of Shaker furniture, American Traditional has a distinct place in today's eclectic homes. It's a style that seems both contemporary and traditional at the same time, allowing you to create a look that's distinctly yours.

- tapered Shaker-style legs
- substantial bracket bases





French grace and elegance
comes down to earth.

In mid-19th century France, change was brewing. The reign of King Louis Philippe, nicknamed “The Citizen King,” cast off the opulence and ostentation of previous monarchies and ruled in a simpler, less pretentious fashion. Likewise, the furniture of that period took on a cleaner more quietly elegant style. Today, Louis Philippe design continues to feature the simple rounded lines and graceful curves of this classic style.

From marble-topped side tables to the elegant sweep of a sleigh bed to the clean lines of an armoire, Louis Philippe style moves effortlessly between traditional and contemporary interiors. In the absence of heavy carving and gilded finishes of other European styles, the beauty of the wood itself begins to take center stage. Highlighted by any of The Classics five exquisite finishes, your Louis Philippe pieces are sure to give any room a certain *je ne sais quoi*.

924-23-55
LOW PROFILE SLEIGH BED

FINISH: ANTIQUED PEARL
(details p. 41)

924-43-09
ROUND CHAIRSIDE TABLE

FINISH: HERITAGE CHERRY
(details p. 41)







924-83-45
PANEL BED

FINISH: WEATHERED EBONY
(details p. 41)

924-43-72
BED END BENCH

FINISH: HERITAGE CHERRY
(details p. 41)

924-43-16
BACHELOR'S CHEST

FINISH: HERITAGE CHERRY
(details p. 41)

924-43-116
LAY ON MARBLE TOP


(details p. 41)

924-43-05
DRESSER (inset above)

FINISH: HERITAGE CHERRY
(details p. 40)

924-43-32
LANDSCAPE MIRROR

FINISH: HERITAGE CHERRY
(details p. 40)



924-63-07
HIGH DRESSER

FINISH: AMERICAN CHERRY
 (details p. 40)

924-63-30
VERTICAL MIRROR

FINISH: AMERICAN CHERRY
 (details p. 40)

924-43-15
MIRRORED DOOR WARDROBE

FINISH: HERITAGE CHERRY
 (details p. 40)



924-13-07
HIGH DRESSER

FINISH: COLONIAL CHERRY
(details p. 40)

924-13-34
TILT MIRROR

FINISH: COLONIAL CHERRY
(details p. 40)

924-43-16
BACHELOR'S CHEST

FINISH: HERITAGE CHERRY
(details p. 41)

924-43-116
LAY ON MARBLE TOP

(details p. 41)



HIDDEN DETAILS

- A Felt-lined drawers concealed within top molding provide extra storage.
- B Bachelor's Chest under cabinet lighting goes from subtle to dramatic with high-low touch switch.
- C Keep treasures safely concealed within felt-lined top-rail drawers.
- D Felt-lined "slipper drawer" hidden in base molding.







924-63-52
SLEIGH BED

FINISH: AMERICAN CHERRY
(details p. 41)

924-13-80
NIGHT STAND

FINISH: COLONIAL CHERRY
(details p. 41)

924-13-12
DOOR CHEST

FINISH: COLONIAL CHERRY
(details p. 40)



924-13-45
PANEL BED

FINISH: COLONIAL CHERRY
(details p. 41)

924-43-16
BACHELOR'S CHEST

FINISH: HERITAGE CHERRY
(details p. 41)

924-23-36
FLOOR MIRROR

FINISH: ANTIQUED PEARL
(details p. 40)

924-43-08
WRITING DESK

FINISH: HERITAGE CHERRY
(details p. 40)

924-43-38
**VANITY/WRITING DESK
MIRROR**

FINISH: HERITAGE CHERRY
(details p. 40)

924-43-10
CHEST (inset photo)

FINISH: HERITAGE CHERRY
(details p. 40)









924-23-55
LOW PROFILE SLEIGH BED

FINISH: ANTIQUED PEARL
(details p. 41)

924-43-09
ROUND CHAIRSIDE TABLE

FINISH: HERITAGE CHERRY
(details p. 41)

924-23-36
FLOOR MIRROR

FINISH: ANTIQUED PEARL
(details p. 40)

924-83-01
ENTERTAINMENT CHEST

FINISH: WEATHERED EBONY
(details p. 40)

998-13-49
TALL POSTER BED

FINISH: COLONIAL CHERRY
(details p. 43)

998-23-82
**ROUND PEDESTAL
NIGHT TABLE**

FINISH: ANTIQUED PEARL
(details p. 42)



At the height of British colonialism, a time when “the sun never set on the British Empire,” adventuresome Brits ventured to the far corners of the earth to serve her majesty the Queen or to capitalize on opportunities in India, Africa, the Far East and the Caribbean.

Travel differed greatly from today. Instead of credit cards and carry-ons, Victorian Era travelers packed their steamer trunks, china tea sets and crates of furniture. In their new environments they sought to recreate the “civilized” lives they had left behind, but over time, traditional English styling began to take on more of the look of their adopted nations. Pieces became lighter and more portable, designed to do double duty by morphing from trunk to portable writing desk or table.

It became fashionable for interiors to sport collections of exotic objects from around the globe, a trend that continues to this day. British Colonial style, with its eclectic mix of worldly influences, is as comfortable in America today as it was in the West Indies in the 1800s.

Worldly. Sophisticated.
With a dash of adventure.

British Colonial







998-13-50
TALL POSTER BED
FINISH: COLONIAL CHERRY
(details p. 43)

998-23-82
ROUND PEDESTAL NIGHT TABLE
FINISH: ANTIQUED PEARL
(details p. 42)

998-63-72
BED END BENCH
FINISH: AMERICAN CHERRY
(details p. 43)

998-13-06
DRESSER
FINISH: COLONIAL CHERRY
(details p. 42)

998-13-31
RECTANGULAR MIRROR
FINISH: COLONIAL CHERRY
(details p. 42)



998-13-06
DRESSER

FINISH: COLONIAL CHERRY
(details p. 42)

998-13-31
RECTANGULAR MIRROR

FINISH: COLONIAL CHERRY
(details p. 42)



998-13-09
ROUND CHAIRSIDE TABLE
FINISH: COLONIAL CHERRY
(details p. 42)

998-23-36
FLOOR MIRROR
FINISH: ANTIQUED PEARL
(details p. 42)

998-13-16
BACHELOR'S CHEST
FINISH: COLONIAL CHERRY
(details p. 42)



A



HIDDEN DETAILS

- A Change under cabinet light from subtle nightlight to dramatic ambient light with a flick of the hidden high-low touch switch.
- B Discreet recharging station with built-in electrical outlet in top drawer of Bachelor's Chest.
- C Felt-lined "slipper drawer" concealed in base molding.

B



C



998-23-47
POSTER BED

FINISH: ANTIQUED PEARL
(details p. 43)

998-13-08
WRITING DESK

FINISH: COLONIAL CHERRY
(details p. 42)

998-13-38
**VANITY/WRITING DESK
MIRROR**

FINISH: COLONIAL CHERRY
(details p. 42)

998-83-16
BACHELOR'S CHEST

FINISH: WEATHERED EBONY
(details p. 42)







998-63-12
DOOR CHEST

FINISH: AMERICAN CHERRY
(details p. 42)



998-43-10
DRAWER CHEST

FINISH: HERITAGE CHERRY
(details p. 42)



998-43-01
**ENTERTAINMENT
CHEST**
FINISH: HERITAGE CHERRY
(details p. 42)

HIDDEN DETAILS

Entertainment Chest
drawers contain track
inserts for convenient
cd and dvd storage.



998-43-54
SLEIGH BED

FINISH: HERITAGE CHERRY
(details p. 43)

998-43-82
**ROUND PEDESTAL
NIGHT TABLE**

FINISH: HERITAGE CHERRY
(details p. 42)

998-83-04
SINGLE DRESSER

FINISH: WEATHERED EBONY
(details p. 42)

998-83-34
TILT MIRROR

FINISH: WEATHERED EBONY
(details p. 42)







Much like British Colonial furniture, American Traditional has its roots in classic English and European design. And like its British counterparts, it became simplified and more practical in its design through the years, incorporating the stew of America's multi-cultural influences.

With its newly won independence from Britain, America's Federal period used emblems of national pride like the eagle in its Victorian-style furniture. The Shakers, a strict Christian sect in the 18th and 19th centuries, reflected their ideals of simple living, hard work and devotion to God in their sparse, clean, craftsmanship. Mission style traces its roots to a single chair in a San Francisco church blending its strong horizontal and vertical lines with Arts and Crafts designs.

By borrowing the best from the past, American Traditional continues to endure today, creating a new tradition of timeless, classic style for any home.

947-43-12
DOOR CHEST
FINISH: HERITAGE CHERRY
(details p. 44)

A melting pot of
*Shaker, Mission and
Victorian design.*

American Traditional





HIDDEN DETAILS

- A Change under cabinet light from subtle nightlight to dramatic ambient light with a flick of the hidden high-low touch switch.
- B Discreet recharging station with built-in electrical outlet in top drawer of Bachelor's Chest.
- C Felt-lined "slipper drawer" concealed in base molding.





947-63-12
DOOR CHEST

FINISH: AMERICAN CHERRY
(details p. 44)

947-43-45
PANEL BED


FINISH: HERITAGE CHERRY
(details p. 45)

947-83-16
BACHELOR'S CHEST

FINISH: WEATHERED EBONY
(details p. 45)



HIDDEN DETAILS



Felt-lined center drawers in High Dresser pamper your valuables.



947-23-47
POSTER BED
FINISH: ANTIQUED PEARL
(details p. 45)

947-43-72
BED END BENCH
FINISH: HERITAGE CHERRY
(details p. 45)

947-43-81
NIGHT STAND
FINISH: HERITAGE CHERRY
(details p. 45)

947-43-04
HIGH DRESSER
FINISH: HERITAGE CHERRY
(details p. 44)

947-43-34
TILT MIRROR
FINISH: HERITAGE CHERRY
(details p. 44)



947-83-08
WRITING DESK

FINISH: WEATHERED EBONY
(details p. 44)

947-83-38
**VANITY/WRITING DESK
MIRROR**

FINISH: WEATHERED EBONY
(details p. 44)



947-63-05
DRESSER

FINISH: AMERICAN CHERRY
(details p. 44)

947-63-32
LANDSCAPE MIRROR

FINISH: AMERICAN CHERRY
(details p. 44)




947-13-36
FLOOR MIRROR

FINISH: COLONIAL CHERRY
(details p. 44)

947-83-10
CHEST

FINISH: WEATHERED EBONY
(details p. 44)



HIDDEN DETAILS

- A Entertainment Chest drawers contain track inserts for convenient cd and dvd storage.
- B Discreet recharging station with built-in electrical outlet in top drawer of Night Stand.

947-43-09
OVAL CHAIRSIDE TABLE
FINISH: HERITAGE CHERRY
(details p. 44)

947-13-01
ENTERTAINMENT CHEST
FINISH: COLONIAL CHERRY
(details p. 44)



947-13-36
FLOOR MIRROR
FINISH: COLONIAL CHERRY
(details p. 44)

947-63-45
PANEL BED
FINISH: AMERICAN CHERRY
(details p. 45)

947-13-80
NIGHT STAND
FINISH: COLONIAL CHERRY
(details p. 45)



924-13 Colonial Cherry / 924-43 Heritage Cherry / 924-63 American Cherry
924-23 Antiqued Pearl / 924-83 Weathered Ebony

All Louis Philippe items are made of cherry and select hardwood solids;
cherry veneers; simulated wood components on select items.



- 01 ENTERTAINMENT CHEST

Two drawers with felt liners under top molding, one drop front drawer with glass panel option, three utility drawers, cord management openings with grommet and air vents, two media storage trays. Drop front drawer has electrical outlets
46 1/16W 18 1/2D 40 7/16H
(117 x 47 x 103 cm)



- 05 DRESSER

Two drawers with felt liners under top molding, six utility drawers
68W 20D 42 3/16H (173 x 51 x 107 cm)



- 07 HIGH DRESSER

Two drawers with felt liners under top molding, nine utility drawers
58 1/16W 20D 46 9/16H (147 x 51 x 118 cm)



- 08 WRITING DESK

Grommet and hole in top, one utility drawer with pencil tray, electrical outlets, cord management clips
50W 26D 30H (127 x 66 x 76 cm)



- 10 CHEST

One drawer with felt liner under top molding, five utility drawers
44W 20D 59 5/8H (112 x 51 x 151 cm)



- 12 DOOR CHEST

Two doors open 270°, four drawers
Behind doors: one adjustable shelf, two shirt partitions, one stationary shelf, one electrical outlet, one cord hole, open area for component storage, one tray drawer
TV area: 41 1/2W 15 1/4D 28 5/8H
(105 x 39 x 73 cm)
Overall: 47 1/2W 19 15/16D 75H
(121 x 51 x 191 cm)



- 15 MIRRORED DOOR WARDROBE

One door with beveled mirror opens 180°, two adjustable shelves, two drawers
38W 19 15/16D 79H
(97 x 51 x 201 cm)



- 30 VERTICAL MIRROR

Beveled plate: 28 1/2W 34 3/4H
(72 x 88 cm)
Overall: 34 3/4W 41H (88 x 104 cm)



- 32 LANDSCAPE MIRROR

Beveled plate: 29 1/4W 34 1/8H
(74 x 87 cm)
Overall: 44W 41H (112 x 104 cm)



- 34 TILT MIRROR

Beveled plate: 30 1/4W 25 1/8H
(77 x 64 cm)
Overall: 42W 5 1/2D 33 1/2H
(107 x 14 x 85 cm)



- 36 FLOOR MIRROR

Beveled plate: 32 5/8W 68 5/8H
(83 x 174 cm)
Overall: 40W 76H (102 x 193 cm)



- 38 VANITY/WRITING DESK MIRROR

Plate: 25 1/4W 13 3/8H (64 x 34 cm)
Finished back
Overall: 33W 5D 18 1/2H (84 x 13 x 47 cm)



- 40 PANEL BED

5/0 QUEEN

Consists of:

- 140 Panel Headboard, 5/0
Bored for metal frame

68W 60H (173 x 152 cm)

- 240 Panel Footboard, 5/0

68W 27H (173 x 69 cm)

- 51 Pair Wood Rails, 5/0-6/6

Three slats, three center feet

7 7/8H 82L (20 x 208 cm)

Bottom of side rail to floor: 9H (23 cm)

Overall: 68W 60H 87 11/16L

(173 x 152 x 223 cm)

- 45 PANEL BED

6/6 KING

Consists of:

- 145 PANEL HEADBOARD, 6/0-6/6

Bored for metal frame

83 3/4W 60H (213 x 152 cm)

- 245 PANEL FOOTBOARD, 6/6

83 3/4W 27H (213 x 69 cm)

- 51 PAIR WOOD RAILS, 5/0-6/6

Three slats, three center feet

7 7/8H 82L (20 x 208 cm)

Bottom of side rail to floor: 9H (23 cm)

Overall: 83 3/4W 60H 87 11/16L

(213 x 152 x 223 cm)

- 46 PANEL BED

6/0 CALIFORNIA KING

Consists of:

- 145 Panel Headboard, 6/0-6/6

Bored for metal frame

83 3/4W 60H (213 x 152 cm)

- 246 Panel Footboard, 6/0

79 3/4W 27H (203 x 69 cm)

- 58 Pair Wood Rails, 6/0

Three slats, three center feet

7 7/8H 86L (20 x 218 cm)

Bottom of side rail to floor: 9H (23 cm)

Overall: 83 3/4W 60H 91 7/8L

(213 x 152 x 233 cm)



- 72 BED END BENCH

Seat cushion with Waltham Softened fabric

54 3/8W 17 7/8D 19 15/16H

(138 x 45 x 51 cm)



- 52 SLEIGH BED

5/0 QUEEN

Consists of:

- 152 Sleigh Headboard, 5/0

67 1/8W 58H (170 x 147 cm)

- 252 Sleigh Footboard, 5/0

67 1/8W 33 1/8H (170 x 84 cm)

- 352 Pair Sleigh Bed Rails, 5/0 (Bolt)

Three slats, three center feet

13 7/8H 74 1/2L (35 x 189 cm)

Bottom of side rail to floor: 2 5/8H (7 cm)

Overall: 67 1/8W 58H 95 3/16L

(170 x 147 x 242 cm)

- 54 SLEIGH BED

6/6 KING

Consists of:

- 154 Sleigh Headboard, 6/6

82 7/8W 58H (211 x 147 cm)

- 254 Sleigh Footboard, 6/6

82 7/8W 33 1/8H (211 x 84 cm)

- 354 Pair Sleigh Bed Rails, 6/6 (Bolt)

Three slats, three center feet

13 7/8H 74 1/2L (35 x 189 cm)

Bottom of side rail to floor: 2 5/8H (7 cm)

Overall: 82 7/8W 58H 95 3/16L

(211 x 147 x 242 cm)



- 09 ROUND CHAIRSIDE TABLE

22 Diameter 26H (56 x 66 cm)



- 16 BACHELOR'S CHEST

One drawer with felt liner under top molding, three utility drawers, one slipper drawer with felt liner in base molding, floor light with touch switch

36W 19D 35 1/4H (91 x 48 x 90 cm)



- 116 LAY ON MARBLE TOP

Use with -16 Bachelor's Chest



- 55 LOW PROFILE SLEIGH BED

5/0 QUEEN

Consists of:

- 152 Sleigh Headboard, 5/0

67 1/8W 58H (170 x 147 cm)

- 255 Low Profile Sleigh Footboard, 5/0

67 1/8W 17H (170 x 43 cm)

- 352 Pair Sleigh Bed Rails, 5/0 (Bolt)

Three slats, three center feet

13 7/8H 74 1/2L (35 x 189 cm)

Bottom of side rail to floor: 2 5/8H (7 cm)

Overall: 67 1/8W 58H 93 5/16L

(170 x 147 x 237 cm)

- 57 LOW PROFILE SLEIGH BED

6/6 KING

Consists of:

- 154 Sleigh Headboard, 6/6

82 7/8W 58H (211 x 147 cm)

- 257 Low Profile Sleigh Footboard, 6/6

82 7/8W 17H (211 x 43 cm)

- 354 Pair Sleigh Bed Rails, 6/6 (Bolt)

Three slats, three center feet

13 7/8H 74 1/2L (35 x 189 cm)

Bottom of side rail to floor: 2 5/8H (7 cm)

Overall: 82 7/8W 58H 93 5/16L

(211 x 147 x 237 cm)

- 56 LOW PROFILE SLEIGH BED

6/0 CALIFORNIA KING

Consists of:

- 153 Sleigh Headboard, 6/0

78 7/8W 58H (200 x 147 cm)

- 256 Low Profile Sleigh Footboard, 6/0

78 7/8W 33 1/8H (200 x 84 cm)

- 353 Pair Sleigh Bed Rails, 6/0 (Bolt)

Three slats, three center feet

13 7/8H 78 1/2L (35 x 199 cm)

Bottom of side rail to floor: 2 5/8H (7 cm)

Overall: 78 7/8W 58H 99 3/16L

(200 x 147 x 252 cm)



- 80 NIGHT STAND

One drawer with felt liner under top molding, two utility drawers

28 1/2W 18D 29 13/16H

(72 x 46 x 76 cm)



998-13 Colonial Cherry / 998-43 Heritage Cherry / 998-63 American Cherry
998-23 Antiqued Pearl / 998-83 Weathered Ebony

All British Colonial items are made of cherry and select hardwood solids;
cherry veneers; simulated wood components on select items.



- 01 ENTERTAINMENT CHEST

One drop front drawer has glass panel option, electrical outlets. Three utility drawers, cord management openings with grommet and air vents, two media storage trays
44 15/16W 18D 39 9/16H
(114 x 46 x 100 cm)



- 10 DRAWER CHEST

Six drawers
44W 20D 56 15/16H (112 x 51 x 145 cm)



- 16 BACHELOR'S CHEST

Four drawers, one electrical outlet, slipper drawer in bottom, floor light with touch switch
36 1/4W 19 1/8D 34 15/16H
(92 x 49 x 89 cm)



- 31 RECTANGULAR MIRROR

Beveled plate 37 3/4W 27 3/4H
(96 x 70 cm)
Overall: 44W 34H (112 x 86 cm)



center drop front drawer

- 04 SINGLE DRESSER

Eight drawers, top center drawer has drop front, felt liner in top left and right drawers
48W 20D 49 15/16H (122 x 51 x 127 cm)



- 12 DOOR CHEST

Two doors open 270°, three drawers. Behind doors: two adjustable shelves, two removable shirt partitions, one tray drawer, open area for DVD player, one cord hole, one electrical outlet
TV area: 44 5/8W 32 7/16D 18 3/16H
(113 x 82 x 46 cm)
Overall: 52 3/16W 24 1/8D 78 1/2H
(133 x 61 x 199 cm)



- 34 TILT MIRROR

Beveled plate: 30 1/4W 25 1/8H
(77 x 64 cm)
Overall: 42W 5 1/2D 33 1/2H
(107 x 14 x 85 cm)



- 06 DRESSER

Nine drawers, lock in top center drawer, felt liner in top left drawer
68W 20D 44 15/16H (173 x 51 x 114 cm)



- 09 ROUND CHAIRSIDE TABLE

22 Diameter 26H (56 x 66 cm)



- 36 FLOOR MIRROR

Beveled plate: 32 5/8W 68 5/8H
(83 x 174 cm)
Overall: 40W 76H (102 x 193 cm)



- 08 WRITING DESK

Cord opening and grommet in top, one utility drawer with pencil tray, electrical outlets, cord management clips, casters
50W 26D 30H (127 x 66 x 76 cm)



- 82 ROUND PEDESTAL NIGHT TABLE

30 Diameter 29 1/16H (76 x 74 cm)



- 38 VANITY/WRITING DESK MIRROR

Plate 25 1/4W 13 3/8H (64 x 34 cm)
Finished back
Overall: 33W 5D 18 1/2H
(84 x 13 x 47 cm)



- 44 TALL POSTER BED

5/0 QUEEN

Consists of:

- 142 Poster Headboard, 5/0
Bored for metal frame
67 1/2W 89 5/8H (171 x 228 cm)
- 242 Low Post Footboard, 5/0
69 13/16W 36 9/16H (177 x 93 cm)
- 51 Pair Wood Rails, 5/0-6/6
8 3/16H 82L (21 x 208 cm)
- 344 Post Kit
Converts footboard to tall post
53 1/16H (135 cm)

Bottom of side rail to floor: 7 11/16H (20 cm)

Overall: 69 13/16W 89 5/8H 93 3/16L
(177 x 228 x 237 cm)

- 49 TALL POSTER BED

6/6 KING

Consists of:

- 147 Poster Headboard, 6/0-6/6
Bored for metal frame
79 15/16W 89 5/8H (203 x 228 cm)
- 247 Low Post Footboard, 6/6
79 15/16W 36 9/16H (203 x 93 cm)
- 51 Pair Wood Rails, 5/0-6/6
8 3/16H 82L (21 x 208 cm)
- 344 Post Kit
Converts footboard to tall post
53 1/16H (135 cm)

Bottom of side rail to floor: 7 11/16H (20 cm)

Overall: 79 15/16W 89 5/8H 93 3/16L
(203 x 228 x 237 cm)

- 50 TALL POSTER BED

6/0 CALIFORNIA KING

Consists of:

- 147 Poster Headboard, 6/0-6/6
Bored for metal frame
79 15/16W 89 5/8H (203 x 228 cm)
- 248 Low Post Footboard, 6/0
77 11/16W 36 9/16H (197 x 93 cm)
- 58 Pair Wood Rails, 6/0
Three slats, three center feet
9H 86L (23 x 218 cm)
- 344 Post Kit
Converts footboard to tall post
53 1/16H (135 cm)

Bottom of side rail to floor: 7 11/16H (20 cm)

Overall: 79 15/16W 89 5/8H 97 3/16L
(203 x 228 x 247 cm)



- 42 POSTER BED

5/0 QUEEN

Consists of:

- 142 Poster Headboard, 5/0
Bored for metal frame
67 1/2W 89 5/8H (171 x 228 cm)
- 242 Low Post Footboard, 5/0
69 13/16W 36 9/16H (177 x 93 cm)
- 51 Pair Wood Rails, 5/0-6/6
8 3/16H 82L (21 x 208 cm)

Bottom of side rail to floor: 7 11/16H (20 cm)

Overall: 69 13/16W 89 5/8H 93 3/16L
(177 x 228 x 237 cm)

- 47 POSTER BED

6/6 KING

Consists of:

- 147 Poster Headboard, 6/0-6/6
Bored for metal frame
79 15/16W 89 5/8H (203 x 228 cm)
- 247 Low Post Footboard, 6/6
79 15/16W 36 9/16H (203 x 93 cm)
- 51 Pair Wood Rails, 5/0-6/6
8 3/16H 82L (21 x 208 cm)

Bottom of side rail to floor: 7 11/16H (20 cm)

Overall: 82 1/4W 89 5/8H 93 3/16L
(209 x 228 x 237 cm)

- 48 POSTER BED

6/0 CALIFORNIA KING

Consists of:

- 147 Poster Headboard, 6/0-6/6
Bored for metal frame
79 15/16W 89 5/8H (203 x 228 cm)
- 248 Low Post Footboard, 6/0
77 11/16W 36 9/16H (197 x 93 cm)
- 58 Pair Wood Rails, 6/0
Three slats, three center feet
9H 86L (23 x 218 cm)

Bottom of side rail to floor: 7 11/16H (20 cm)

Overall: 79 15/16W 89 5/8H 97 3/16L
(203 x 228 x 247 cm)



- 52 SLEIGH BED

5/0 QUEEN

Consists of:

- 152 Sleigh Headboard, 5/0
66 7/16W 53 1/2H (169 x 136 cm)
- 252 Sleigh Footboard, 5/0
66 7/16W 15 11/16H (169 x 40 cm)
- 352 Pair Sleigh Bed Rails, 5/0-6/6 (Hook)
Three slats, three center feet
8 3/16H 82L (21 x 208 cm)

Bottom of side rail to floor: 7 3/4H (20 cm)

Overall: 66 7/16W 53 7/16H 94 9/16L
(169 x 136 x 240 cm)

- 54 SLEIGH BED

6/6 KING

Consists of:

- 154 Sleigh Headboard, 6/6
82 1/2W 53 1/2H (210 x 136 cm)
- 254 Sleigh Footboard, 6/6
82 1/2W 16H (210 x 41 cm)
- 352 Pair Sleigh Bed Rails, 5/0-6/6 (Hook)
Three slats, three center feet
8 3/16H 82L (21 x 208 cm)

Bottom of side rail to floor: 7 3/4H (20 cm)

Overall: 82 1/2W 53 1/2H 94 1/16L
(210 x 136 x 239 cm)

- 53 SLEIGH BED

6/0 CALIFORNIA KING

Consists of:

- 153 Sleigh Headboard, 5/0
78 1/2W 53 1/2H (199 x 136 cm)
- 253 Sleigh Footboard, 6/0
78 1/2W 15 11/16H (199 x 40 cm)
- 353 Pair Sleigh Bed Rails, 6/0 (Hook)
Three slats, three center feet
8 3/16H 86L (21 x 218 cm)

Bottom of side rail to floor: 7 3/4H (20 cm)

Overall: 78 1/2W 53 7/16H 98 9/16L
(199 x 136 x 250 cm)



- 72 BED END BENCH

Seat cushion with Dhimasa Ivory fabric
56W 18 3/4D 19 1/2H (142 x 48 x 50 cm)



947-13 Colonial Cherry / 947-43 Heritage Cherry / 947-63 American Cherry
947-23 Antiqued Pearl / 947-83 Weathered Ebony

All American Traditional items are made of cherry and select hardwood solids; cherry veneers; simulated wood components on select items.



- 01 ENTERTAINMENT CHEST

One drop front drawer has glass panel option, electrical outlets. Four utility drawers, cord management openings with grommet and air vents, two media storage trays
44 7/16W 18D 40H
(113 x 46 x 102 cm)



- 04 HIGH DRESSER

Ten drawers, felt liner in top center drawers
55 15/16W 19D 46H (142 x 48 x 117 cm)



- 05 DRESSER

Ten drawers, felt liner in top left and right drawers
66 1/8W 19D 41 1/2H (168 x 48 x 105 cm)



- 08 WRITING DESK

Cord opening and grommet in top, one utility drawer with pencil tray, electrical outlets, cord management clips, one stationary shelf with cord opening and grommet
48W 24D 30H (122 x 61 x 76 cm)



- 09 OVAL CHAIRSIDE TABLE

One drawer, one stationary shelf
19W 27 1/2D 26H (48 x 70 x 66 cm)



- 10 CHEST

Nine drawers
44W 19D 54 1/2H (112 x 48 x 138 cm)



- 12 DOOR CHEST

Two doors open 270°, three drawers. Behind doors: two removable shirt partitions, two adjustable shelves, one electrical outlet, one cord hole, open area for DVD player, one tray drawer
TV area: 40W 15 11/16D 31 3/4H
(102 x 40 x 81 cm)
Overall: 46 3/4W 20D 72H
(119 x 51 x 183 cm)



- 32 LANDSCAPE MIRROR

Beveled plate: 35 1/2W 28 3/16H
(90 x 72 cm)
Overall: 46W 38H (117 x 97 cm)



- 34 TILT MIRROR

Beveled plate: 30 1/4W 25 1/8H
(77 x 64 cm)
Overall: 42W 5 1/2D 33 1/2H
(107 x 14 x 85 cm)



- 36 FLOOR MIRROR

Beveled plate: 32 5/8W 68 5/8H
(83 x 174 cm)
Overall: 40W 76H (102 x 193 cm)



- 38 VANITY/WRITING DESK MIRROR

Plate: 25 1/4W 13 3/8H (64 x 34 cm)
Finished back
Overall: 33W 5D 18 1/2H
(84 x 13 x 47 cm)



- 16 BACHELOR'S CHEST

Four drawers, one electrical outlet, one slipper drawer in bottom, floor light with touch switch

36 9/16W 19D 32 15/16H
(93 x 48 x 84 cm)



- 80 NIGHT STAND

Four drawers, one electrical outlet

29 9/16W 18D 30 3/4H
(75 x 46 x 78 cm)



- 81 NIGHT STAND

One drawer, one stationary shelf

28W 17 1/2D 30 1/2H (71 x 44 x 77 cm)



- 72 BED END BENCH

One stationary shelf, seat cushion with Rubino Taffy fabric

54W 17 1/2D 19 1/2H (137 x 44 x 50 cm)



- 40 PANEL BED

5/0 QUEEN

Consists of:

- 140 Panel Headboard, 5/0 Bored for metal frame 68 7/16W 64H (174 x 163 cm)
- 240 Panel Footboard, 5/0 68 3/8W 31H (174 x 79 cm)
- 51 Pair Wood Rails, 5/0-6/6 Three slats, three center feet 7 7/8H 82L (20 x 208 cm)

Bottom of side rail to floor: 9H (23 cm)

Overall: 68 7/16W 64H 87 1/2L (174 x 163 x 222 cm)

- 45 PANEL BED

6/6 KING

Consists of:

- 145 Panel Headboard, 6/0-6/6 Bored for metal frame 84 3/8W 64H (214 x 163 cm)
- 245 Panel Footboard, 6/6 84 1/8W 31H (214 x 79 cm)
- 51 Pair Wood Rails, 5/0-6/6 Three slats, three center feet 7 7/8H 82L (20 x 208 cm)

Bottom of side rail to floor: 9H (23 cm)

Overall: 84 3/8W 64H 87 1/2L (214 x 163 x 222 cm)

- 46 PANEL BED

6/0 CALIFORNIA KING

Consists of:

- 145 Panel Headboard, 6/0-6/6 Bored for metal frame 84 3/8W 64H (214 x 163 cm)
- 246 Panel Footboard, 6/0 80 1/8W 31H (204 x 79 cm)
- 58 Pair Wood Rails, 6/0 Three slats, three center feet 7 7/8H 86L (20 x 218 cm)

Bottom of side rail to floor: 9H (23 cm)

Overall: 84 3/4W 64H 91 1/2L (215 x 163 x 232 cm)



- 42 POSTER BED

5/0 QUEEN

Consists of:

- 142 Poster Headboard, 5/0 63 1/4W 66H (161 x 168 cm)
- 242 Poster Footboard, 5/0 63 1/4W 54H (161 x 137 cm)
- 51 Pair Wood Rails, 5/0-6/6 Three slats, three center feet 7 7/8H 82L (20 x 208 cm)

Bottom of side rail to floor: 9H (23 cm)

Overall: 63 1/4W 66H 89L (161 x 168 x 226 cm)

- 47 POSTER BED

6/6 KING

Consists of:

- 147 Poster Headboard, 6/0-6/6 79W 66H (201 x 168 cm)
- 247 Poster Footboard, 6/6 79W 54H (201 x 137 cm)
- 51 Pair Wood Rails, 5/0-6/6 Three slats, three center feet 7 7/8H 82L (20 x 208 cm)

Bottom of side rail to floor: 9H (23 cm)

Overall: 79W 66H 89L (201 x 168 x 226 cm)

- 48 POSTER BED

6/0 CALIFORNIA KING

Consists of:

- 147 Poster Headboard, 6/0-6/6 79W 66H (201 x 168 cm)
- 248 Poster Footboard, 6/0 75W 54H (191 x 137 cm)
- 58 Pair Wood Rails, 6/0 Three slats, three center feet 7 7/8H 86L (20 x 218 cm)

Bottom of side rail to floor: 9H (23 cm)

Overall: 79W 66H 93L (201 x 168 x 236 cm)

NOTE: Stanley Furniture may find it necessary to make changes to prices, colors, materials, equipment and specifications at any time or even discontinue certain items. We'll try not to, but our lawyers say we have to let you know that it could happen.

Stanley Furniture Company, Inc. • Stanleystown, VA 24168 • stanleyfurniture.com

Our World. Made Better.

SETTING THE STANDARD IN AMERICAN MANUFACTURING.

At Stanley Furniture, we strive to positively impact the lives and futures of our customers, associates, shareholders, partners and planet. We view it as our responsibility as a global citizen and as a believer in the power of American manufacturing.

Together with our youth furniture line, Young America, Stanley Furniture works daily to achieve our mission at every level. Long before green was the new black, and always with a commitment to American-made quality and craftsmanship, Stanley Furniture built its reputation as an industry leader by implementing measurable, actionable strategies for social, environmental and community sustainability.

We are proud of the steps we've already taken and are ready to openly share our history, progress and plans with you. From our factories in North Carolina and Virginia to our customers, associates and partners, Stanley Furniture remains committed to delivering sustainable solutions. For more information, visit OurWorldMadeBetter.com

Environmental Sustainability

We see environmental sustainability as an extension of our global citizenship mission. So it's not just about reducing our impact on the



WASTE REDUCTION

Stanley Furniture strives to use—and reuse—all of the wood we purchase. Processed wood that can't be reused is combusted to provide a clean, renewable energy resource.

CARBON FOOTPRINT

Our carbon footprint has never been smaller. We primarily combust clean, dry wood for energy, dramatically reducing our need for coal, natural gas and fuel oil. This greatly reduces the production of greenhouse gases that contribute to global warming.

TIMBER SOURCING

We source lumber locally, from regional forests that practice sustainable harvesting principles. These forests replenish at least two trees for every one tree harvested.

environment, it's about creating a net positive change. Here are just a few of the key areas where we practice environmental sustainability:

Social & Community Sustainability

Our business goals include creating a better life for Stanley Furniture associates, partners, customers and suppliers. To accomplish that goal, we emphasize several key areas including education, workplace safety, ethical business practices and a commitment to American manufacturing:

- **Global Partner Business Practices.** As an ongoing, active member of The United States Customs Trade Partnership Against Terrorism (C-TPAT), Stanley Furniture screens all non-domestic partners according to C-TPAT guidelines.
- **Child Labor.** Stanley Furniture will not do business with companies or organizations that exploit workers or use child labor.
- **Living Wages.** Stanley Furniture completes annual wage and benefit surveys in all of our markets to ensure that workers receive competitive wages.
- **Safe Work Environment by Suppliers.** For domestic vendors, Stanley Furniture associates conduct on-site visits. We follow all OSHA (U.S. Department of Occupational Safety & Health Administration) guidelines and regulations.



Made in the USA

Stanley Furniture's commitment to American manufacturing is key to our environmental, social and community sustainability mission.

We've been making furniture in Virginia and North Carolina since 1924. And while nearly 80% of all furniture sold in America today is imported, approximately two thirds of Stanley Furniture's revenues come from furniture made in our U.S. factories. And 100% of The Classics is crafted here in the USA. This reduces the expense—and environmental impact—of shipping our products over long distances.

It also creates jobs for American workers. For nearly a century, Stanley Furniture has relied on the superior skill, craftsmanship and dedication of our associates. We're proud of our heritage as an American-made furniture manufacturer and remain committed to providing jobs and sustaining the American furniture industry.

THE CLASSICS



Stanley
FURNITURE

P.O. BOX 30 • 1641 FAIRYSTONE PARK HWY • STANLEYTOWN, VA 24168

stanleyfurniture.com