


THE
CLASSIC
PORTFOLIO
Bungalow





TIMELESS. AGELESS. ICONIC. FIRST-CLASS. ARCHETYPAL. They all mean “classic.” Trends are all well and good, but sometimes you crave that which is enduring. You need to surround yourself with things that you know will stand the test of time. That is why we created The Classic Portfolio.

Have you ever asked yourself why some things never go out of style? The little black dress, a red sports car, a great steak? The reason is deceptively simple. When something is so perfect from the outset, there is simply no room for improvement.

It is the same with furniture—some looks are so enduring, they have not only stood the test of time, but influenced the styles that followed.

Think that your home can't be casual and still possess great poise and panache? Bungalow offers a cozy take on cottage-inspired design grounded with traditionalism. From a judicious use of aging techniques to impart time-worn charm and a range of architectural details, such as raised panels and rounded bullnose molding, Bungalow is awash with character.

Delight in Straw, the collection's clear, cherry finish, which is the ideal foil for Bungalow's easy-going, welcoming take on life. Cases are adorned with hardware highlighted by a tarnished brass patina, offering simplicity defined. Taken as a whole, Bungalow is country and sophisticated, cottage and polished, for designs that will work harmoniously with your life.

Great products, great finishes, great scale, great design—these make up the heart and soul of Bungalow and all of The Classic Portfolio. No matter what room in your home, when you want the finest in quality and style, there is no better foundation.

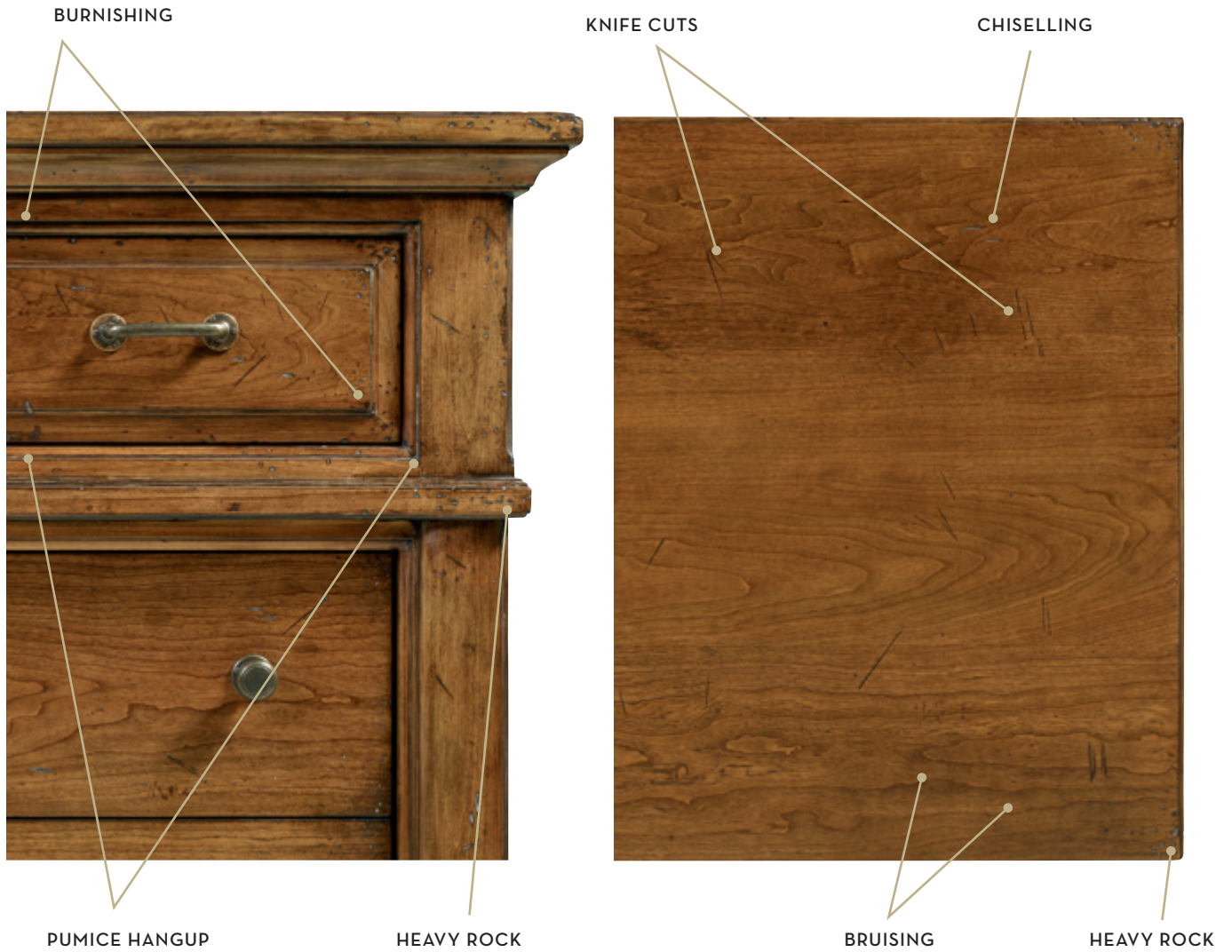
Start building your classic décor today.

Stanley
FURNITURE

ELEMENTS OF STYLE


finish / wood characteristics

Bungalow is finished in Straw a casual, country-influenced cherry shade. The mid-tone brown has a clear finish and an unceremonious air, perfectly displaying the allure of a laid back lifestyle.



hardware

Simplicity is the key to Bungalow's knob and bar pull hardware. These subtle adornments are finished with a tarnished brass patina to coordinate beautifully with the entirety of each design.



KNOB



BAR PULL

Curl up in the comfort
OF YOUR HOME.





TOP: High-low plank captured panels are paired with surrounding modeling on the Mantel Bed to envelop you in style.

BOTTOM: The Telephone Table is distinguished by bullnose shaped posts on its front corners, for a disarming detail.



005-13-30
Landscape Mirror
Straw
(details p. 12)

005-13-06
Dressing Chest
Straw
(details p. 12)

TOP: Architectural elements bring Bungalow to life, such as raised drawer panels and projecting friezes on cases.

BOTTOM: Because inner beauty is always important, all drawers in the Dressing Chest are crafted from solid cedar.





TOP: Artisan touches abound on the Panel Bed, including a hand-finished leather headboard with hand-applied antiqued nail head tacks and a deep channel groove surrounding the edge of the leather.

BOTTOM: Crafted to fit in more intimate, smaller-scaled spaces, Bungalow's designs are not without substantial elements such as the wide bolt-on side rails of the Panel Bed.



13 Drawer Chest , 16 Bachelor's Chest, 53 Panel Bed (details pp. 12, 13)



005-13-13
Drawer Chest
Straw
(details p. 12)

TOP: Fine beading around the edges of molding offers a subtle, yet decorative, allure.

BOTTOM: Aging techniques abound throughout Bungalow, such as heavy rock detailing on the corners of case tops.







005-13-11
Media Chest
Straw
(details p. 12)



TOP: Two pullout hangers on the side provides convenient prep for the day ahead.

BOTTOM: Fold down the Media Chest's drop front drawer, with hidden interior outlet, when movie night calls.

BEDROOM

005-13 Straw

Cherry and select hardwood solids; rustic cherry veneers; simulated wood components



- 06 DRESSING CHEST

Nine solid cedar drawers
60 11/16W 22 1/8D 43 5/8H (154 x 56 x 111 cm)

SEE PAGES 2, 4, 5



- 16 BACHELOR'S CHEST

Three solid cedar drawers
36W 19 1/8D 34 1/4H (91 x 49 x 87 cm)

SEE PAGE 6



- 40 MANTEL BED 5/O QUEEN

Consists of:

- 140 MANTLE HEADBOARD 5/O
68 3/8W 4 1/4D 68H (174 x 11 x 173 cm)
- 240 MANTLE FOOTBOARD 5/O
67 3/8W 3 3/4D 28H (171 x 10 x 71 cm)
- 340 PAIR MANTLE BED RAILS 5/O
Four wood slats; four center feet; bolt-on
82W 7/8D 7 7/8H (208 x 2 x 20 cm)

Bottom of side rail to floor: 9H (23 cm)
Overall: 68 3/8W 68H 87 7/16L
(174 x 173 x 222 cm)



- 11 MEDIA CHEST

Four standard solid cedar drawers; one fold down drawer; two pullout clothes hangers; one electrical outlet
46 1/2W 21D 46H (118 x 53 x 117 cm)

SEE PAGES 10, 11



- 30 LANDSCAPE MIRROR

44W 3 1/4D 34H (112 x 8 x 86 cm)

SEE PAGES 4, 5

- 45 MANTEL BED 6/6 KING

Consists of:

- 145 MANTLE HEADBOARD 6/6
84 3/8W 4 1/4D 68H (214 x 11 x 173 cm)
- 245 MANTLE FOOTBOARD 6/6
83 3/8W 3 3/4D 28H (212 x 10 x 71 cm)
- 345 PAIR MANTLE BED RAILS 6/6
Four wood slats; eight center feet; bolt-on
82W 7/8D 7 7/8H (208 x 2 x 20 cm)

Bottom of side rail to floor: 9H (23 cm)
Overall: 84 3/8W 68H 87 7/16L
(214 x 173 x 222 cm)



- 13 DRAWER CHEST

Seven solid cedar drawers
44W 21D 56H (112 x 53 x 142 cm)

SEE PAGES 6, 8, 9



- 80 NIGHT STAND

Three solid cedar drawers
30W 18 1/8D 30 1/8H (76 x 46 x 77 cm)

SEE COVER

- 46 MANTEL BED 6/O CALIFORNIA KING

Consists of:

- 145 MANTLE HEADBOARD 6/6
84 3/8W 4 1/4D 68H (214 x 11 x 173 cm)
- 245 MANTLE FOOTBOARD 6/6
83 3/8W 3 3/4D 28H (212 x 10 x 71 cm)
- 60 PAIR MANTLE BED RAILS 6/O
Four wood slats; eight center feet; bolt-on
86W 3D 8 5/8H (218 x 8 x 22 cm)

Bottom of side rail to floor: 9H (23 cm)
Overall: 84 3/8W 68H 91 7/16L
(214 x 173 x 232 cm)

SEE COVER, INSIDE FRONT COVER, PAGES 2, 3



- 81 TELEPHONE TABLE

Three solid cedar drawers
22W 18D 32 3/4H (56 x 46 x 83 cm)

SEE PAGES 2, 3



-52 PANEL BED
5/0 QUEEN

Consists of:

- 152 PANEL HEADBOARD 5/0
Light brown leather
66 5/8W 2 1/8D 70H (169 x 5 x 178 cm)
- 252 PANEL FOOTBOARD 5/0
66W 2 9/16D 19 1/2H (168 x 7 x 50 cm)
- 352 PAIR PANEL BED RAILS 5/0
Four wood slats; four center feet; bolt-on
82W 1 7/8D 16H (208 x 5 x 41 cm)

Bottom of side rail to floor: 3 1/2H (9 cm)
Overall: 66 5/8W 70H 87L
(169 x 178 x 221 cm)

- 53 PANEL BED
6/6 KING

Consists of:

- 153 PANEL HEADBOARD 6/6
Light brown leather
82 5/8W 2 1/8D 70H (210 x 5 x 178 cm)
- 253 PANEL FOOTBOARD 6/6
82 3/8W 2 9/16D 19 1/2H (209 x 7 x 50 cm)
- 353 PAIR PANEL BED RAILS 6/6
Four wood slats; eight center feet; bolt-on
82W 1 7/8D 16H (208 x 5 x 41 cm)

Bottom of side rail to floor: 3 1/2H (9 cm)
Overall: 82 5/8W 70H 87L
(210 x 178 x 221 cm)

- 54 PANEL BED
6/0 CALIFORNIA KING

Consists of:

- 153 PANEL HEADBOARD 6/6
Light brown leather
82 5/8W 2 1/8D 70H (210 x 5 x 178 cm)
- 253 PANEL FOOTBOARD 6/6
82 3/8W 2 9/16D 19 1/2H (209 x 7 x 50 cm)
- 61 PAIR PANEL BED RAILS 6/0
Four wood slats; eight center feet; bolt-on
86W 3 13/16D 16H (218 x 10 x 41 cm)

Bottom of side rail to floor: 3 1/2H (9 cm)
Overall: 82 5/8W 70H 91L
(210 x 178 x 231 cm)

SEE BACK COVER, PAGES 6, 7, 13





Printed on FSC® certified material



Stanley
FURNITURE

P.O. BOX 30 • 1641 FAIRYSTONE PARK HWY • STANLEYTOWN, VA 24168
stanleyfurniture.com