



CAROLINE

youngAmerica®

A registered trademark of Stanley Furniture Company, Inc.



infant ①



preschool ②



tween ③



teen ④



youngAmerica.com

built to grow™

Infants seem to grow right into teens. But the journey through the infant, preschool, tween and teen years is actually a complicated maze of changing emotions, desires and needs.

Young America easily adapts to these changes, and grows right along with your children. Not only is Young America furniture built to last through everything your kids can throw at it, but also it's built to change as new challenges are thrown at kids.

infant¹

Your infant needs sleep. Focus on a safe, comforting environment where you can easily reach things without disturbing your child.

preschool²

Your preschooler is curious about the world. Choose furniture that promotes safe exploration, and can hold all the toys that go along with it.

tween³

Your tween needs space to study and play. Focus on furniture that can play multiple roles, so the room doesn't become too crowded.

teen⁴

Your teen needs storage, storage and storage. Make sure his or her refuge has space for everything so it doesn't just end up on the floor.

youngAmerica. Built to last. Built to fit. Built to grow.

* Refer to page 14 and 15 for more information on how Young America furniture is built to grow.

Follow the Signs...

At Young America, you'll find important features on every one of our products. When choosing furniture, look for pieces marked with these icons — It's your symbol of assurance that our products exceed the highest standards of quality, safety and flexibility.

* Refer to page 28 and 29 for more Safe & Sound information on Young America.



TIP RESTRAINTS



ADJUSTABLE LEVELERS



AUTOMATIC DRAWER STOPS



HI-LO BED RAIL LOCKING SYSTEM ALLOWS UNDERBED OPTIONS AND BED CONVERSION



SLAT ROLL MATTRESS SUPPORT



the
Caroline
Collection

① A, B



builtto**grow**

Your little angel deserves the dreamiest bed in the house. Designed with your baby's safety in mind, our Built to Grow™ Crib meets all safety guidelines and is JPMA-certified. Its timeless design will complement the furnishings of any nursery. It has adjustable mattress positions to assure your baby stays in the crib as she grows.

infant¹



① A, B

① Crib



Sweet dreams start here with our ultra functional crib. It features openings to make installing bumper pads easier, an optional storage drawer for baby's necessities, and three adjustable mattress height positions.

② Toddler Bed

When it's time for your preschooler to move up to a toddler bed, you'll be ready. It's easy to transform our crib to a bed using our simple conversion kit. Now all that's left to do is read them a bedtime story.

③ Daybed

Our cozy daybed is perfect for your child's transition from toddler to preschooler. Use our simple conversion kit to easily transform our crib into a daybed.

④ Double Bed with Safety Rails

Even when they get older, they'll still want to be tucked into this special bed. Our crib easily converts to a double size bed with the addition of a slat roll and bed rails. You can add our pair safety rails to ensure they stay safe and cozy in the bed all night long!

⑤ Double Bed with Underbed Options

Staying organized is easy with our underbed storage and trundle options. Once the crib is converted to a double size bed, bed rail heights adjust to their high lock position to accommodate options under the bed.

⑥ Double Headboard

The flexibility of our Built to Grow™ crib design easily accommodates the smallest of bedrooms with no room for a footboard. Transformed with the use of a metal frame from a newborn's crib to a grown up bed, this crib is one of the most versatile pieces of furniture you'll ever purchase.

Caroline is available in -94 White.

- | | |
|---------------|--|
| A. 923-94-220 | Caroline Built to Grow™ Crib
31 1/4 W 52 1/8 H 57 7/8 L
When converted to 4/6 Double Bed: 57 7/8 W 52 1/8 H 79 1/4 L |
| B. 923-94-225 | Caroline Crib Drawer  |
| C. 923-94-230 | Caroline Toddler Bed/Daybed Conversion Kit |
| D. 923-94-267 | Caroline Pair Safety Rails
47 W 16 1/2 H |
| E. 923-94-468 | Caroline Double Slat Roll  |
| F. 923-94-50 | Caroline Pair Wood Rails
76 L |
| G. 923-94-76 | Caroline Double Storage Unit |

② A, B, C



③ A, B, C



④ A, D, E, F



⑥ A



⑤ A, E, F, G



Caroline

3



A

youngAmericababy®

A registered trademark of Stanley Furniture Company, Inc.



Lullaby Land



After you rock your baby into lullaby land, you can feel secure placing them in the Caroline Crib. Designed to be as safe as it is beautiful, it meets all safety guidelines and is JPMA certified. It also features a classic design, hidden hardware, and adjustable mattress positions to accommodate your growing child.

- A. 923-94-215 Caroline Crib 
33 W 52 1/2 H 56 1/2 L

Watch Me Grow

Fashionable yet functional, these must-have pieces complete any baby's room. With spacious drawers, keeping clothes and supplies organized in our Dressers are easy. The -300 Changing Station is the perfect companion for either Dresser. Complement these with the lovely Caroline Oval Mirror and you and baby can see your reflection together.

- B. 923-94-30 Caroline Oval Mirror
26 W 40 3/16 H
- C. 923-94-301 Caroline Single Dresser 
46 3/4 W 19 D 34 H
- D. 923-94-300 Caroline Changing Station
43 1/4 W 18 3/4 D 7 1/2 H
- E. 923-94-02 Caroline Double Dresser 
56 1/6 W 18 D 31 1/16 H





A






A



B


Double the Fun

Mirror, mirror on the Armoire, how much storage do you have? Why in addition to a lovely reflecting oval mirror front, it has two roomy drawers, two adjustable shelves, and a clothing rod for hanging little outfits.

A. 923-94-14 Caroline Armoire   
28 W 20 D 72 1/4 H

My Bear's Bookcase

Books, ball caps, baby dolls and bears, the Caroline Bookcase is home to them all. This transitional piece will take her from infant to teen, while keeping her organized along the way.

B. 923-94-13 Caroline Bookcase 
32 W 16 D 57 H

C






C





Just the Thing

Here's just the thing to help you keep baby's things organized. The Caroline Door Chest has plenty of space for little bibs, booties and blankets. It offers lots of functionality with two drawers, a removable clothing rod and two adjustable shelves.

C. 923-94-19 Caroline Door Chest   
38 W 19 1/2 D 62 H

First Years

Just the kind of storage you need. The Caroline Chest features five delightful drawers that are ideal for holding shirts, swimwear, socks, and the occasional sticker collection. The more you put in it, the better it works.

D. 923-94-12 Caroline Chest  
40 W 18 D 51 1/2 H



D








So Big!

With seven generous drawers there's lots of room in the Caroline Dresser for books, baseballs and baby dolls. The Caroline Large Hutch offers even more storage with its two shelves, four cubbyholes, and super-fun cork back panel.

- A. 923-94-224 Caroline Large Hutch 
 50 W 14 D 50 H
 B. 923-94-02 Caroline Dresser 
 56 $\frac{1}{2}$ W 18 D 31 $\frac{1}{2}$ H

Shake, Rattle & Roll

Looking for a place for everything and everything in its place? Then start with the functional Caroline Armoire. It's a fabulous place for your little one's clothes, toys and knick knacks. Inside, the back of one door features a corkboard while the other door has a mirrored inside. There are two adjustable shelves, two drawers and a removable clothing rod inside as well.

- C. 923-94-18 Caroline Armoire   
 39 $\frac{1}{2}$ W 23 $\frac{1}{2}$ D 69 H



built to grow




Rest assured that things won't go bump in the night! Once your child has reached the stage when a crib is too small but a bed of regular height is too big, you can easily convert most Caroline Twin and Double Beds by the adding -267 Pair Safety Rails.

preschool²





Come Tuck Me In

Whether they're three or thirteen, your little one will want to drag out bedtime as long as possible. This lovely Caroline Panel Bed makes your job easier as you tuck them in and say goodnight. The Caroline Night Stand features a drawer for bedtime necessities and a shelf for favorite storybooks. As an extra safety feature, add our -267 Pair Safety Rails to most Caroline Twin and Double Beds for that time when your child has just outgrown the crib, but not yet ready for a bed of regular height. Available in Twin, Double and Queen.

- D. 923-94-35 Caroline Twin Panel Bed  
42 1/4 W 49 7/8 H 81 L
- E. 923-94-80 Caroline Night Stand 
23 W 16 D 25 H
- F. 923-94-267 Caroline Pair Safety Rails
47 W 16 1/2 H

One Fish, Two Fish

From favorite storybooks to hand made macaroni art, you can put it all here. The Caroline Single Dresser has four spacious drawers for storing clothes and supplies. The corkboard back of the Caroline Hutch is ideal for displaying favorite pictures and memories.

- G. 923-94-22 Caroline Hutch 
44 W 12 D 49 H
- H. 923-94-301 Caroline Single Dresser 
46 3/4 W 19 D 34 H



Mirror, mirror on the vanity! The beautiful Caroline Vanity is sure to become a prized possession in any girls room. It's the perfect complement for any piece in the Caroline collection.

tween³



A




B

C

D



Sssh...She's Sleeping

Mr. Sandman, bring me a dream, make it the cutest bed I've ever seen. From daylight to dusk, the Caroline Twin Bookshelf Bed is the most comfortable place in the house to relax, unwind and fall asleep. Available in Twin and Double.

- A. 923-94-37 Caroline Twin Bookshelf Bed  
- 42½ W 59 H 82¾ L
- B. 923-94-82 Caroline Night Stand 
- 20 W 17 D 29¼ H
- Caroline Doll Chest
- Item no longer available

Pretty is as Pretty Does



Little girls love to look in the mirror and the Caroline Vanity provides the perfect place. Through the years, her tastes will surely change, but this classic piece will always be a favorite.

- C. 923-94-08 Caroline Vanity  
- 57½ W 20 D 73¾ H
- D. 923-94-71 Caroline Bench
- 19 W 15 D 18 H



Goody, Goody, Gumdrops

Sweet dreams are guaranteed for the sweet princess who sleeps here. The Caroline Twin Bookshelf/Panel Bed is both sweet and sophisticated... the perfect choice for a girl with her own sense of style. Available in Twin and Double.

- E. 923-94-36 Caroline Twin Bookshelf/Panel Bed  
42 $\frac{1}{4}$ W 49 $\frac{1}{8}$ H 80 $\frac{7}{16}$ L
- F. 923-94-80 Caroline Night Stand
23 W 16D 25 H
- G. 923-94-97 Caroline Underbed Space Saver
raised: 72 W 38 D 15 $\frac{1}{2}$ H lowered: 72 W 38 D 5 H
Caroline Doll Chest
Item no longer available







A

B



Sleep Zone

Winkin, Blinkin, and Nod are nightly visitors here. The Caroline Bunk Beds make the most of the space in her bedroom. It's wonderful for slumber parties and siblings who share a room.

- A. 923-94-460 Caroline Twin Bunk Bed 
42 $\frac{1}{2}$ " W 68 $\frac{3}{4}$ " H 81 $\frac{1}{8}$ " L
- B. 923-94-66 Caroline Trundle Unit
75 $\frac{1}{2}$ " W 40 $\frac{1}{8}$ " D 12 $\frac{1}{4}$ " H
- C. 923-94-462 Caroline Twin Over Double Bunk Bed 
57 $\frac{1}{4}$ " W 68 $\frac{3}{4}$ " H 81 $\frac{1}{8}$ " L
- D. 923-94-76 Caroline Underbed Storage Boxes
37 $\frac{1}{2}$ " W 40 $\frac{1}{8}$ " D 12 $\frac{1}{8}$ " H



built to grow™

Infants seem to grow right into teens. But the journey through the infant, preschool, tween and teen years is actually a complicated maze of changing emotions, desires and needs.

Young America easily adapts to these changes, and grows right along with your children. Not only is Young America furniture built to last through everything your kids can throw at it, but also it's built to change as new challenges are thrown at kids.

HOW SHOULD YOU SHOP FOR YOUNG AMERICA FURNITURE?

It's all about how the furniture makes you feel, so pick out a finish and style that speaks to you. All of the things that make Young America so flexible, durable, and safe are just icing on the cake.

Once you know what collection you want—or at least have it narrowed down—then it's time to find pieces that fit the age and needs of your kids. Or kids to be. Why? Because while all kids are different, they all have common needs when they're at the same stages of life:




Your infant needs sleep. Focus on a safe, comforting environment where you can easily reach things without disturbing your child.



Your preschooler is curious about the world. Choose furniture that promotes safe exploration, and can hold all the toys that go along with it.



Your tween needs space to study and play. Focus on furniture that can play multiple roles, so the room doesn't become too crowded.



Your teen needs storage, storage and storage. Make sure his or her refuge has space for everything so it doesn't just end up on the floor.

Just because Young America furniture is meant to last a lifetime, doesn't mean we think you should have to wait a lifetime to get it. Once you've decided on a collection and individual pieces, it will be delivered to your home in days, not months.



It's flexible.

Buy a changing table today, convert it into a dresser in a few years, and finally outfit it with a hutch. Young America furniture is ready to fulfill your needs today, tomorrow and beyond.

It's safe.

As children grow and their desire to explore and test boundaries intensifies, Young America's safety innovations—from drawer stops to tip restraints—stay a step ahead.




It's durable.

Dovetailing, and other time-honored craftsmanship techniques, join solid woods and veneers to ensure each piece will gracefully survive the rigors of family life.



It's timeless.

Our designs don't follow fads that will be gone in the blink of an eye. As your home decor changes over time, Young America's universally classic styling will continue to fit right in. Pick a style and finish you like today, and have confidence you'll be able to add to it years from now.



Built to last. Built to fit. Built to grow.

youngAmerica®

A registered trademark of Stanley Furniture Company, Inc.



A



C

D



B

Precious Moments

Just what you need when you need more room. From sweaters to swimsuits, there's a place for it all in the Caroline Tall Chest. This stylish storage solution looks great and fits almost anywhere.

- A. 923-94-11 Caroline Tall Chest
25 W 18 D 56 H
- B. 923-94-80 Caroline Night Stand
23 W 16 D 25 H
- C. 923-94-30 Caroline Oval Mirror
26 W 40³/₁₆ H
- D. 923-94-01 Caroline Dresser
44 W 18 D 30 H

Storage, storage and more storage is what your teen needs. From toddler to teen, the Caroline Dresser and Small Bunching Chest are pieces for all the ages. Most Twin and Double beds allow use of the Trundle Unit for sleepovers and unexpected overnight guests.



Twinkle, Twinkle, Little Bed



When she wishes upon a star, it will be for a bed like this one. The Caroline Twin Panel Bed is dreamy in every way. The Caroline Night Stand has a shelf and a drawer for all her bedtime stories. Available in Twin, Double and Queen.

- | | | | |
|--------------|---|--------------|--|
| E. 923-94-70 | Caroline Desk Chair
16 $\frac{1}{4}$ W 19 $\frac{1}{4}$ D 38 H | I. 923-94-27 | Caroline Student Desk
44 W 18 D 30 H |
| F. 923-94-20 | Caroline Hutch
30 W 12 D 48 H | J. 923-94-35 | Caroline Twin Panel Bed
42 $\frac{1}{4}$ W 49 $\frac{15}{16}$ H 81 L |
| G. 923-94-16 | Caroline Small Bunching Chest
30 W 18 D 30 H | K. 923-94-66 | Caroline Trundle Unit
75 $\frac{1}{2}$ W 40 $\frac{1}{16}$ D 12 $\frac{1}{4}$ H |
| H. 923-94-22 | Caroline Hutch
44 W 12 D 49 H | | |






Show & Tell

From emailing friends to doing her homework, the Caroline Computer Desk is a comfy choice. Add the Large Hutch for maximum storage and the Desk Chair for the perfect perch.

- A. 923-94-224 Caroline Large Hutch 
- 50 W 14 D 50 H
- B. 923-94-226 Caroline Computer Desk 
- 50 W 24 D 30 H
- C. 923-94-70 Caroline Desk Chair
- 16 1/4 W 19 1/4 D 38 H

You Go Girl!

There's no better place in the house than the Caroline Twin Sleigh Bed for chatting on the phone, reading a book or taking a nap. Available in Twin and Double. Also shown on cover.

- D. 923-94-53 Caroline Twin Sleigh Bed  
- 41 1/2 W 48 1/4 H 85 5/8 L
- E. 923-94-80 Caroline Night Stand 
- 23 W 16 D 25 H
- F. 923-94-66 Caroline Trundle Unit
- 75 1/2 W 40 1/16 D 12 1/4 H
- Caroline Doll Chest
- Item no longer available



D




E

F




My Bear's Bed

She'll tuck in her teddy bear and then you can tuck her into our classic Caroline Bookshelf Bed. With a shelf above for special photos and knick knacks, it's perfect for displaying little treasures. Add our Night Stand and she can keep books, baby dolls and bubble gum hidden away in its three storage drawers. Available in Twin and Double.




- A. 923-94-82 Caroline Night Stand 
20 W 17 D 29 $\frac{1}{2}$ H
- B. 923-94-42 Caroline Double Bookshelf Bed  
57 $\frac{1}{2}$ W 50 $\frac{1}{16}$ H 82 $\frac{3}{4}$ L
- C. 923-94-76 Caroline Underbed Storage Boxes
37 $\frac{1}{2}$ W 40 $\frac{7}{8}$ D 12 $\frac{5}{8}$ H





Girlie Girl





Mary, Mary, quite contrary, how do you keep everything just so? Organized that is. Maybe she has the Caroline Armoire. In addition to its beautiful mirrored doors, it's a multifunctional piece with two adjustable shelves and a clothing rod. It has two drawers below for storing clothes, toys and more.

D. 923-94-14 Caroline Armoire   
28 W 20 D 72 1/2 H



Dream Sleigh

On Dasher, on Dancer, on Rudolph, on Blitzen... it's off to the Milky Way for a night of sweet dreams aboard the Caroline Double Sleigh Bed. The Caroline Night Stand blends style and function and offers three drawers for all her bedtime stuff. Available in Twin and Double.

- A. 923-94-32 Caroline Vertical Mirror
31 W 46 H
- B. 923-94-02 Caroline Dresser 
56⁷/₁₆ W 18 D 31¹⁵/₁₆ H
- C. 923-94-54 Caroline Double Sleigh Bed  
56⁵/₈ W 49¹/₄ H 85⁵/₈ L
- D. 923-94-82 Caroline Night Stand 
20 W 17 D 29¹/₄ H



Caroline

923-94

Poplar and select hardwood solids; Select hardwood veneers;
Simulated wood components on select items

Caroline Built to Grow™ Crib



-220 Crib, *spring/frame assembly consists of:* 

- Three Height Adjustments, Ends have openings for bumper pads, Purchase of -225 Crib Drawer provides storage under crib, Purchase of -230 Conversion Kit converts crib to Toddler Bed/Daybed, Purchase of -50 Pair Wood Rails and -468 Double Slat Roll converts crib to 4/6 Double Bed, 4/6 Double Bed will accommodate -267 Pair Safety Rails or Underbed Storage/Trundle options, Can be used as headboard only with metal bed frame

Converted to 4/6 Double Bed: 57 ⁷/₈ W 52 ¹/₈ H 79 ¹/₄ L
(147 x 132 x 201 cm)

Overall: 31 ¹/₄ W 52 ¹/₈ H 57 ⁷/₈ L
(79 x 132 x 147 cm)

- Shown on pages 2, 3 and back cover

Caroline Crib



-215 Crib, *spring/frame assembly consists of:* 

- Three Height Adjustments, One Side Drops and Locks, Hidden Hardware, Four Locking Wheels, One Drawer
33 W 52 ³/₈ H 56 ¹/₈ L (84 x 134 x 143 cm)

- Shown on page 4

Caroline Bookshelf Bed



-37 Twin, *3/3 consists of:*  

- 137 Caroline Twin Bookshelf Headboard, 3/3; bored for metal frame;
42 W 5 D 49 ¹/₈ H (107 x 13 x 125 cm)
- 237 Caroline Twin Bookshelf Footboard, 3/3;
42 ¹/₂ W 5 D 30 ¹/₂ H (108 x 13 x 77 cm)
- 50 Pair Wood Rails, 3/3 - 4/6; (Hook) 76 L (193 cm)
- 368 Twin Slat Roll, 3/3

Overall: 42 ¹/₂ W 59 ¹/₈ H 82 ³/₄ L (108 x 150 x 210 cm)

- Shown on page 10

-42 Double, *4/6 consists of:*  

- 142 Caroline Double Bookshelf Headboard, 4/6; bored for metal frame;
57 W 5 D 50 ¹/₁₆ H (145 x 13 x 127 cm)
- 242 Caroline Double Bookshelf Footboard, 4/6;
57 ¹/₂ W 5 D 31 ¹/₂ H (146 x 13 x 80 cm)
- 50 Pair Wood Rails, 3/3 - 4/6; (Hook) 76 L (193 cm)
- 468 Double Slat Roll, 4/6

Overall: 57 ¹/₂ W 50 ¹/₁₆ H 82 ³/₄ L (146 x 127 x 210 cm)

- Shown on page 20

Caroline Bookshelf/Panel Bed



-36 Twin, *3/3 consists of:*  

- 137 Caroline Twin Bookshelf Headboard, 3/3; bored for metal frame;
42 W 5 D 49 ¹/₈ H (107 x 13 x 125 cm)
- 235 Caroline Twin Panel Footboard, 3/3;
42 ¹/₄ W 29 ¹/₈ H (107 x 74 cm)
- 50 Pair Wood Rails, 3/3 - 4/6; (Hook) 76 L (193 cm)
- 368 Twin Slat Roll, 3/3

Overall: 42 ¹/₄ W 49 ¹/₈ H 80 ⁷/₁₆ L (107 x 125 x 204 cm)

- Shown on page 11

-39 Double, *4/6 consists of:*  

- 142 Caroline Double Bookshelf Headboard, 4/6; bored for metal frame;
57 W 5 D 50 ¹/₁₆ H (145 x 13 x 127 cm)
- 240 Caroline Double Panel Footboard, 3/3;
57 ¹/₄ W 29 ¹/₈ H (145 x 74 cm)
- 50 Pair Wood Rails, 3/3 - 4/6; (Hook) 76 L (193 cm)
- 468 Double Slat Roll, 4/6

Overall: 57 ¹/₄ W 50 ¹/₁₆ H 80 ⁷/₁₆ L (145 x 127 x 204 cm)

Caroline Bed Dimensions: Side rail: 5 ¹/₄ W (13 cm) Bottom of side rail to floor: low lock 7 ¹/₂ H (19 cm); high lock 13 ¹/₂ H (34 cm)

Caroline Sleigh Bed



-53 Twin, 3/3 consists of:

- 153 Caroline Twin Sleigh Headboard, 3/3;
41⁵/₈ W 48¹/₄ H (106 x 123 cm)
 - 253 Caroline Twin Sleigh Footboard, 3/3;
41⁵/₈ W 34¹⁵/₁₆ H (106 x 89 cm)
 - 50 Pair Wood Rails, 3/3 - 4/6; (Hook)
76 L (193 cm)
 - 368 Twin Slat Roll, 3/3
- Overall: 41⁵/₈ W 48¹/₄ H 85⁵/₈ L (106 x 123 x 217 cm)
- Shown on pages 18, 19 and front cover

-54 Double, 4/6 consists of:

- 154 Caroline Double Sleigh Headboard, 4/6;
56⁵/₈ W 49¹/₄ H (144 x 125 cm)
 - 254 Caroline Double Sleigh Footboard, 4/6;
56⁵/₈ W 34¹⁵/₁₆ H (144 x 89 cm)
 - 50 Pair Wood Rails, 3/3 - 4/6; (Hook)
76 L (193 cm)
 - 468 Double Slat Roll, 4/6
- Overall: 56⁵/₈ W 49¹/₄ H 85⁵/₈ L (144 x 125 x 217 cm)
- Shown on page 22

Caroline Sleigh Bed Dimensions: Side rail: 5¹/₄ W (13 cm) Bottom of side rail to floor: low lock 7¹/₂ H (19 cm); high lock 13¹/₂ H (34 cm)

Caroline Panel Bed



-35 Twin, 3/3 consists of:

- 135 Caroline Twin Panel Headboard, 3/3; bored for metal frame;
42¹/₄ W 49¹⁵/₁₆ H (107 x 127 cm)
 - 235 Caroline Twin Panel Footboard, 3/3; 42¹/₄ W 29¹/₈ H (107 x 74 cm)
 - 50 Pair Wood Rails, 3/3 - 4/6; (Hook) 76L (193 cm)
 - 368 Twin Slat Roll, 3/3
- Overall: 42¹/₄ W 49¹⁵/₁₆ H 81 L (107 x 127 x 206 cm)
- Shown on pages 9 and 17

-40 Double, 4/6 consists of:

- 140 Caroline Double Panel Headboard, 4/6; bored for metal frame;
57¹/₄ W 50⁵/₈ H (145 x 129 cm)
 - 240 Caroline Double Panel Footboard, 4/6; 57¹/₄ W 29¹/₈ H (145 x 74 cm)
 - 50 Pair Wood Rails, 3/3 - 4/6; (Hook) 76L (193 cm)
 - 468 Double Slat Roll, 4/6
- Overall: 57¹/₄ W 50⁵/₈ H 81 L (145 x 129 x 206 cm)

-41 Queen, 5/0 consists of:

- 141 Caroline Queen Panel Headboard, 5/0; bored for metal frame;
64¹/₄ W 50⁷/₈ H (163 x 129 cm)
 - 241 Caroline Queen Panel Footboard, 5/0; 64¹/₄ W 29¹/₈ H (163 x 74 cm)
 - 51 Pair Wood Rails, Three Slats, Three Center Feet, 5/0;
82L (208 cm)
- Overall: 64¹/₄ W 50⁷/₈ H 87 L (163 x 129 x 221 cm)

Caroline Panel Bed Dimensions: Side rail: 5¹/₄ W (13 cm) Bottom of side rail to floor: low lock 7¹/₂ H (19 cm); high lock 13¹/₂ H (34 cm)
High lock not available on Queen Bed. Queen Bed will not accommodate underbed items.

Bedding Size Information

item	bedding requirement	item	bedding requirement
Crib	Standard crib size mattress, 51 ⁵ / ₈ L 27 ¹ / ₄ W (131 x 69 cm), with a thickness not exceeding 6" (15 cm)	Bunk Bed	Two standard twin size (3/3) mattresses and two bunkie board (no bunkie board necessary with use of slat roll). (9" maximum thickness for mattress)
Twin Bed	Standard twin size (3/3) mattress and box spring or twin size mattress with twin size slat roll	Twin Over Double Bunk Bed	One standard twin size (3/3) mattress and one bunkie board (no bunkie board necessary with use of slat roll). One full size (4/6) mattress with one full size bunkie board (9" maximum thickness for mattress)
Double Bed	Standard double size (4/6) mattress and box spring or double size mattress with double size slat roll	Trundle Unit	Standard twin size (3/3) mattress (no bunkie board needed; 8 ¹ / ₂ " maximum thickness for mattress)
Queen Bed	Standard queen size (5/0) mattress and box spring	Underbed Space Saver	Standard twin size (3/3) mattress (no bunkie board needed)
Headboard Only	Use a mattress and box spring which correspond in size to size of headboard and a metal bed frame which attaches to the headboard		

Caroline Twin Bunk Bed



-460 Twin, 3/3 consists of: 

- 540 Two Sets Bunk Ends
- 162 Two Pair Wood Rails (Bolt),
Three Slats,
76 L (193 cm)
- 565 Pair Guard Rails
- 569 Bunk Ladder

Headboard:
42 ³/₈ W 39 H (108 x 99 cm)

Footboard:
42 ³/₈ W 33 ³/₄ H (108 x 86 cm)

Overall: 42 ³/₈ W 68 ³/₄ H 81 ³/₈ L
(108 x 175 x 207 cm)

- Shown on page 12

Caroline Twin Over Double Bunk Bed



-462 Twin, 3/3 over 4/6 Double Bunk Bed consists of: 

- 540 Two Sets Bunk Ends
- 162 Two Pair Wood Rails (Bolt),
Three Slats,
76 L (193 cm)
- 565 Pair Guard Rails
- 570 Extension Kit and Bunk Ladder

Headboard:
42 ³/₈ W 39 H (108 x 99 cm)

Footboard:
42 ³/₈ W 33 ³/₄ H (108 x 86 cm)

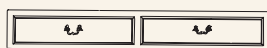
Overall: 57 ¹/₄ W 68 ³/₄ H 81 ³/₈ L
(145 x 175 x 207 cm)

- Shown on page 13

Caroline Bunk Bed Dimensions: Side rail: 5 ¹/₄ W (13 cm) Bottom of side rail to floor: low lock 7 ¹/₂ H (19 cm); high lock 13 ¹/₂ H (34 cm)

Bed Accessories

The following items can be used in conjunction with many of the beds from the Caroline collection.



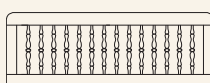
-66 Trundle Unit, 3/3 consists of:

- 166 Trundle Panel, 3/3
- 266 No Pop-Up Metal Frame, 3/3

Overall:
75 ¹/₂ W 40 ¹/₄ D 12 ¹/₄ H (192 x 102 x 31 cm)

- Shown on pages 12, 17, 19 and front cover

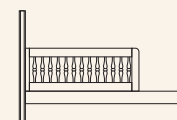
NOTE: Can also be used with 4/6 Double Bed



-267 Pair Safety Rails

Fits most 3/3 Twin or 4/6 Double Beds
47 W 16 ¹/₂ H (119 x 42 cm)

- Shown on pages 3 and 9



-230 Toddler Bed/Daybed Conversion Kit

For use with 220 Built To Grow™ Crib
Includes Toddler Bed rail and frame

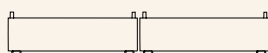
- Shown on page 3



-225 Crib Drawer 

For use with 220 Built To Grow™ Crib

- Shown on pages 2 and 3



-75 Underbed Storage Boxes, 3/3

-76 Underbed Storage Boxes, 4/6 consists of:

- (2) -375 Storage Box
37 ¹/₂ W 40 ¹/₄ D 12 ³/₄ H (95 x 102 x 32 cm)
- 275 Guide Rail, 3/3
- 276 Guide Rail, 4/6

- Shown on pages 3, 13 and 20

NOTE: Guide rail required for use with either 1 or 2 storage boxes.





-97 Underbed Space Saver, 3/3

Raised Position:
72 W 38 D 15 ¹/₂ H (183 x 97 x 39 cm)

Lowered Position:
72 W 38 D 5 H (183 x 97 x 13 cm)

- Shown on page 11

-368 Twin Slat Roll, 3/3 

-468 Double Slat Roll, 4/6 

- Shown on page 3

-50 Pair Wood Rails, 3/3 - 4/6
(Hook) 76 L (193 cm)

- Shown on page 3

-51 Pair Wood Rails
Three Slats, Three Center Feet, 5/0
(Hook) 82 L (208 cm)

NOTE: To convert 3/3 hook rail beds to an extra long bed, use -51 pair wood rails and -368 Twin slat roll 3/3 with 80" extra long twin mattress.

-01 Dresser

Three Drawers
44 W 18 D 30 H (112 x 46 x 76 cm)
- Shown on page 16



-02 Dresser

(will accommodate -300 Changing Station)
Seven Drawers
56¹/₁₆ W 18 D 31¹⁵/₁₆ H (142 x 46 x 81 cm)
- Shown on pages 5, 8, 22 and back cover



-301 Single Dresser

(will accommodate -300 Changing Station)
Four Drawers
46³/₄ W 19 D 34 H (119 x 48 x 86 cm)
- Shown on pages 5 and 9



-300 Changing Station
(use with -02 Dresser or -301 Single Dresser)
Includes pad and safety strap
43¹/₄ W 18³/₄ D 7¹/₂ H (110 x 48 x 19 cm)
- Shown on page 5




-04 Dressing Chest

Four drawers
40 W 18 D 38 H (102 x 46 x 97 cm)
- Shown on pages 1 and front cover



-08 Vanity

Consists of:
-108 Vanity Mirror
-208 Vanity Base
Six drawers, one tempered glass shelf
Center Plate: 19¹/₄ W 59¹/₂ H (49 x 151 cm)
End Plate: 8⁷/₁₆ W 31¹/₁₆ H (21 x 80 cm)
Overall: 57¹/₂ W 20 D 73¹/₁₆ H
(146 x 51 x 187 cm)
- Shown on page 10



-80 Night Stand

One drawer, one stationary shelf
23 W 16 D 25 H (58 x 41 x 64 cm)
- Shown on pages 9, 11, 16, 17, 19 and front cover



-11 Tall Chest

Six drawers
25 W 18 D 56 H (64 x 46 x 142 cm)
- Shown on page 16




-12 Chest

Five Drawers
40 W 18 D 51¹/₄ H (102 x 46 x 132 cm)
- Shown on page 7



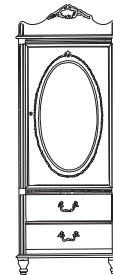
-13 Bookcase

Two adjustable shelves, two stationary shelves,
one cord hole
32 W 16 D 57 H (81 x 41 x 145 cm)
- Shown on page 6



-14 Armoire

Two drawers, one door
Behind door with oval mirror: two adjustable
shelves, clothing rod, one cord hole
Oval mirror plate: 15¹/₂ W 29⁷/₁₆ H (39 x 74 cm)
Overall: 28 W 20 D 72¹/₄ H
(71 x 51 x 184 cm)
- Shown on pages 6 and 21



-16 Small Bunching Chest

Three drawers
30 W 18 D 30 H (76 x 46 x 76 cm)
- Shown on page 17



-82 Night Stand

Three drawers
20 W 17 D 29¹/₄ H (51 x 43 x 74 cm)
- Shown on pages 10, 20 and 22



-18 Armoire

Two doors

Behind doors: cork on back of left door, mirror on back of right door, one removable clothing rod, two adjustable shelves, one cord hole, two tray drawers
TV area: 31 1/8 W 18 1/2 D 40 1/4 H
(79 x 47 x 102 cm)

Overall: 39 1/8 W 23 1/8 D 69 H
(100 x 59 x 175 cm)

- Shown on page 8

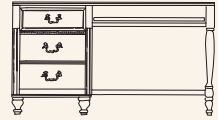


-226 Computer Desk

One utility drawer, one file drawer, pullout keyboard tray

50 W 24 D 30 H (127 x 61 x 76 cm)

- Shown on page 18



-19 Door Chest

Two doors, two drawers

Behind doors: one removable clothing rod, two adjustable shelves, two cord holes
TV area: 31 1/8 W 17 1/4 D 36 3/4 H (79 x 44 x 93 cm)

Overall: 38 W 19 1/8 D 62 H (97 x 50 x 157 cm)

- Shown on page 7

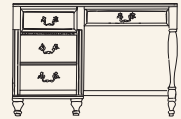


-27 Student Desk

Four drawers

44 W 18 D 30 H (112 x 46 x 76 cm)


- Shown on page 17



-20 Hutch

One lower adjustable shelf, two upper stationary shelves, two cord holes, cord management opening
30 W 12 D 48 H (76 x 30 x 122 cm)

- Shown on page 17



-22 Hutch

One lower adjustable shelf, two upper stationary shelves, one cord hole, cord management opening, cork back on two lower panels

44 W 12 D 49 H (112 x 30 x 124 cm)

- Shown on pages 9 and 17



-70 Desk Chair

Fabric #110 white, treated for soil resistance

Seat: 16 1/4 W 15 1/4 D 18 H (43 x 39 x 46 cm)

Overall: 16 1/4 W 19 1/4 D 38 H (43 x 49 x 97 cm)


- Shown on pages 17 and 18



-224 Large Hutch

Two stationary shelves, four cubbyholes, cork back panel, three cord holes, cord management opening
50 W 14 D 50 H (127 x 36 x 127 cm)

- Shown on pages 8 and 18



-71 Bench

Fabric #110 white, treated for soil resistance

19 W 15 D 18 H (48 x 38 x 46 cm)

- Shown on page 10



-30 Oval Mirror

Plate: 23 1/4 W 35 3/16 H
(59 x 89 cm)

Overall: 26 W 40 3/16 H
(66 x 102 cm)

- Shown on pages 5 and 16




-31 Dressing Chest Mirror

Two drawers

Plate: 20 7/16 W 28 H
(52 x 71 cm)

Overall: 30 5/16 W 41 1/16 H
(79 x 104 cm)

- Shown on pages 1, 29 and front cover




-32 Vertical Mirror

Plate: 23 5/8 W 38 1/4 H
(60 x 97 cm)

Overall: 31 W 46 H
(79 x 117 cm)

- Shown on page 22



All illustrations and specifications in this catalog are based on the latest product information available at time of printing. Stanley Furniture Company, Inc. reserves the right to discontinue items without advance notice and to make changes as to colors, material, equipment and specifications at any time.

This catalog is the property of Stanley Furniture Company, Inc. and is intended to be distributed only through Stanley sales representatives. Possession does not constitute authority to purchase and Stanley Furniture Company, Inc. reserves the right to recover this catalog at any time. Stanley Furniture Company, Inc., Stanleytown, VA 24168.

Safe & Sound

As a parent, you protect your children. You teach them to look both ways before crossing the street, not to talk to strangers and to wear a bike helmet. Young America understands that protecting your child is a top priority, and we pride ourselves on being a pioneer in children's bedroom safety. We comply with all guidelines set forth by the Consumer Products Safety Commission and ASTM International. We are supporting members of the Juvenile Products Manufacturers Association.



At Young America, safety and quality go hand in hand. After one pull of a drawer and one look under the bed, you'll know what sets us apart from all other children's furniture lines. Proper construction and attention to detail insures years of comfortable, reliable use. When you furnish a room in Young America, you can rest assured that you're bringing home one of the highest quality, safest collections of children's furniture available.



Sleep Safely in Our Beds

THICK, STURDY POSTS

Solid hardwood posts joined by sturdy dowel pins provide maximum stability between top and bottom bunk

Bunk Ladders & Guard Rails attach to bed rails with screws, bed rails are fastened through posts with steel bolts

SLAT ROLL MATTRESS SUPPORT

Our slat roll comes in handy when underbed options are utilized, and bed rails are in Hi-lock position or when rails are in Lo-lock position for a transition bed configuration. Each wood slat fastens with screws providing support without the need for a box spring or a bunkie board. Your mattress should rest directly on our roll of wood slats

WARP-FREE BED RAILS

Ply construction instead of solid prevents warping or splitting in a most critical area of strength for beds

PROPER SPACING

Spindles and slats appropriately spaced prevent small fingers and toes from dangerous pinch-points

SECURE ATTACHMENTS

Hidden Treasures

AUTOMATIC DRAWER STOPS

Heavy-duty metal guides slide smoothly, prevent warping and offer patented automatic stops preventing dangerous spills

ADJUSTABLE LEVELERS

Adjustable inserts allow for easy set-up in older homes where floors may not be exactly level

SMOOTH TOUCH

All wood fully sanded drawer interiors have finished bottom panels with a protective coating preventing splinters or cracks

ANTI-TIP RESTRAINTS

Taller cases feature our tip kit that can secure the backs of cases to the wall deterring dangerous tipping

A CLEAN FINISH

Finishes are child-safe and meet all federal safety guidelines for lead content



SLAT ROLL MATTRESS SUPPORT



Significant Details



TIP RESTRAINTS



ADJUSTABLE LEVELERS



SLAT ROLL
MATTRESS SUPPORT



HI-LO BED RAIL
LOCKING SYSTEM ALLOWS
UNDERBED OPTIONS AND
BED CONVERSION




AUTOMATIC
DRAWER STOPS

DOVETAILING

Traditional English & French dovetailing at drawer fronts and backs represent the old-fashioned craftsmanship still used today for lasting strength and fit

HI-LO BED RAIL LOCKING SYSTEM

Hi-lock position raises the bed to accommodate underbed storage or sleep options. Or, select the Lo-lock position and add our -267 Pair Safety Rails to easily convert most twin and double beds 

FABRIC PROTECTION

Treated for soil resistance, the coated chair seat fabrics deter stains from accidental spills

SPACIOUS DRAWERS

Solid-ply constructed side, bottom and back panels provide maximum storage

DUST PANELS

Hardwood frames and inset panels between each drawer keep clothes dust free, add stability and sturdiness, and protect contents from shifting

WOOD CORNER BLOCKS

Solid hardwood corner blocks are glued and fastened in place with screws adding sturdiness and strength to cases and chairs

KILN-DRIED SOLID LUMBER

Solid woods are dried and cured to specifically controlled levels of moisture content for maximum durability and strength over the life of each piece of furniture

QUALITY VENEERS

Usually mistaken for a short-cut to save expense, high-grade, select veneers provide smooth, flat surfaces on end panels and tops where solid lumber would allow warping over time

MORTISE AND TENON

Cases are made with this time-honored technique, using notched joints to securely fasten interior structures for lasting durability

HARDWARE

Detailed finishes dress up our custom-crafted brass, nickel, pewter or other metal decorative hardware as well as the softest round turnings of wood knobs for maximum safety in a child's room

UNIQUE TO THE DESIGN

Each Young America design has its own distinctive 20+ step finish process developed and formulated specifically for furniture to be used by kids





youngAmericababy®

A registered trademark of Stanley Furniture Company, Inc.



Built to last. Built to fit. Built to grow.

youngAmerica®

A registered trademark of Stanley Furniture Company, Inc.

Young America® is a registered trademark of
 © Stanley Furniture Company, Inc.
 Stanleytown, VA 24168

