

# AVALON HEIGHTS



Stanley  
FURNITURE





## TABLE OF CONTENTS

- 2 Elements of Style
- 6 Dining
- 16 Bedroom
- 30 Living – Accents,  
Home Entertainment,  
Home Office
- 44 Details and Descriptions

MY HOW THE WORLD HAS CHANGED. And you have changed with it. Your life is firmly rooted in the here and now. But that doesn't mean you don't sometimes long for the comfort of what once was. How do you bridge those two desires? How do you reconcile your past with your future? Start by taking tradition and giving it a twist. Craft a home that reflects where you came from and where the future is taking you. Current, but not radical. Casual, yet with hints of glamor. A home built around Avalon Heights.

Rich with intent, the cornerstone of Avalon Heights is the clean, yet graceful lines that subtly inform every piece. Flowing forms are the collection's hallmark and focus. From serpentine shapes to projecting friezes, attention is paid to the finer details throughout. Nothing cold or hard or over-the-top here. The culmination is a look that is warm and smart, representing your world, today.

Tradition in Avalon Heights is showcased through the use of artisan techniques such as anigre fiddle tops or mapa burl inlay on select designs. Modernity gets a nod by combining a rich henna-toned finish, Chelsea, with metal accents. It is these surprising juxtapositions that allow Avalon Heights to span the past, present and future, and give it its ultimate charm—a graceful, yet forward feel.

In today's world, the old rules no longer apply. What does it mean to live in the 21st century? What if contemporary design was inviting and welcoming? What if it made you feel comfortable, yet stylish? You no longer have to ask "What if." Avalon Heights has answered all the questions, and the answer allows you to live your life, by your rules.

**Stanley**  
FURNITURE



# AVALON HEIGHTS

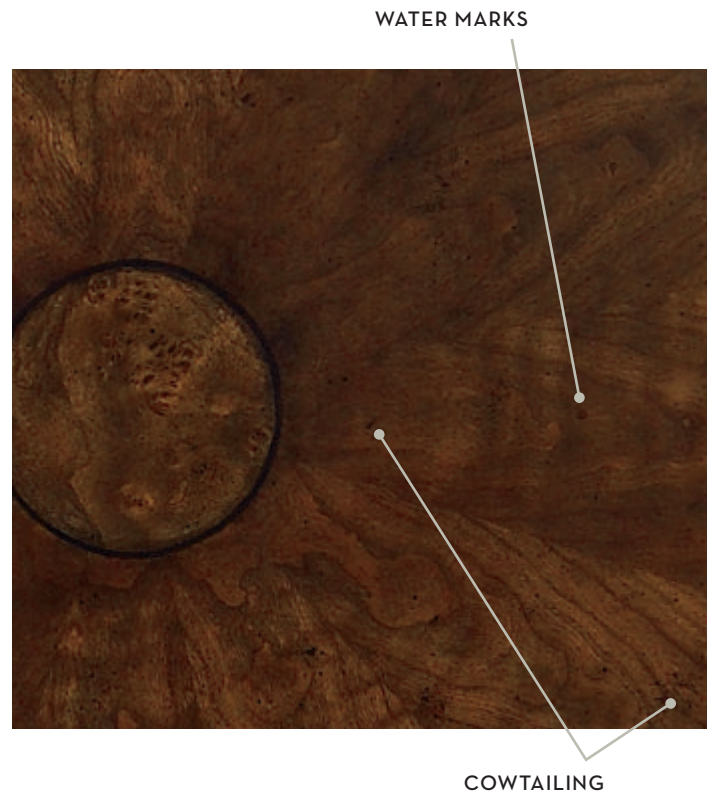





## ELEMENTS OF STYLE

### finish / wood characteristics

Subtle richness is the mark of Avalon Heights and the essential component of Chelsea, the collection's finish. A deep, welcoming cherry, with subtle, softly skived indentions, Chelsea lends a touch of the traditional to Avalon Height's contemporary leanings. Aging details such as rock, spatter, fly speck, cowtailing and water marks, add a final, finishing feature, hinting at a casual aura.






## hardware

---

Melding the time-honored with some modern touches, Avalon Heights offers either fluted bar pull or scalloped knob hardware. Classic design motifs in the shapes of the pulls and knobs elevate them from the ordinary. Completing the look, is a tarnished nickel finish, for hardware elements that provide a compelling addition to Avalon Height's focus on form.



KNOB



PULL

## fabric

---

Available on select Avalon Heights' designs are two fabrics: Blanc Noir and Chrome. An ivory top-grain leather, Blanc Noir adds an unexpected twist to the traditional leather, lending it a glamorous edge. Equally fashionable, Chrome is a quilted pewter fabric, which provides its own dose of elegance and sleekness.



BLANC NOIR LEATHER



CHROME FABRIC





# ELEMENTS OF STYLE

## design elements and style motifs

---



SERPENTINE FRONT



PROJECTING FRIEZE FRONT



CARVED FRAME POST



METAL BASE - LINKING OVAL MOTIF



METAL BASE - LINKING OVAL MOTIF



METAL BASE - SPLIT REVERSE OVAL MOTIF



METAL BASE - LINKING OCTAGON MOTIF



LYRE BASE PEDESTALS



SABRE STYLE LEGS






ANIGRE FIDDLE DOOR FRONT



ANIGRE FIDDLE HEADBOARD




HIGHLY FIGURED ROPEY CHERRY



MAPA BURL



MAPA BURL



HIGH-LOW CHERRY VENEERS



TWO-TONE FINISHED EXTERIOR



TWO-TONE FINISHED INSIDE DRAWERS



FULLY FINISHED INTERIORS






193-11-05  
**Marlowe Buffet**  
Chelsea finish  
(details p. 44)





dining





TOP: The interior of our Marlowe Buffet is as elegantly finished as the exterior.

MIDDLE: Inlays create a classic starburst design in a highly figured, rosey cherry top, just one of many lovely details that sets apart the Art Epoch Pedestal Table.

BOTTOM: Gently flowing in form, the Pedestal Table takes its inspiration for the shape of its base from the lyre.











193-11-30  
**Neo Deco Pedestal Table**  
Chelsea finish  
(details p. 44)



193-11-71  
**Starburst Arm Chair**  
Chelsea finish  
(details p. 45)



193-11-08  
**Empire Serving Console**  
Chelsea finish  
(details p. 44)

193-13-30  
**Mode Landscape Mirror**  
Chelsea finish  
(details p. 46)

TOP: Highly figured, ropey cherry panels of alternating heights bring dimension to the Mode Landscape Mirror's frame.

MIDDLE: Silver can rest safely and securely within the felt-lined drawers of the Empire Serving Console.

BOTTOM: Display your passion for wine with the Serving Console's removable wine rack, in a classic cross-hatch style.









193-11-36  
**Art Epoch Pedestal Table**  
Chelsea finish  
(details p. 44)



193-13-31  
**Grand Cinema Decorative Mirror**  
Chelsea finish  
(details p. 46)

193-11-06  
**Neo Deco Flip Top Console Table**  
Chelsea finish  
(details p. 44)



193-11-61  
**Starburst Side Chair**  
Chelsea finish  
(details p. 45)



193-11-71  
**Starburst Arm Chair**  
Chelsea finish  
(details p. 45)



193-11-72  
**Tempo Counter Stool**  
Chelsea finish  
(details p. 45)











ABOVE: The stunning mapa burl center inlay found in the Starburst Arm Chair elevates the design from mere seating to a work of art.



193-11-06  
**Neo Deco Flip Top Console Table**  
Chelsea finish  
(details p. 44)



193-11-71  
**Starburst Arm Chair**  
Chelsea finish  
(details p. 45)



193-11-73  
**Tempo Bar Stool**  
Chelsea finish  
(details p. 45)









193-13-45  
**Murray Hill Panel Bed**  
Chelsea finish  
(details p. 46)



bedroom









TOP: It's the hidden details, such as the solid cedar storage drawers found in the Fair Park Upholstered Storage Bed, which truly distinguish a design.

BOTTOM: Rich visual texture is the hallmark of the mapa burl inlay that adorns the top of the Neo Deco Lamp Table.





ABOVE: A serpentine-shaped front adds a lovely sense of movement to the Swingtime Dresser.



193-13-30  
**Mode Landscape Mirror**  
Chelsea finish  
(details p. 46)



193-13-06  
**Swingtime Dresser**  
Chelsea finish  
(details p. 46)



193-13-13  
**Swingtime Drawer Chest**  
Chelsea finish  
(details p. 46)













193-13-55  
**Fair Park Upholstered Panel Bed**  
Chelsea finish  
(details p. 47)



193-13-72  
**Nash Bed End Bench**  
Chelsea finish  
(details p. 48)



193-13-11  
**Resonance Moderne Media Chest**  
Chelsea finish  
(details p. 46)



TOP: When the modern world calls, the pullout writing surface of the Resonance Moderne Media Chest gives ample space for work matters.

MIDDLE: Hide all the media equipment you might need for a cozy in-home movie night behind the drop-front drawer of the Media Chest.

BOTTOM: Power is near at hand with the convenient electrical outlet placed on the back of the Resonance Moderne Media Chest.









TOP: Boldly curving to the night skies, the Murray Hill Panel Bed is a dramatic statement of form and texture with its richly beautiful anigre fiddle design and deeply striking cove molding.

BOTTOM: The inherent beauty of the wood grain is the central feature of the anigre fiddle woodwork on the Starburst Telephone Table's door.





193-13-31  
**Grand Cinema Decorative Mirror**  
Chelsea finish  
(details p. 46)

193-13-05  
**Resonance Moderne Dresser**  
Chelsea finish  
(details p. 46)

TOP: With room for your thickest sweaters, the double-deep storage drawers of the Resonance Moderne Dresser mix functionality with luxury.

BOTTOM: A deep cove molding creates a dramatic frame for the Grand Cinema Decorative Mirror, evoking the glamor of Hollywood's Golden Age.













193-13-41  
**Murray Hill Panel Storage Bed**  
Chelsea finish  
(details p. 47)



ABOVE: Both the Resonance Moderne and the Swingtime Night Stand boasts a hidden electrical outlet on the back for convenience.



193-13-80  
**Resonance Moderne Night Stand**  
Chelsea finish  
(details p. 48)




193-13-05  
**Resonance Moderne Dresser**  
Chelsea finish  
(details p. 46)



17 Swingtime Bachelor's Chest (details, p. 46)





193-15-06  
**Neo Deco Flip Top Console Table**  
Chelsea finish  
(details p. 48)





living





TOP: Make a style statement with the bewitching metal honeycomb design of the Roxy Glass Cocktail Table.

MIDDLE: The Empire Drawer End Table accents its unique form with a two-tone finish, darker on the base and drawer frame, to further highlight its architectural appeal.

BOTTOM: Metal becomes open and airy in the Illusion Martini Table, with its enigmatic split reverse oval motif.




193-15-06  
**Neo Deco Flip Top Console Table**  
Chelsea finish  
(details p. 48)



193-15-01  
**Roxy Glass Cocktail Table**  
Metal base, glass top  
(details p. 48)



193-15-10  
**Empire Drawer End Table**  
Chelsea finish  
(details p. 48)



193-15-16  
**Illusion Martini Table**  
Metal base, glass top  
(details p. 48)









TOP: Reminiscent of a bridge truss, the Empire Cocktail Table is an ode to form and structure.

BOTTOM: The Marlowe Drum Table boasts an adjustable shelf and a fully-finished interior, making it ideal for storage, but pretty enough to not have to hide.











193-15-06  
**Neo Deco Flip Top Console Table**  
Chelsea finish  
(details p. 48)



193-17-11  
**Resonance Moderne Media Chest**  
Chelsea finish  
(details p. 49)



193-15-14  
**Neo Deco Lamp Table**  
Chelsea finish  
(details p. 48)

TOP: Love it for its form, the simply stunning linked metal ovals, or for its function, the Neo Deco Flip Top Console opens to afford even more space for work, dining or display. Any way you use it, it's a show stopper.

BOTTOM: The magic of three is evident in the lyre-shaped base of the Neo Deco Lamp Table.









TOP: A motif of three overlapping metal ovals is used to great decorative effect on the Empire Media Console.

BOTTOM: Fit for the realities of today's media needs, the Console has a channeled back for cord management.



193-17-31  
**Empire Media Console**  
 Chelsea finish  
 (details p. 49)









TOP: Now more than ever, letters seem an elegant art deserving extra attention, the kind evident in the leather insert top of the Empire Writing Desk.

MIDDLE: Fully-extending drawer guides on the Desk indicate the level of craftsmanship behind every piece.

BOTTOM: When an extra work space is required, the Boulevard Credenza offers a pullout surface ideal for a multitude of tasks.











TOP: Whether highlighting a treasured memento or a beloved book, the touch light in the Boulevard Bookcase is a special detail.

MIDDLE: The Streamline Moderne Lateral File offers fully-extending guides on both drawers for ease of use.

BOTTOM: Keep important documents private and secure with the Lateral File's working locks.



193-18-04  
**Neo Deco Flip Top Writing Desk**  
Chelsea finish  
(details p. 49)



193-18-33  
**Streamline Moderne Lateral File**  
Chelsea finish  
(details p. 49)



193-11-75  
**Olympia Host Chair**  
Chelsea finish  
(details p. 45)



193-18-18  
**Boulevard Bookcase**  
Chelsea finish  
(details p. 49)







## 193-11 Chelsea

Select hardwood solids; highly figured ropery cherry veneers; anigre fiddle; mapa burl



### - 05 MARLOWE BUFFET

Two doors with two adjustable shelves behind doors; one drawer; one silver liner  
66W 20D 44 1/2H (168 x 51 x 113 cm)

SEE COVER, PAGES 6, 7, 8, 9



### - 08 EMPIRE SERVING CONSOLE

Two drawers; one removable wine rack; one stationary shelf; metal base  
47W 19D 41 1/2H (119 x 48 x 105 cm)

SEE PAGES 10, 11, 14

48 Diameter



### - 30 NEO DECO PEDESTAL TABLE

Consists of:


- 130 ROUND TABLE TOP

- 230 ROUND TABLE BASE

Fixed top; no leaves available; metal base

Overall: 48 Diameter 30H (122 x 76 cm)

SEE PAGES 1, 10, 11



top, both sides open



top, one side open



top, both sides closed



### - 06 NEO DECO FLIP TOP CONSOLE

Metal base; one drawer; one flip top

Dimensions: 46W 17D 31H (117 x 43 x 79 cm)

Dimensions with flip top open: 46W 34D 30H (117 x 86 x 76 cm)

SEE PAGES 12, 13, 14, 15, 30, 31, 32, 33, 36, 37

84 W



top no leaves



108 W



top with one 24" leaf



### - 36 ART EPOCH PEDESTAL TABLE

Consists of:

- 136 DOUBLE PEDESTAL TOP

- 236 DOUBLE PEDESTAL BASE

Highly figured ropery cherry; one 24" (61 cm) leaf; no additional leaves available

Overall: 84W 50D 30H (213 x 127 x 76 cm)

Overall dimensions with leaf: 108W 50D 30H (274 x 127 x 76 cm)

SEE COVER, PAGES 8, 9, 12, 13





**- 61 STARBURST SIDE CHAIR**

Super Comfort™ seat; Chrome fabric

Seat: 21W 17 7/8D 3 1/2H (53 x 45 x 9 cm)

Overall: 21W 24D 40H (53 x 61 x 102 cm)

SEE COVER, INSIDE FRONT COVER,  
PAGES 1, 12, 13



**- 71 STARBURST ARM CHAIR**

Super Comfort™ seat; Chrome fabric

Seat: 22 7/8W 17 7/8D 3 1/2H (58 x 45 x 9 cm)

Arm height: 25H (64 cm)

Overall: 23 1/4W 24D 40H (59 x 61 x 102 cm)

SEE COVER, PAGES 10, 11, 12, 13, 14, 15



**- 72 TEMPO COUNTER STOOL**

Super Comfort™ seat; Chrome fabric

Seat: 19 3/4W 18D 3 1/4H (50 x 46 x 8 cm)

Overall: 19 3/4W 21 11/16D 35 5/8H

(50 x 55 x 90 cm)

SEE PAGE 12



**- 73 TEMPO BAR STOOL**

Super Comfort™ seat; Chrome fabric

Seat: 19 3/4W 18D 3 1/4H (50 x 45 x 8 cm)

Overall: 19 3/4W 21 11/16D 41 5/8H

(50 x 55 x 106 cm)

SEE PAGE 14



**- 75 OLYMPIA HOST CHAIR**

Super Comfort™ seat; Chrome fabric

Seat: 21W 19 7/8D 3 1/2H (53 x 50 x 9 cm)


Overall: 21W 27 3/4D 42H

(53 x 70 x 107 cm)

SEE PAGES 8, 9, 34, 41, 42, 43

NOTE: Stanley Furniture may find it necessary to make changes to prices, colors, materials, equipment and specifications at any time or even discontinue certain items. We'll try not to, but our lawyers say we have to let you know that it could happen.

Stanley Furniture Company, Inc.  
Stanleytown, VA 24168  
stanleyfurniture.com





## BEDROOM

### 193-13 Chelsea

Select hardwood solids; highly figured rosey cherry veneers; anigre fiddle; mapa burl



#### - 05 RESONANCE MODERNE DRESSER

Six drawers

66W 21D 43 3/4H (168 x 53 x 111 cm)

SEE PAGES 26, 27, 28, 29



#### - 06 SWINGTIME DRESSER

Nine drawers

69 1/2W 21 1/2D 40 1/2H  
(177 x 55 x 103 cm)

SEE PAGES 18, 19, 20, 21



#### - 11 RESONANCE MODERNE MEDIA CHEST

Six drawers; one drop front drawer; one pullout work surface, one electrical outlet

45 3/4W 21D 46H (116 x 53 x 117 cm)

SEE PAGES 22, 23, 36, 37



#### - 30 MODE LANDSCAPE MIRROR

Beveled

37W 1 3/16D 47 1/2H  
(94 x 3 x 121 cm)

SEE PAGES 10, 11, 18, 19,  
20, 21



#### - 13 SWINGTIME DRAWER CHEST

Five drawers

44W 21D 57 5/8H (112 x 53 x 146 cm)

SEE PAGE 20



#### - 14 NEO DECO LAMP TABLE

Mapa burl in center medallion; one drawer  
30 Diameter 30H (76 x 76 cm)

SEE PAGES 17, 18, 19, 36, 37



#### - 17 SWINGTIME BACHELOR'S CHEST

Three drawers

36W 19D 34 3/16H (91 x 48 x 87 cm)

SEE PAGE 29



#### - 31 GRAND CINEMA DECORATIVE MIRROR

41W 1 3/16D 41H (104 x 3 x 104 cm)

SEE PAGES 9, 12, 13, 26, 27



#### - 40 MURRAY HILL PANEL BED 5/O QUEEN

Consists of:

- 140 PANEL HEADBOARD 5/O

Anigre fiddle headboard; bored for metal frame  
65W 2 3/4D 73H (165 x 7 x 185 cm)

- 240 PANEL FOOTBOARD 5/O

65 1/4W 2 1/2D 18H (166 x 6 x 46 cm)

- 340 PAIR PANEL RAILS 5/O

Bolt on construction

82W 1 15/16D 13H (208 x 5 x 33 cm)

Bottom of side rail to floor: 6H (15 cm)

Overall: 65 1/4W 73H 86L

(166 x 185 x 218 cm)

#### - 45 MURRAY HILL PANEL BED 6/6 KING

Consists of:

- 145 PANEL HEADBOARD 6/O-6/6

Anigre fiddle headboard; bored for metal frame  
81W 2 3/4D 74H (206 x 7 x 188 cm)

- 245 PANEL FOOTBOARD 6/O-6/6

81 1/4W 2 1/2D 18H (206 x 6 x 46 cm)

- 345 PAIR PANEL RAILS 6/6

Bolt on construction

82W 1 5/16D 13H (208 x 3 x 33 cm)

Bottom of side rail to floor: 6H (15 cm)

Overall: 81 1/4W 74H 86L

(206 x 188 x 218 cm)

#### - 46 MURRAY HILL PANEL BED 6/O CALIFORNIA KING

Consists of:

- 145 PANEL HEADBOARD 6/O-6/6

Anigre fiddle headboard; bored for metal frame  
81W 2 3/4D 74H (206 x 7 x 188 cm)

- 245 PANEL FOOTBOARD 6/O-6/6

81 1/4W 2 1/2D 18H (206 x 6 x 46 cm)

- 60 PAIR PANEL RAILS 6/O

86W 1 15/16D 13H (218 x 5 x 33 cm)

Bottom of side rail to floor: 6H (15 cm)

Overall: 81 1/4W 74H 90L

(206 x 188 x 229 cm)

SEE PAGES 16, 17, 24, 25





**- 41 MURRAY HILL PANEL STORAGE BED  
5/o QUEEN**

Consists of:

- 140 PANEL HEADBOARD 5/o  
Anigre fiddle headboard; bored for metal frame  
65W 2 3/4D 73H (165 x 7 x 185 cm)
- 252 STORAGE FOOTBOARD 5/o  
Two solid cedar drawers with touch latch  
drawer guides  
64 1/4W 2 1/2D 19H (163 x 6 x 48 cm)
- 352 PAIR STORAGE RAILS 5/o  
Bolt on construction  
82W 1 5/16D 13H (208 x 3 x 33 cm)

Bottom of side rail to floor: 6H (15 cm)

Overall: 65W 73H 85 5/8L

(165 x 185 x 217 cm)

**- 47 MURRAY HILL PANEL STORAGE BED  
6/6 KING**

Consists of:

- 145 PANEL HEADBOARD 6/o-6/6  
Anigre fiddle headboard; bored for metal frame  
81W 2 3/4D 74H (206 x 7 x 188 cm)
- 253 STORAGE FOOTBOARD 6/o-6/6  
Two solid cedar drawers with touch latch  
drawer guides  
80 1/2W 2 1/2D 19H (204 x 6 x 48 cm)
- 353 PAIR STORAGE RAILS 6/6  
Bolt on construction  
82W 1 5/16D 13H (208 x 3 x 33 cm)

Bottom of side rail to floor: 6H (15 cm)

Overall: 81W 74H 85 5/8L

(206 x 188 x 217 cm)

**- 48 MURRAY HILL PANEL STORAGE BED  
6/O CALIFORNIA KING**

Consists of:

- 145 PANEL HEADBOARD 6/o-6/6  
Anigre fiddle headboard; bored for metal frame  
81W 2 3/4D 74H (206 x 7 x 188 cm)
- 253 STORAGE FOOTBOARD 6/o-6/6  
Two solid cedar drawers with touch latch  
drawer guides  
80 1/2W 2 1/2D 19H (204 x 6 x 48 cm)
- 61 PAIR STORAGE RAILS 6/o  
86W 1 15/16D 13H (218 x 5 x 33 cm)

Bottom of side rail to floor: 6H (15 cm)

Overall: 81W 74H 89 5/8L

(206 x 188 x 228 cm)

SEE PAGES 28, 29



**- 54 FAIR PARK UPHOLSTERED PANEL BED  
5/o QUEEN**

Consists of:

- 152 UPHOLSTERED HEADBOARD 5/o  
Blanc Noir leather  
64 3/4W 6 1/4D 64H (164 x 16 x 163 cm)
- 240 PANEL FOOTBOARD 5/o  
65 1/4W 2 1/2D 18H (166 x 6 x 46 cm)
- 340 PAIR PANEL RAILS 5/o  
Bolt on construction  
82W 1 15/16D 13H (208 x 5 x 33 cm)

Bottom of side rail to floor: 6H (15 cm)

Overall: 65 1/4W 64H 90 3/4L

(166 x 163 x 231 cm)

**- 55 FAIR PARK UPHOLSTERED PANEL BED  
6/6 KING**

Consists of:

- 153 UPHOLSTERED HEADBOARD 6/o-6/6  
Blanc Noir leather  
80 3/4W 6 1/4D 64H (205 x 16 x 163 cm)
- 245 PANEL FOOTBOARD 6/o-6/6  
81 1/4W 2 1/2D 18H (206 x 6 x 46 cm)
- 345 PAIR PANEL RAILS 6/6  
Bolt on construction  
82W 1 5/16D 13H (208 x 3 x 33 cm)

Bottom of side rail to floor: 6H (15 cm)

Overall: 81 1/4W 64H 90 3/4L

(206 x 163 x 231 cm)

**- 56 FAIR PARK UPHOLSTERED PANEL BED  
6/O CALIFORNIA KING**

Consists of:

- 153 UPHOLSTERED HEADBOARD 6/o-6/6  
Blanc Noir leather  
80 3/4W 6 1/4D 64H (205 x 16 x 163 cm)
- 245 PANEL FOOTBOARD 6/o-6/6  
81 1/4W 2 1/2D 18H (206 x 6 x 46 cm)
- 60 PAIR PANEL RAILS 6/o  
86W 1 15/16D 13H (218 x 5 x 33 cm)

Bottom of side rail to floor: 6H (15 cm)

Overall: 81 1/4W 64H 94 3/4L

(206 x 163 x 241 cm)

SEE PAGES 22, 23, 24, 25



**- 52 FAIR PARK UPHOLSTERED STORAGE  
BED 5/o QUEEN**

Consists of:

- 152 UPHOLSTERED HEADBOARD 5/o  
Blanc Noir leather  
64 3/4W 6 1/4D 64H (164 x 16 x 163 cm)
- 252 STORAGE FOOTBOARD 5/o  
Two solid cedar drawers with touch latch  
drawer guides  
64 1/4W 2 1/2D 19H (163 x 6 x 48 cm)
- 352 PAIR STORAGE RAILS 5/o  
Bolt on construction  
82W 1 5/16D 13H (208 x 3 x 33 cm)

Bottom of side rail to floor: 6H (15 cm)

Overall: 64 3/4W 64H 90 5/8L

(164 x 163 x 230 cm)

**- 53 FAIR PARK UPHOLSTERED STORAGE  
BED 6/6 KING**

Consists of:

- 153 UPHOLSTERED HEADBOARD 6/o-6/6  
Blanc Noir leather  
80 3/4W 6 1/4D 64H (205 x 16 x 163 cm)
- 253 STORAGE FOOTBOARD 6/o-6/6  
Two solid cedar drawers with touch latch  
drawer guides  
80 1/2W 2 1/2D 19H (204 x 6 x 48 cm)
- 353 PAIR STORAGE RAILS 6/6  
Bolt on construction  
82W 1 5/16D 13H (208 x 3 x 33 cm)

Bottom of side rail to floor: 6H (15 cm)

Overall: 80 3/4W 64H 90 5/8L

(205 x 163 x 230 cm)

**- 57 FAIR PARK UPHOLSTERED STORAGE  
BED 6/O CALIFORNIA KING**

Consists of:

- 153 UPHOLSTERED HEADBOARD 6/o-6/6  
Blanc Noir leather  
80 3/4W 6 1/4D 64H (205 x 16 x 163 cm)
- 253 STORAGE FOOTBOARD 6/o-6/6  
Two solid cedar drawers with touch latch  
drawer guides  
80 1/2W 2 1/2D 19H (204 x 6 x 48 cm)
- 61 PAIR STORAGE RAILS 6/o  
86W 1 15/16D 13H (218 x 5 x 33 cm)

Bottom of side rail to floor: 6H (15 cm)

Overall: 80 3/4W 64H 94 5/8L

(205 x 163 x 240 cm)

SEE PAGES 18, 19



**193-13 Chelsea**

*Select hardwood solids; highly figured ropey cherry veneers; anigre fiddle; mapa burl*



**- 72 NASH BED END BENCH**

Super Comfort™ seat; Chrome fabric  
54W 19D 20H (137 x 48 x 51 cm)

SEE PAGES 22, 23, 24



**- 80 RESONANCE MODERNE NIGHT STAND**

Two drawers; one electrical outlet  
29W 18D 29 7/8H (74 x 46 x 76 cm)

SEE PAGES 28, 29



**- 81 STARBURST TELEPHONE TABLE**

Anigre fiddle door; one drawer; one door  
22W 18D 34H (56 x 46 x 86 cm)

SEE PAGES 24, 25



**- 82 SWINGTIME NIGHT STAND**

Three drawers; one electrical outlet  
30W 18D 30H (76 x 46 x 76 cm)

SEE PAGE 25

**193-15 Chelsea**

*Select hardwood solids; highly figured ropey cherry veneers; anigre fiddle; mapa burl*



**- 01 ROXY GLASS COCKTAIL TABLE**

Metal base; tempered glass top with 1/2" polished edge

44 Diameter 18H (112 x 46 cm)

SEE PAGES 32, 33



**- 03 EMPIRE COCKTAIL TABLE**


Anigre fiddle top

48W 48D 20H (122 x 122 x 51 cm)

SEE PAGES 34, 35



top, one side open



**- 06 NEO DECO FLIP TOP CONSOLE**

Metal base; one drawer; one flip top

Dimensions: 46W 17D 31H (117 x 43 x 79 cm)

Dimensions with flip top open: 46W 34D 30H (117 x 86 x 76 cm)

SEE PAGES 12, 13, 14, 15, 30, 31, 32, 33, 36, 37




**- 10 EMPIRE DRAWER END TABLE**

Anigre fiddle; one drawer

28W 28D 28H (71 x 71 x 71 cm)

SEE PAGES 32, 33



**- 13 MARLOWE DRUM TABLE**

Two doors; one adjustable shelf

27 1/4 Diameter 27 1/4D 28H (69 x 69 x 71 cm)

SEE PAGES 34, 35



**- 14 NEO DECO LAMP TABLE**

Mapa burl in center medallion; one drawer  
30 Diameter 30H (76 x 76 cm)

SEE PAGES 17, 18, 19, 36, 37



**- 16 ILLUSION MARTINI TABLE**

Metal base; tempered glass top with 1/4" glass insert

17 Diameter 28H (43 x 71 cm)

SEE PAGES 32, 33



### 193-17 Chelsea

Select hardwood solids; highly figured rosey cherry veneers; anigre fiddle; mapa burl



#### - 11 RESONANCE MODERNE MEDIA CHEST

Six drawers; one drop front drawer; one pullout work surface; one electrical outlet  
45 3/4W 21D 46H (116 x 53 x 117 cm)

SEE PAGES 22, 23, 36, 37



#### - 31 EMPIRE MEDIA CONSOLE

Metal base; two drawers; four removable shelves; one stationary shelf; one electrical outlet  
62W 18D 32H (157 x 46 x 81 cm)

SEE PAGES 34, 35, 38, 39



#### - 42 BOULEVARD CREDENZA

Two file drawers with working locks; one electrical outlet; two pullout work surfaces; two stationary shelves  
60 1/8W 22D 32 1/4H (153 x 56 x 82 cm)

SEE PAGES 40, 41

### 193-18 Chelsea

Select hardwood solids; highly figured rosey cherry veneers; anigre fiddle; mapa burl



#### - 03 EMPIRE WRITING DESK

Metal base; leather insert top; one drawer  
62W 29D 30H (157 x 74 x 76 cm)

SEE PAGES 40, 41



top, one side open



#### - 04 NEO DECO FLIP TOP WRITING DESK

Metal base; one drawer; one flip top  
Dimensions: 46W 17D 31H (117 x 43 x 79 cm)  
Dimensions with flip top open: 46W 34D 30H (117 x 86 x 76 cm)

SEE PAGES 42, 43



#### - 11 RESONANCE MODERNE MEDIA CHEST

Six drawers; one drop front drawer; one pullout work surface; one electrical outlet  
45 3/4W 21D 46H (116 x 53 x 117 cm)

SEE PAGES 22, 23, 36, 37



#### - 18 BOULEVARD BOOKCASE

Consists of:

##### - 118 BOOKCASE DECK

Two grommet holes; one touch light  
Must be sold with -218 base  
34 1/4W 15D 59H (87 x 38 x 150 cm)

##### - 218 BOOKCASE BASE

One file drawer; one working lock  
Must be sold with -118 deck  
34 1/4W 20D 23 1/4H (87 x 51 x 59 cm)

Overall: 34 1/4W 20D 82 1/4H (87 x 51 x 209 cm)

SEE PAGES 42, 43



#### - 33 STREAMLINE MODERNE LATERAL FILE

Two file drawers; two working locks  
32 1/4W 22D 32 1/4H (82 x 56 x 82 cm)

SEE PAGES 41, 42, 43



#### - 42 BOULEVARD CREDENZA

Two file drawers with working locks; one electrical outlet; two pullout work surfaces; two stationary shelves  
60 1/8W 22D 32 1/4H (153 x 56 x 82 cm)

SEE PAGES 40, 41





Printed on FSC certified material

**Stanley**  
FURNITURE

P.O. BOX 30 • 1641 FAIRYSTONE PARK HWY • STANLEYTOWN, VA 24168  
[stanleyfurniture.com](http://stanleyfurniture.com)