


2ND NATURE



youngAmerica®  
MADE IN THE USA 



# 2ND NATURE



FOR KIDS, IT'S LEARNING, DISCOVERING, creating and dreaming. For parents, it's caring, nurturing, protecting and loving. 2nd Nature is effortless, unstudied, spontaneous and intuitive. It's the behavior that comes to us naturally as breathing. It's behind every "what if" or "why" "be careful" and "I love you."

With its stunningly simple design, Young America's 2nd Nature embodies the easy, unforced, purity that characterizes the sweetest part of childhood. Crafted from the highest-grade Northern hardwood maple solids and veneers, 2nd Nature delivers sleep, storage and study solutions that will see your child from sleeping through the night to sleepovers to senior high study groups.

2nd Nature combines simple lines and gently rounded shapes to compliment any décor. Its transparent finish allows the beauty of wood grain, knots and color variations to show through, infusing a clean, natural look into any room.

It's only natural to want the best for your child. So, like all our furniture, 2nd Nature is made in the USA, delivering unequalled safety, quality and style. Plus, our product is GREENGUARD® Certified—which means they meet the most stringent chemical emissions standards in the world.

Turn the page and discover your 2nd Nature.

**youngAmerica**  
MADE IN THE USA 

# IN THE DETAILS

BEAUTY IS IN THE DETAILS and that's especially true with this collection. Crafted from wood that's harvested exclusively from sustainable forests in North America, 2nd Nature is just one example of how we're able to reduce our carbon footprint on the environment by not importing lumber from a foreign source. Take a closer look at what makes 2nd Nature such a natural beauty.

## Finish / Wood Characteristics

**Espresso** – Made of hard maple with select hardwood solids and maple veneers and hand finished with a high gloss contemporary espresso finish.

**Natural** – Made of clear northern hard maple with select hardwood solids and clear maple veneers, Natural showcases wood's inherent beauty with its clear glossy finish.

**Starlight** – Made of poplar solids and select hardwood solids hand-painted and finished in glossy white.

### stains




ESPRESSO 11



NATURAL 51

### paints



STARLIGHT B1

## Quality Cues




### WOODEN MATTRESS PLATFORM

An attached wooden mattress platform further insures the safety of your little one. Because their security gives you sweet dreams.

It's one thing to claim quality and another to prove it. Look for these telltale signs of quality in all Young America furniture:

- ✔ Wooden mattress platform for all cribs
- ✔ Dovetail drawers front and back
- ✔ Clear coated, finished drawers
- ✔ Corner blocked under drawer construction
- ✔ Automatic drawer stops
- ✔ Dust panel between each drawer
- ✔ Solid hardwood corner blocks are glued and fastened in place with screws to strengthen the cases and chairs
- ✔ Finished and screwed on back panels
- ✔ Adjustable levelers
- ✔ Tip restraints on all taller cases



### DOVETAILING

Old-fashioned craftsmanship for strength and lasting fit



### WOOD CORNER BLOCKS

Grooved, glued and fastened in place with screws for the most sturdy fits



### SCREWED-IN BACK PANELS

Screws, not staples, provide added strength and stability



### ADJUSTABLE LEVELERS

Adjustable inserts allow for easy set-up in older homes where floors may not be exactly level

## Hardware

---

True to its clean, natural lines, 2nd Nature features solid wood knobs and pulls.



WOOD KNOB

## Committed to Safety

---

Young America is committed to making beautiful, high quality furniture. Our standard of safety is the highest you can buy for your child.



**Intertek**

Look for the “Intertek Check” when buying a new crib.



GREENGUARD Certification sets the most stringent indoor air quality standards in the world.

## Made in the USA

---



Young America is committed to being the brand you can trust. As such, we assure you that the safety of our products is foremost in every decision we make. In some instances a small number of certain component parts such as assembly hardware or wood slats for mattress support may originate outside the U.S. and subsequently be assembled, finished and/or packaged by us in our domestic factories. In such cases, we incorporate these components only when we are 100% satisfied that they meet our stringent safety and quality standards. The Young America brand goes on nothing that we have not tested with our own rigorous manufacturing standards and processes.





# built to grow™



BTG-2400-51, **Built to Grow Sleigh Crib** (details p. 38)

CHS-3300-51, **Changing Station** (details p. 43)

CHS-0001-51, **Single Dresser** (details p. 43)

353-0012-51, **Chest** (details p. 43)

NATURAL 51



Additional items may be needed to convert crib as displayed. Please consult your retailer.



Children grow. Needs change. Taste evolves. Style transforms. In fact, the one thing you can count on with children is change. That's why we build 2nd Nature—and all Young America furniture—with the ability to adapt to all the changes your child will face.

From the infant safe haven to the rough and tumble world of toddlers, from the multi-use play/chill space of tweens to the uber-private world of teens, your child's room reflects the stages of their lives. 2nd Nature offers a range of sleep storage and study options to see them through it all.

What's more, our commitment to quality construction means 2nd Nature is built to withstand more than just the day-to-day rigors of childhood; it's built to endure the year-to-year tests of today's youth. Plus its clean, spare lines stylishly accommodate decades of room makeovers.

**1**  
infant

Your infant needs sleep. Focus on a safe, comforting environment where all the essentials are within reach.

**2**  
preschool

Your preschooler is filled with curiosity. Choose furniture that promotes safe exploration, and can hold all the toys a young explorer needs.

**3**  
tween

Your tween needs space to study and play. Focus on furniture that plays multiple roles, so the room doesn't become too crowded.

**4**  
teen

Your teen needs storage, storage and storage. Make sure his or her refuge has space for everything so it doesn't end up on the floor.

Built to Grow cribs provide safety at every stage as they change with your child offering a full range of storage options to see them from infancy through toddler, tween and teenage years.





BTG-2000-B1  
**Built to Grow Slat Crib**  
STARLIGHT B1  
(details p. 38)




353-0014-B1  
**Door Chest**  
STARLIGHT B1  
(details p. 43)



CHS-3300-B1  
**Changing Station**

353-0002-B1  
**Dresser**  
STARLIGHT B1  
(details p. 43)



STARLIGHT B1



SSC-1000-11  
**Stationary Crib**  
ESPRESSO 11  
(details p. 38)



353-0224-11  
**Large Hutch**  
(details p. 44)

353-0002-11  
**Dresser**  
ESPRESSO 11  
(details p. 43)

ESPRESSO 11



Our stationary cribs also morph from crib to toddler bed to daybed.

Additional items may be needed to convert crib as displayed. Please consult your retailer.



*Sophia's nature is all smiles and giggles. She's particularly playful after a solid nap in her 2nd Nature Stationary Crib. Its natural finish brings the outdoors inside and gives Froggy a perfect place to perch.*

---



353-0014-51  
**Door Chest**  
NATURAL 51  
(details p. 43)



SSC-1400-51  
**Stationary Crib**  
NATURAL 51  
(details p. 38)






BED-5193-11  
**Twin Louis Philippe Panel Bed**  
 ESPRESSO 11  
 (details p. 39)

shown on p. 13 with TSU-0069-11  
 Underbed Trundle Unit  
 (details p. 42)



353-0082-11  
**Night Stand**  
 ESPRESSO 11  
 (details p. 43)



353-0013-11  
**Bookcase**  
 ESPRESSO 11  
 (details p. 43)

Stash books, toys, blankets and treasures in this roomy drawer. Tucked into the bottom of the bookcase it adds stability, strength and an extra measure of functionality to this multi-use bookcase.






ESPRESSO 11



BED-5990-11  
**Twin Daybed**  
ESPRESSO 11  
(details p. 38)



MIR-3150-11  
**Vertical Slat Mirror**  
(details p. 43)



353-0002-11  
**Dresser**  
ESPRESSO 11  
(details p. 43)



STARLIGHT B1



BNK-7320-B1  
**Twin Bunk Bed**  
 STARLIGHT B1  
 (details p. 41)

shown on p. 16 with 353-O279-B1  
 Captain's Storage Drawers  
 (details p. 42)



Finials included to allow conversion  
 to two half bunks.



Captain's Drawers beneath a bottom bunk add the ultimate  
 in space-saving storage. Configure generous drawers and  
 shelves to meet your specific needs.



*Lydia and Larkin were born three minutes  
 apart with identical blond peach fuzz and  
 an identical brown spot in the blue iris of  
 their left eye. They both love pale pink and  
 gossamer fairy wings and never, ever fight  
 over the top bunk. OK, almost never.*



353-O224-B1  
**Large Hutch**  
 (details p. 44)

353-0002-B1  
**Dresser**  
 STARLIGHT B1  
 (details p. 43)



HBD-5783-11  
**Twin Low Post Headboard**  
(details p. 40)

LPF-3285-11  
**Twin Low Profile Footboard**  
ESPRESSO 11  
(details p. 42)


requires purchase of RLS-0050-11  
Pair of Wood Rails  
and SLR-0368-00 Slat Roll



BED-5783-11  
**Twin Low Post Bed**  
ESPRESSO 11  
(details p. 40)



353-0080-11  
**Night Stand**  
ESPRESSO 11  
(details p. 43)



ESPRESSO 11



BED-5794-51  
**Double Slat Bed**  
NATURAL 51  
(details p. 40)



WAL-8280-51  
**Drawer Bookcase**

WAL-8230-51  
**Large Storage Hutch**

WAL-8290-51  
**Door Bookcase**  
NATURAL 51  
(details p. 45)

BSK-0434-00  
**Marimba Abaca Basket with Liner**  
(baskets sold separately, details p. 45)





# WALL UNITS

Create storage central with our customizable wall units. Choose from a range of bookcases and storage hutches to create your base. Then pair it with whatever you need. Baby's room? Choose a dresser with a changing station. Tween haven? Tuck a cozy bed between bookcases. Study time? Fit a desk within arms reach of all their essentials. The best part is that no matter where you start, your storage can grow right along with your child.

WAL-8270-51  
**Open Bookcase**  
NATURAL 51  
(baskets sold separately, details p. 45)

WAL-8120-51  
**Storage Hutch**  
NATURAL 51  
(details p. 45)

WAL-8290-51  
**Door Bookcase**  
NATURAL 51  
(baskets sold separately, details p. 45)

CHS-3300-51  
**Changing Station**  
NATURAL 51  
(details p. 43)

353-0001-51  
**Single Dresser**  
NATURAL 51  
(details p. 43)

BSK-O434-00  
**Marimba Abaca Basket with Liner**  
(details p. 45)



WAL-8270-51  
**Open Bookcase**  
NATURAL 51  
(baskets sold separately, details p. 45)

WAL-8120-51  
**Storage Hutch**  
NATURAL 51  
(details p. 45)

WAL-8290-51  
**Door Bookcase**  
NATURAL 51  
(baskets sold separately, details p. 45)

353-0035-11  
**Twin Panel Bed**  
ESPRESSO 11  
(details p. 42)

BSK-O434-00  
**Marimba Abaca Basket with Liner**  
(details p. 45)





WAL-8290-B1

**Door Bookcase**

STARLIGHT B1

(baskets sold separately, details p. 45)

WAL-8120-B1

**Storage Hutch**

STARLIGHT B1

(details p. 45)

WAL-8270-B1

**Open Bookcase**

STARLIGHT B1

(baskets sold separately, details p. 45)

CHS-3300-B1

**Changing Station**

STARLIGHT B1

(details p. 43)

WAL-8190-B1

**Large Console**

STARLIGHT B1

(baskets sold separately, details p. 45)

BSK-O434-00

**Marimba Abaca Basket with Liner**

(details p. 45)



WAL-8290-B1

**Door Bookcase**

STARLIGHT B1

(baskets sold separately, details p. 45)

WAL-8120-B1

**Storage Hutch**

STARLIGHT B1

(details p. 45)

WAL-8270-B1

**Open Bookcase**

STARLIGHT B1

(baskets sold separately, details p. 45)

WAL-8220-B1

**Writing Desk**

STARLIGHT B1

(details p. 44)

CHR-0071-B1

**Banker's Chair**


STARLIGHT B1

(details p. 44)

BSK-O434-00

**Marimba Abaca Basket with Liner**

(details p. 45)



STARLIGHT B1



BED-5593-B1  
**Twin Sleigh Bed**  
STARLIGHT B1  
(details p. 39)

shown on p. 24 with TSU-0069-B1  
Underbed Trundle Unit  
(details p. 42)



353-0004-B1  
**Growing Up Dresser**  
STARLIGHT B1  
(details p. 43)



MIR-3150-B1  
**Vertical Slat Mirror**  
STARLIGHT B1  
(details p. 43)




NATURAL 51



353-0035-51  
**Twin Panel Bed**  
NATURAL 51  
(details p. 42)



353-0080-51  
**Night Stand**  
NATURAL 51  
(details p. 43)



Jordan would live outside if he could, romping in the woods with his Dalmatian, Kelly. Well, he will once he gets his Dalmatian, Kelly. If only mom and dad would please, please, please, please get him a dog. He promises to feed it and take it on walks every day. He promises.



353-0012-51  
**Chest**  
NATURAL 51  
(details p. 43)



ESPRESSO 11



BED-5423-11  
**Twin Antiquity Low Post Panel Bed**  
 ESPRESSO 11  
 (details p. 39)

shown on p. 29 with TSU-0069-11  
 Underbed Trundle Unit  
 (details p. 42)



They never outgrow trundles, because they never outgrow sleepovers. Roll it out for guests, and then easily tuck it out of sight when they wake up-around noon-ish usually.



353-0224-11  
**Large Hutch**  
 (details p. 44)

353-0002-11  
**Dresser**  
 ESPRESSO 11  
 (details p. 43)



353-0080-11  
**Night Stand**  
 ESPRESSO 11  
 (details p. 43)



HBK-7360-51  
**Twin Half Bunk Bed**  
NATURAL 51  
(details p. 40)



353-0013-51  
**Bookcase**  
NATURAL 51  
(baskets sold separately, details p. 45)



353-0082-51  
**Night Stand**  
NATURAL 51  
(details p. 43)



NATURAL 51



BNK-7410-11  
Double Over Double Bunk Bed  
ESPRESSO 11  
(details p. 41)



Finials included to allow conversion  
to two half bunks.



ESPRESSO 11



HBK-7370-B1  
**Twin Half Bunk Bed**  
STARLIGHT B1  
(details p. 41)




353-0022-B1  
**Student Hutch**  
(details p. 44)

353-0027-B1  
**Student Desk**  
STARLIGHT B1  
(details p. 44)



CHR-0070-B1  
**Student Chair**  
STARLIGHT B1  
(details p. 44)



STARLIGHT B1



# Born here. Raised here. Without compromise.



**MADE IN THE  
USA**

Young America is committed to being the brand you can trust. As such, we assure you that the safety of our products is foremost in every decision we make. In some instances a small number of certain component parts such as assembly hardware or wood slats for mattress support may originate outside the U.S. and subsequently be assembled, finished and/or packaged by us in our domestic factories. In such cases, we incorporate these components only when we are 100% satisfied that they meet our stringent safety and quality standards. The Young America brand goes on nothing that we have not tested with our own rigorous manufacturing standards and processes.

## **SAFETY**

Young America not only meets, but also exceeds all mandatory safety regulations set by the Consumer Product Safety Commission (CPSC). The next level of product safety guidelines are voluntary. Groups such as the Juvenile Product Manufacturers Association



(JPMA) and the American Society of Testing and Materials (ASTM) create voluntary standards to guide the furniture industry, which we also exceed. But Young America doesn't stop there. In fact, our company is actively involved with the CPSC and ASTM in helping to fight for increased regulation and to make those standards even more strict.

Then there's the third level of safety assurance; and this is where Young America leads the industry. Intertek, the leading independent third party certification lab for safety and design, helps us go beyond testing, inspecting and certifying products. We reduce risk by incorporating manufacturing principles and processes that ensure consistency and reliability. We mitigate mistakes that can result in a quality or safety issue. Our work with Intertek has earned not only a reputation for value in our products, but an increased level of trust for the Young America brand. Our goal when it comes to safety is simple: We provide our customers with confidence. So look for the "Intertek Check" when you're buying a crib for your child. You'll certainly find it here.



## QUALITY

We've been making furniture since 1924. Young America is a work of art with engineering evident down to its core. We start with high quality American hardwoods and veneers from sustainable forests, then we build on the tradition of craftsmanship we've practiced for nearly a century. Look closely and you'll recognize these hallmarks of quality:

- Wooden mattress platforms for all cribs
- Mortise and tenon joints
- Dovetailed drawers in front and back
- Screwed (not stapled) back panels
- Adjustable levelers
- Dust panels
- Wood corner blocks

Keeping an eye on quality is easy when everything's made right under your nose.

## CHOICE AND COLOR

Indulge in free expression with Young America's vast array of colors, finishes and styles. In fact, we offer more pieces in more colors than we think you'll find anywhere. The choice is yours.

## GREEN

Kids spend nearly 85% of their time indoors, where the air can be two-to-five times more polluted than outdoor air thanks to toxic chemical emissions from everyday products like furniture, electronics, appliances and cleaners. GREENGUARD® Certification means our product has been independently tested to meet the most stringent chemical emissions standards in the world. What's more, by reducing packaging materials and recovering and reusing solvent materials, we reduce the amount of waste created in our manufacturing process.



As a founding member of the Sustainable Furnishings Council, Young America leads the industry in addressing our environmental challenges. We are proud members of Appalachian Hardwood Manufacturers Incorporated, procuring the vast majority of our lumber from within 300 miles of our factories. This supports domestic mills, not to mention our country's efforts towards reforestation.



Testing in dynamic environmental chamber where air flow simulates actual use.

Last, but certainly not least, by making our products in the USA, we're not polluting the air using fossil fuels to ship our products across oceans just to get it to you.

For more information, visit [youngAmerica.com](http://youngAmerica.com).

Look for the icons below in the product specification pages to learn more about the different features offered by Young America.



### DRAWER STOPS

Heavy-duty metal guides slide smoothly, prevent warping and offer patented automatic stops preventing dangerous spills.



### HI-LO BEDRAIL LOCKING SYSTEM

Hi-lock position raises the bed to accommodate underbed storage or sleep options. Or, select the Lo-lock position and add our

PSR-0267 Pair Safety Rails to easily convert most twin and double beds to a transition bed.



### ADJUSTABLE LEVELERS

Adjustable inserts allow for easy set-up in older homes where floors may not be exactly level.



### SLAT-ROLL MATTRESS SUPPORT

Handy when underbed options are utilized, and bed rails are in Hi-lock position or a transition bed configuration. Each wood slat

fastens with screws providing support without the need for a box spring or a bunkie board. Your mattress rests directly on the slat roll.



### TIP RESTRAINTS

Taller cases feature our anti-tipping kit that can secure the backs of cases to the wall deterring dangerous tipping.



### ELECTRONICS READY

Openings in convenient but discreet places that allow cords to pass through.



### CAPTAIN'S STORAGE DRAWERS

Recognizing kid's rooms are often small, this storage option helps save valuable floor space.



### UNDERBED SPACE SAVER

A useful and easy option when a quick need for additional sleep space is needed.



### UNDERBED TRUNDLE UNIT

Provides additional sleep and storage room when space is at a premium.

# CRIBS/DAYBEDS



### BTG-2000 BUILT TO GROW SLAT CRIB

Mattress platform has two height adjustments  
Ends have openings for bumper ties

Overall: 30 11/16W 51 1/2H 58L  
(78 x 131 x 147 cm)

### BTK-3230 Toddler Bed Kit

Purchase converts crib to toddler bed/daybed  
Includes toddler bed rail and frame

### BTF-3235 Built to Grow Conversion Kit

Purchase converts crib to 4/6 double bed

Consists of RLS-0050 3/3-4/6 Pair of Hook on Rails

5 1/4H 76L (13 x 193 cm)

SLR-0468-00 4/6 Slat Roll

4/6 bed will accommodate PSR-3267 Safety Rails

Can be used as headboard only with metal bed frame

Accommodates underbed storage options

When converted to 4/6 bed:

58 3/8W 51 1/2H 79 5/8L  
(148 x 131 x 202 cm)

SEE PAGES 6, 7



### BTG-2400 BUILT TO GROW SLEIGH CRIB

Mattress platform has two height adjustments  
Ends have openings for bumper ties

Overall: 38W 47 1/2H 55 1/2L  
(97 x 121 x 141 cm)

### BTK-3230 Toddler Bed Kit

Purchase converts crib to toddler bed/daybed

Includes toddler bed rail and frame

### BTF-3235 Built to Grow Conversion Kit

Purchase converts crib to 4/6 double bed

Consists of RLS-0050 3/3-4/6 Pair of Hook on Rails

5 1/4H 76L (13 x 193 cm)

SLR-0468-00 4/6 Slat Roll

4/6 bed will accommodate PSR-3267 Safety Rails

Can be used as headboard only with metal bed frame

Accommodates underbed storage options

When converted to 4/6 bed:

55 7/8W 48 3/4H 87 7/8L  
(142 x 124 x 223 cm)

SEE PAGES 3, 4, 5



### BED-5990 TWIN DAYBED

### DBS-5990 Twin Daybed Sides 3/3

### DBP-5990 Daybed Back Panel and (Hook) Side Rail 3/3

### SLR-O368 Slat Roll 3/3

Bottom of side rail to floor: low lock  
7 1/2H (19 cm)

bottom of side rail to floor: high lock  
13 1/2H (34 cm)

Overall: 42 5/8W 43H 92 3/8L  
(108 x 109 x 235 cm)

SEE PAGES INSIDE FRONT COVER, 1, 14, 15



### SSC-1000 STATIONARY CRIB

Mattress platform has two height adjustments  
Ends have openings for bumper ties

### STK-3435 Stationary Toddler Kit

Purchase converts crib to toddler bed/daybed,  
includes toddler bed rail and frame

Overall: 30W 43 13/16H 61 3/8L  
(76 x 111 x 156 cm)

SEE PAGES 8, 9



### SSC-1400 STATIONARY CRIB

Mattress platform has two height adjustments  
Ends have openings for bumper ties

### STK-3435 Stationary Toddler Kit

Purchase converts crib to toddler bed/daybed,  
includes toddler bed rail and frame

Overall: 32 3/8W 43 7/8H 57L  
(82 x 111 x 145 cm)

SEE PAGES 10, 11



**BED-5193 TWIN LOUIS PHILIPPE PANEL BED**

**HBD-5193 Headboard 3/3**

bored for metal frame  
44 1/4W 50 13/16H (112 x 129 cm)

**FTB-5193 Footboard 3/3**

44 1/4W 26 13/16H (112 x 68 cm)

**RLS-0050 Pair Wood Rails**

3/3-4/6 (Hook)  
5 1/4H 76L (13 x 193 cm)

**SLR-O368 Slat Roll 3/3**

bottom of side rail to floor: low lock  
7 1/2H (19 cm)  
bottom of side rail to floor: high lock  
13 1/2H (34 cm)

Overall: 44 1/4W 50 13/16H 79 3/16L  
(112 x 129 x 201 cm)

SEE PAGES 12, 13



**BED-5194 DOUBLE LOUIS PHILIPPE PANEL BED**

**HBD-5194 Headboard 4/6**

bored for metal frame  
59 1/4W 51 13/16H (150 x 132 cm)

**FTB-5194 Panel Footboard 4/6**

59 1/4W 26 13/16H (150 x 68 cm)

**RLS-0050 Pair Wood Rails**

3/3-4/6 (Hook)  
5 1/4H 76L (13 x 193 cm)

**SLR-O468 Slat Roll 4/6**

bottom of side rail to floor: low lock  
7 1/2H (19 cm)  
bottom of side rail to floor: high lock  
13 1/2H (34 cm)

Overall: 59 1/4W 51 13/16H 79 3/16L  
(150 x 132 x 201 cm)



**BED-5423 TWIN ANTIQUITY LOW POST PANEL BED**

**HBD-5423 Headboard 3/3**

bored for metal frame  
42 7/8W 52 1/4H (109 X 133 cm)

**FTB-5423 Footboard 3/3**

42 7/8W 31 1/4H (109 X 79 cm)

**RLS-0050 Pair Wood Rails**

3/3-4/6 (Hook)  
5 1/4H 76L (13 x 193 cm)

**SLR-O368 Slat Roll 3/3**

bottom of side rail to floor: low lock  
7 1/2H (19 cm)  
bottom of side rail to floor: high lock  
13 1/2H (34 cm)

Overall: 42 7/8W 52 1/4H 81 3/4L  
(109 x 133 x 208 cm)

SEE PAGES 28, 29



**BED-5424 DOUBLE ANTIQUITY LOW POST PANEL BED**

**HBD-5424 Headboard 4/6**

bored for metal frame  
57 7/8W 53 1/4H (147 x 135 cm)

**FTB-5424 Footboard 4/6**

57 7/8W 32 1/4H (147 x 82 cm)

**RLS-0050 Pair Wood Rails**

3/3-4/6 (Hook)  
5 1/4H 76L (13 x 93 cm)

**SLR-O468 Slat Roll 4/6**

bottom of side rail to floor: low lock  
7 1/2H (19 cm)  
bottom of side rail to floor: high lock  
13 1/2H (34 cm)

Overall: 57 7/8W 53 1/4H 81 3/4L  
(147 x 135 x 208 cm)



**BED-5425 QUEEN ANTIQUITY LOW POST PANEL BED**

**HBD-5425 Headboard 5/0**

bored for metal frame  
64 7/8W 53 1/4H (165 x 135 cm)

**FTB-5425 Panel Footboard 5/0**

64 7/8W 32 1/4H (165 x 82 cm)

**RLS-0051 Pair Wood Rails**

5/0 (Hook)  
5 1/4W 82L (13 x 208 cm)  
bottom of side rail to floor: low lock only  
7 1/2H (19cm)

WILL NOT ACCOMMODATE UNDERBED ITEMS

Overall: 64 7/8W 53 1/4H 88 1/4L  
(165 x 135 x 224 cm)



**BED-5593 TWIN SLEIGH BED**

**HBD-5593 Headboard 3/3**

42 1/4W 49H (107 x 124 cm)

**FTB-5593 Panel Footboard 3/3**

42 1/4W 35 5/8H (107 x 90 cm)

**RLS-0050 Pair Wood Rails**

3/3-4/6 (Hook)  
5 1/4H 76L (13 x 193 cm)

**SLR-O368 Slat Roll 3/3**

bottom of side rail to floor: low lock  
6 3/8H (16 cm)  
bottom of side rail to floor: high lock  
13 1/2H (34 cm)

WILL NOT ACCOMMODATE CAPTAIN'S DRAWER STORAGE UNIT

Overall: 42 1/4W 49H 87 5/8L  
(107 x 124 x 223 cm)

SEE PAGES 24, 25



**BED-5594 DOUBLE SLEIGH BED**

**HBD-5594 Headboard 4/6**

57 1/4W 49H  
(145 x 124 cm)

**FTB-5594 Footboard 4/6**

57 1/4W 35 5/8H (145 x 90 cm)

**RLS-0050 Pair Wood Rails**

3/3-4/6 (Hook)  
5 1/4H 76L (13 x 193 cm)

**SLR-O468 Slat Roll 4/6**

bottom of side rail to floor: low lock  
6 3/8H (16 cm)  
bottom of side rail to floor: high lock  
13 1/2H (34 cm)

WILL NOT ACCOMMODATE CAPTAIN'S DRAWER STORAGE UNIT

Overall: 57 1/4W 49H 87 5/8L  
(145 x 124 x 223 cm)



# BEDS



## BED-5783 TWIN LOW POST BED

### HBD-5783 Headboard 3/3

bored for metal frame  
41 3/4W 44H (106 x 112 cm)

### FTB-5783 Footboard 3/3

41 3/4W 34H (106 x 86 cm)

### RLS-0050 Pair Wood Rails

3/3-4/6 (Hook)  
5 1/4H 76L (13 x 193 cm)

### SLR-O368 Slat Roll 3/3

bottom of side rail to floor: low lock  
7 1/2H (19 cm)  
bottom of side rail to floor: high lock  
13 1/2H (34 cm)

Overall: 41 3/4W 44H 81 1/4L  
(106 x 112 x 206 cm)

SEE PAGES 18, 19



## BED-5784 DOUBLE LOW POST BED

### HBD-5784 Headboard 4/6

bored for metal frame  
56 3/4W 48H (144 x 122 cm)

### FTB-5784 Panel Footboard 4/6

56 3/4W 34H (144 x 86 cm)

### RLS-0050 Pair Wood Rails

3/3-4/6 (HOOK)  
5 1/4H 76L (13 x 193 cm)

### SLR-O468 Slat Roll 4/6

bottom of side rail to floor: low lock  
7 1/2H (19 cm)  
bottom of side rail to floor: high lock  
13 1/2H (34 cm)

Overall: 56 3/4W 48H 81 1/4L  
(144 x 122 x 206 cm)



## BED-5793 TWIN SLAT BED

### HBD-5793 Headboard 3/3

bored for metal frame  
42 1/4W 51H (107 x 130 cm)

### FTB-5793 Footboard 3/3

42 1/4W 33H (107 x 84 cm)

### RLS-0050 Pair Wood Rails

3/3-4/6 (Hook)  
5 1/4H 76L (13 x 193 cm)

### SLR-O368 Slat Roll 3/3

bottom of side rail to floor: low lock  
7 1/2H (19 cm)  
bottom of side rail to floor: high lock  
13 1/2H (34 cm)

Overall: 42 1/4W 51H 81 7/8L  
(107 x 130 x 208 cm)



## BED-5794 DOUBLE SLAT BED

### HBD-5794 Headboard 4/6

bored for metal frame  
57 1/4W 52H (145 x 132 cm)

### FTB-5794 Footboard 4/6

57 1/4W 34H (145 x 86 cm)

### RLS-0050 Pair Wood Rails

3/3-4/6 (Hook)  
5 1/4H 76L (13 x 193 cm)

### SLR-O468 Slat Roll 4/6

bottom of side rail to floor: low lock  
7 1/2H (19 cm)  
bottom of side rail to floor: high lock  
13 1/2H (34 cm)

Overall: 57 1/4W 52H 81 7/8L  
(145 x 132 x 208 cm)

SEE PAGES 20, 21



## HBK-7360 TWIN HALF BUNK BED

TBE-7310 One Set of Bunk Ends 3/3

RLS-0052 Pair Wood Rails

3/3-4/6 (Bolt)  
5 1/4H 76L (13 x 193 cm)

SLR-O368 Slat Roll 3/3

bottom of side rail to floor: low lock  
7 1/4H (18 cm)  
bottom of side rail to floor: high lock  
13 1/2H (34 cm)

Overall: 42 3/8W 47 9/16H 81 1/4L  
(108 x 121 x 206 cm)

To convert to Twin Bunk Bed:

### HBC-7310 Half Bunk Conversion to 3/3 Bunk Bed

TBE-7310 One Set of Bunk Ends 3/3

RLS-0052 Pair Wood Rails

3/3-4/6 (Bolt)  
5 1/4H 76L (13 x 193 cm)

SLR-O368 Slat Roll 3/3

LAD-O769 Ladder

GRL-O800 One Set of Bunk Guard Rails

SEE PAGES 30, 31



## HBK-7460 DOUBLE HALF BUNK BED

DBE-7410 One Set of Bunk Ends 4/6

RLS-0052 Pair Wood Rails

3/3-4/6 (Bolt)  
5 1/4H 76L (13 x 193 cm)

SLR-O468 Slat Roll 4/6

Overall: 57 3/8W 46 3/8H 81 1/4L  
(146 x 118 x 206 cm)

To convert to Double over Double Bunk Bed:

### HBC-7410 Half Bunk Conversion to 4/6 Bunk Bed

DBE-7410 One Set Bunk of Ends 4/6

RLS-0052 Pair Wood Rails

3/3-4/6 (Bolt)  
5 1/4H 76L (13 x 193 cm)

SLR-O468 Slat Roll 4/6

LAD-O769 Ladder

GRL-O800 One Set of Bunk Guard Rails





**HBK-7370 TWIN HALF BUNK BED**

TBE-7320 One Set of Bunk Ends 3/3

RLS-0052 Pair Wood Rails

3/3-4/6 (Bolt)

5 1/4H 76L (13 x 193 cm)

SLR-O368 Slat Roll 3/3

bottom of side rail to floor: low lock  
7H (18 cm)

bottom of side rail to floor: high lock  
13 1/2H (34 cm)

Overall: 42 15/16W 43 1/16H 81 7/16L  
(109 x 109 x 207 cm)

To convert to Twin Bunk Bed:

**HBC-7320 Half Bunk Conversion to Twin Bunk Bed**

TBE-7320 One Set of Bunk Ends 3/3

RLS-0052 Pair Wood Rails

3/3-4/6 (Bolt)

5 1/4H 76L (13 x 193 cm)

SLR-O368 Slat Roll 3/3

LAD-0769 Ladder

GRL-0800 One Set of Bunk Guard Rails

SEE PAGES 34, 35



**HBK-7470 DOUBLE HALF BUNK BED**

DBE-7420 One Set Bunk of Ends 4/6

RLS-0052 Pair Wood Rails

3/3-4/6 (Bolt)

5 1/4H 76L (13 x 193 cm)

SLR-O468 Slat Roll 4/6

Overall: 57 15/16W 43 11/16H 81 1/2L  
(147 x 111 x 207 cm)

To convert to Double over Double Bunk Bed:

**HBC-7420 Half Bunk Conversion to Double over Double Bunk Bed**

DBE-7420 One Set Bunk of Ends 4/6

RLS-0052 Pair Wood Rails

3/3-4/6 (Bolt)

5 1/4H 76L (13 x 193 cm)

SLR-O468 Slat Roll 4/6

LAD-0769 Ladder

GRL-0800 One Set of Bunk Guard Rails



**BNK-7310 TWIN BUNK BED**

**\*\* (2) TBE-7310 One Set Bunk Ends 3/3**

RLS-O773 Two Pair Wood Rails

(Bolt), one pair guard rails, two slat rolls 3/3

LAD-O769 Bunk Ladder

headboard: 42 3/8W 44 7/8H (108 x 114 cm)

footboard: 42 3/8W 32 9/16H (108 x 83 cm)

bottom of side rail to floor: low lock

7 1/4H (18 cm)

bottom of side rail to floor: high lock

13 1/2H (34 cm)

Overall: 42 3/8W 72 1/2H 81 1/4L  
(108 x 184 x 206 cm)



**BNK-7410 DOUBLE OVER DOUBLE BUNK BED**

**\*\* (2) DBE-7410 One Set Bunk Ends 4/6**

RLS-O778 Two Pair Wood Rails

(Bolt), one pair guard rails, two slat rolls 4/6

LAD-O769 Bunk Ladder

headboard: 57 3/8W 46 3/8H (146 x 118 cm)

footboard: 57 3/8W 38H (146 x 97 cm)

Overall: 57 3/8W 78H 81 1/4L  
(146 x 198 x 206 cm)

SEE PAGES 32, 33



**TOF-8310 TWIN OVER DOUBLE BUNK BED**

**\*\* (2) TBE-7310 One Set Bunk Ends**

RLS-O773 Two Pair Wood Rails

(Bolt), one pair guard rails, two slat rolls 3/3

SLR-O468 Slat Roll 4/6

bottom of side rail to floor: low lock

7 1/2H (19 cm)

bottom of side rail to floor: high lock

13 1/2H (34 cm)

**TFK-O570 Extension Kit and Bunk Ladder**

Use with any 3/3 bunk (except BNK-7300) to create twin over full bunk; a SLR-O468 slat roll 4/6 is required



**\*\* Must order two sets of ends to make a complete bunk bed**



**BNK-7320 TWIN BUNK BED**

**\*\* (2) TBE-7320 One Set Bunk Ends 3/3**

RLS-O773 Two Pair Wood Rails

(Bolt), one pair guard rails, two slat rolls 3/3

LAD-O769 Bunk Ladder

headboard: 42 15/16W 43 3/16H (109 x 110 cm)

footboard: 42 15/16W 35 3/4H (109 x 91 cm)

bottom of side rail to floor: low lock

7H (18 cm)

bottom of side rail to floor: high lock

13 1/2H (34 cm)

Overall: 42 15/16W 75 3/4H 81 1/2L  
(109 x 192 x 207 cm)

SEE PAGES 16, 17



**BNK-7420 DOUBLE OVER DOUBLE BUNK BED**

**\*\* (2) DBE-7420 One Set Bunk Ends 4/6**

RLS-O778 Two Pair Wood Rails

(Bolt), one pair guard rails, two slat rolls 4/6

LAD-O769 Bunk Ladder

headboard: 57 15/16W 43 11/16H (147 x 111 cm)

footboard: 57 15/16W 34 1/8H (147 x 87 cm)

bottom of side rail to floor: low lock

7H (18 cm)

bottom of side rail to floor: high lock

13 1/2H (34 cm)

Overall: 57 15/16W 77 1/4H 81 1/2L  
(147 x 196 x 207 cm)



**TOF-8320 TWIN OVER DOUBLE BUNK BED**

**\*\* (2) TBE-7320 One Set Bunk Ends**

RLS-O773 Two Pair Wood Rails

(Bolt), one pair guard rails, two slat rolls 3/3

SLR-O468 Slat Roll 4/6

bottom of side rail to floor: low lock

7 1/2H (19 cm)

bottom of side rail to floor: high lock

13 1/2H (34 cm)

**TFK-O570 Extension Kit and Bunk Ladder**

Use with any 3/3 bunk (except BNK-7300) to create twin over full bunk; a SLR-O468 slat roll 4/6 is required



**\*\* Must order two sets of ends to make a complete bunk bed**



## 353-0035 TWIN PANEL BED

### 353-0135 3/3 Headboard

bored for metal frame  
46 1/16W 51H (117 x 130 cm)

### 353-0235 3/3 Footboard

44 1/4W 27H (112 x 69 cm)

### RLS-0050 Pair Wood Rails

3/3-4/6 (Hook)  
5 1/4H 76L (13 x 193 cm)

### SLR-0368 Slat Roll 3/3

bottom of side rail to floor: low lock  
7 1/2H (19 cm)  
bottom of side rail to floor: high lock  
13 1/2H (34 cm)

Overall: 46 1/16W 51H 79 7/8L  
(117 x 130 x 203 cm)

SEE PAGES 22, 26, 27



## 353-0040 DOUBLE PANEL BED

### 353-0140 Headboard 4/6

bored for metal frame  
61W 52H (155 x 132 cm)

### 353-0240 Footboard 4/6

59 1/4W 27H (150 x 69 cm)

### RLS-0050 Pair Wood Rails

3/3-4/6 (Hook)  
5 1/4H 76L (13 x 193 cm)

### SLR-0468 Slat Roll 4/6

bottom of side rail to floor: low lock  
7 1/2H (19 cm)  
bottom of side rail to floor: high lock  
13 1/2H (34 cm)

Overall: 61W 52H 79 7/8L  
(155 x 132 x 203 cm)



## Bed Accessories

The following items are for use only with select beds from the 2nd Nature collection.



**LPF-3285 LOW PROFILE FOOTBOARD 3/3**  
43W 20 1/4H (109 x 51 cm)



**LPF-3290 LOW PROFILE FOOTBOARD 4/6**  
58W 20 1/4H (147 x 51 cm)



### 353-0279 CAPTAIN'S STORAGE DRAWERS

Four drawers, open area with one adjustable shelf. Will not accommodate safety rails.  
Drawer: 16 1/4D (41 cm)  
Overall: 76L (193 cm)



### TSU-0069 UNDERBED TRUNDLE UNIT

Can also be used with 4/6 double bed.  
Finished inside and out on all four sides; casters.  
75W 40D 12 3/4H (191 x 102 x 32 cm)

### TFK-0570 EXTENSION KIT AND BUNK LADDER

Use with most 3/3 bunk (except BNK 7300 and 650-0770) to create twin over full bunk; a SLR 0468 slat roll 4/6 is required.



**BTK-3230 TODDLER BED KIT**  
For use with Built to Grow Cribs.  
Includes toddler bed rail and frame.



### STK-3435 STATIONARY TODDLER KIT

For use with Stationary Side Cribs.  
Includes toddler bed rail and frame.  
37 7/8W 15 1/8H (96 x 38 cm)



### PSR-3267 PAIR SAFETY RAILS

Will not fit on Captain's Storage Drawers  
47W 16 1/2H (119 x 42 cm)



### USS-0097-00 UNDERBED SPACE SAVER

upper position: 72W 38D 15 1/2H  
(183 x 97 x 39 cm)  
lower position: 72W 38D 5H  
(183 x 97 x 13 cm)  
72W 38D 5H (183 x 97 x 13 cm)

### BTF-3235 BTG 4/6 DOUBLE BED CONVERSION KIT

RLS-0050 Pair Wood Rails 3/3-4/6 (Hook)  
5 1/4H 76L (13 x 193 cm)  
SLR-0468 Slat Roll 4/6

### RLS-0050 PAIR WOOD RAILS

5 1/4H 76L (13 x 193 cm)

### SLR-0368 SLAT ROLL 3/3

### SLR-0468 SLAT ROLL 4/6

## Bed Requirements

### Crib Standard

Standard crib size mattress, 51 5/8L 27 1/4W (131 x 69 cm), with a thickness not exceeding 6" (15 cm)

### Twin Bed

Standard twin size (3/3) mattress and box spring or twin size mattress with twin size slat roll

### Double Bed

Standard double size (4/6) mattress and box spring or double size mattress with double size slat roll

### Queen Bed

Standard queen size (5/0) mattress and box spring

### Headboard Only

Use a mattress and box spring which correspond in size to size of headboard and a metal bed frame which attaches to the headboard.

### Bunk Bed

Two standard twin size (3/3) mattresses (no bunkie board necessary with use of slat roll). The 3/3 Twin Bunk Beds include two 0368 3/3 Slat Rolls. (9" maximum thickness for mattress)

### Double Over Double Bunk Bed

Two double size (4/6) mattresses (no bunkie board necessary with use of slat roll). The 4/6 Double Bunk Beds include two 0468 4/6 Slat Rolls. (9" maximum thickness for mattress)

### Underbed Trundle Unit

Standard twin size (3/3) mattress (no bunkie board needed; 8 1/2" maximum thickness for mattress)

### Underbed Space Saver

Standard twin size (3/3) mattress

# DRESSERS/CHESTS/NIGHT STANDS/MIRRORS



## 353-0001 SINGLE DRESSER

Four drawers, accommodates CHS 3300 changing station

46 3/4W 19 3/4D 34H (119 x 50 x 86 cm)

SEE PAGES 4, 5, 22



## 353-0012 CHEST

Six drawers

38W 18D 50 1/8H (97 x 46 x 127 cm)

SEE PAGES 3, 4, 24, 26, 27



## 353-0014 DOOR CHEST

Two doors, two drawers, removable clothing rod, two adjustable shelves, one cord hole

TV area:

32 3/8W 17 3/4D 29 3/8H (82 x 45 x 75 cm)

Overall: 39 1/2W 20D 61 5/8H (100 x 51 x 157 cm)

SEE PAGES 6, 7, 10, 11



## 353-0002 DRESSER

Seven drawers, accommodates CHS 3300 changing station

56W 18D 32H (142 x 46 x 81 cm)

SEE PAGES 1, 6, 7, 8, 9, 14, 15, 16, 17, 28, 29



(BASKETS SOLD SEPARATELY)

## 353-0013 BOOKCASE

One drawer, two adjustable shelves, one stationary shelf with cubbyholes, two cord holes

28W 15D 58H (71 x 38 x 147 cm)

SEE PAGES 12, 13, 30, 31



## MIR-3150 VERTICAL SLAT MIRROR

Plate: 24 7/8W 36H (63 x 91 cm)

Overall: 32W 45 1/2H (81 x 116 cm)

SEE PAGES 1, 14, 15, 24, 25



## CHS-3300 CHANGING STATION

Use with most Young America dressers. Includes pad and safety strap

43 1/4W 18 3/4D 9 1/2H (110 x 48 x 24 cm)

SEE PAGES 4, 5, 6, 7, 22, 23



## 353-0004 GROWING UP DRESSER

Ten drawers

50W 18D 45 1/16H (127 x 46 x 114 cm)

SEE PAGES 24, 25



## 353-0080 NIGHT STAND

One drawer, one stationary shelf, one cord hole

21W 16D 25H (53 x 41 x 64 cm)

SEE PAGES 18, 19, 26, 27, 28, 29



## 353-0082 NIGHT STAND

Three drawers

25W 16D 26H (64 x 41 x 66 cm)

SEE PAGES 12, 13, 30, 31



# MIRRORS/HUTCHES/DESKS/CHAIRS



## MIR-3120 TILT MIRROR

One drawer, no liner

Plate: 22 3/4W 25 7/8H (58 x 66 cm)  
Overall: 30 3/8W 9 1/2D 34 1/2H  
(77 x 24 x 88 cm)



## WAL-8220 WRITING DESK

Two drawers, one drop front,  
one stationary shelf

48 5/8W 22 1/2D 30H (124 x 57 x 76 cm)

SEE PAGE 23



## CHR-0070 STUDENT CHAIR

vinyl #117 Oyster

Seat: 18 7/8W 14 5/8D 17H (48 x 37 x 43 cm)

Overall: 18 7/8W 18 5/8D 34 5/16H  
(48 x 47 x 87 cm)

SEE PAGES 34, 35



## 353-0022 STUDENT HUTCH

One sliding door with open area behind door,  
two adjustable shelves, one cord hole, one  
stationary shelf with cubbyholes, cork back  
panel, cord management opening

44W 12D 47H (112 x 30 x 119 cm)

SEE PAGES 34, 35



## 353-0027 STUDENT DESK

One drop-front keyboard drawer,  
three standard drawers, accommodates 353-  
0222 Student Hutch

44W 18D 30H (112 x 46 x 76 cm)

SEE PAGES 34, 35



## CHR-0071 BANKER'S CHAIR

17W 19 1/4D 38 1/4H (43 x 49 x 97 cm)

SEE PAGE 23



## 353-0224 LARGE HUTCH

One sliding door with one adjustable shelf  
with removable CD storage behind door,  
two adjustable shelves, two cord holes, one  
stationary shelf with cubbyholes, cork back  
panel, cord management opening

50W 14D 47H (127 x 36 x 119 cm)

SEE PAGES 8, 9, 16, 17, 28, 29



## 353-0226 COMPUTER DESK

One drop-front keyboard drawer,  
one standard drawer, one file drawer,  
accommodates 353-0224 Large Hutch

52 1/4W 24D 30H (133 x 61 x 76 cm)



## CHR-0072 STUDENT CHAIR

Coastal Cloud fabric

17W 19 1/4D 38 1/4H (43 x 49 x 97 cm)



(BASKETS SOLD SEPARATELY)

**WAL-8190 LARGE CONSOLE**

Four adjustable shelves, four cord holes, two storage drawers, optional storage basket available (SEE ITEM BSK-0434)

48 3/4W 19 1/4D 34H (124 x 49 x 86 cm)

SEE PAGE 23



**BSK-0434-00 MARIMBA ABACA BASKET WITH LINER**

Available in Marimba Brown ONLY. For use with WAL items 8190, 8260, 8270, 8280, 8290.

12 3/4W 12 3/4D 9 5/8H (32 x 32 x 24 cm)

SEE PAGES 20, 21, 22, 23, 30



**WAL-8120 STORAGE HUTCH**

Two vertical partitions, two cord holes, attachment brackets, fits 3/3 bed in wall system  
48 3/4W 15 7/16D 15 3/8H (124 x 39 x 39 cm)

SEE PAGES 22, 23



**WAL-8260 NARROW BOOKCASE**

Two adjustable shelves, two stationary shelves, two cord holes, cord management opening, two drawers, adjustable glides, mending plate kit, optional storage basket available (SEE ITEM BSK-0434)

16 1/16W 15 7/16D 78 1/4H (41 x 39 x 199 cm)

SEE PAGE 22



(BASKETS SOLD SEPARATELY)



**WAL-8280 DRAWER BOOKCASE**

Two adjustable shelves, two stationary shelves, two cord holes, cord management openings, two drawers, adjustable glides, mending plate kit, optional storage basket available (SEE ITEM BSK-0434)

30W 15 7/16D 78 1/4H (76 x 39 x 199 cm)

SEE PAGES 20, 21



**WAL-8230 LARGE STORAGE HUTCH**

Two stationary vertical partitions, two cord holes, attachment brackets, accommodates 4/6 bed in wall system

63 3/4W 15 7/16D 15 3/8H (162 x 39 x 39 cm)

SEE PAGES 20, 21



**WAL-8270 OPEN BOOKCASE**

Two stationary shelves, three adjustable shelves, two cord holes, cord management opening, adjustable glides, mending plate kit, optional storage basket available (SEE ITEM BSK-0434)

30W 15 7/16D 78 1/4H (76 x 39 x 199 cm)

SEE PAGES 22, 23



(BASKETS SOLD SEPARATELY)



**WAL-8290 DOOR BOOKCASE**

One stationary shelf, two adjustable shelves, two cord holes, cord management opening, two doors, one adjustable shelf behind doors, adjustable glides, mending plate kit, optional storage basket available (SEE ITEM BSK-0434)

30W 15 7/16D 78 1/4H (76 x 39 x 199 cm)

SEE PAGES 20, 21, 22, 23



(BASKETS SOLD SEPARATELY)



AN AMERICAN FURNITURE MANUFACTURER  
SINCE 1924

youngAmerica®  
MADE IN THE USA 

YOUNG AMERICA IS A REGISTERED TRADEMARK OF STANLEY FURNITURE COMPANY, INC.  
P.O. BOX 30 • 1641 FAIRSTONE PARK HWY • STANLEYTOWN, VA 24168  
[youngAmerica.com](http://youngAmerica.com)