

# Area Rugs

## FOR EVERY SPACE

### Coffee Table Talk

Smaller rugs can be a great option for living rooms.

For the perfect fit, choose a rug that's approximately the same length and width of the furniture in the space.

Leave space between the rug and the rest of your furniture, or place the furniture's front legs on the rug.



### Love Your Living Room

A larger rug is a great way to tie together a living room or great room.

Create a balanced look by leaving an equal amount of rug around your furniture.

Leave an equal amount of flooring around your rug. Don't choose a rug that's so large it touches the baseboard around your room.




### Delight in Your Dining Area

Choose a rug that has a stylish border, since the table will cover the center design.

Your rug should extend at least 24" beyond each edge of the table, allowing guests to pull out their chairs easily. Be mindful of table leaves when you measure!

Use your table shape and room dimensions as a guide for choosing a rug shape.




### Create a Relaxing Retreat

If you want to place a rug under your bed, allow for 3' of rug on both sides of the bed.

Keep in mind how much of the rug design your bed will cover. Bedrooms are another great spot for rugs with eye-catching borders!

Use smaller rugs—one at the foot of the bed and one on each side—for a stylish, budget-friendly look.

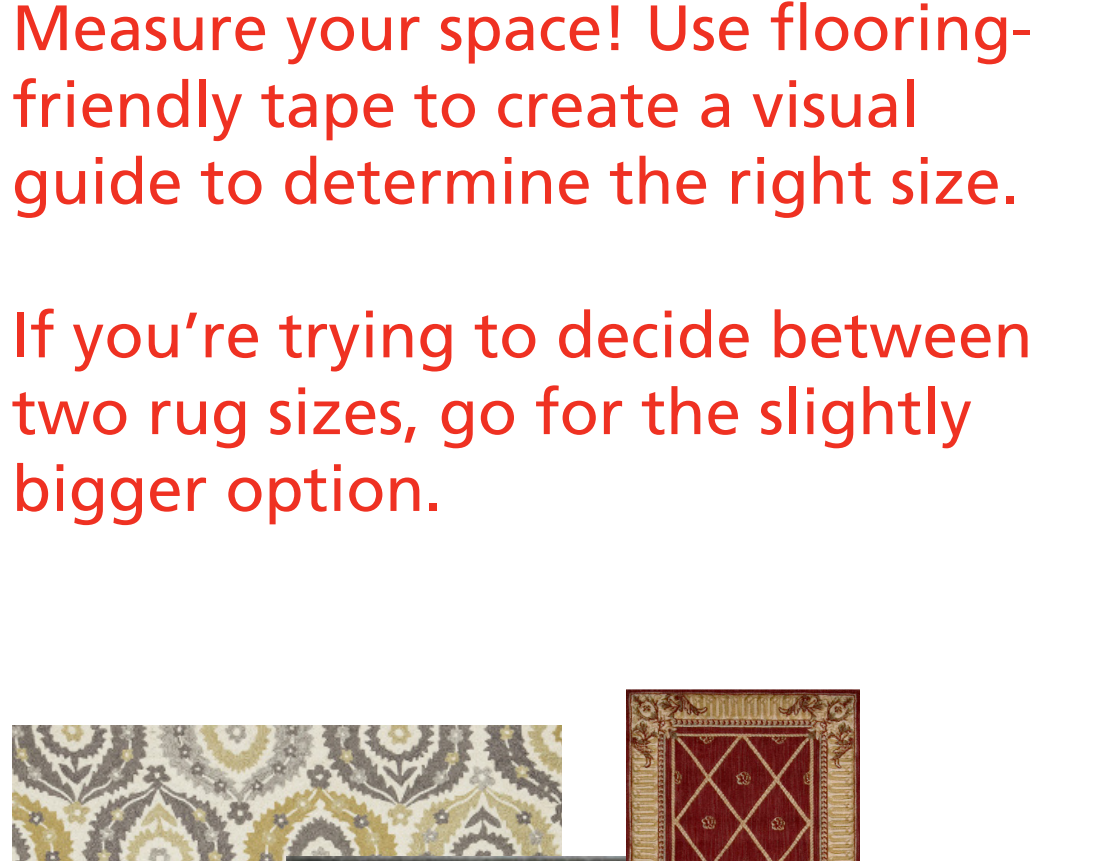


### Size Up Your Space

Rug size can mean the difference between a cozy, comfortable room (no matter the size!) and a room that feels awkward.

Measure your space! Use flooring-friendly tape to create a visual guide to determine the right size.

If you're trying to decide between two rug sizes, go for the slightly bigger option.



For all our rug sizes & more, visit [Homemakers.com/rugs](http://Homemakers.com/rugs)