

**spinlock**

# MAST PRO<sup>TM</sup>

Mast harness C€ 0120 EN 12277 Type C

- ▶ DESIGNED ESPECIALLY FOR USE IN THE MARINE ENVIRONMENT
- ▶ SECURE ALTERNATIVE TO A BOSUNS CHAIR
- ▶ EXTREMELY LIGHT WEIGHT MINIMAL DESIGN
- ▶ RATCHET-FIT<sup>®</sup> LEGSTRAPS GIVE SECURE FIT FOR ALL SIZES
- ▶ ERGONOMIC SCULPTURED WAIST BELT AND SUPER WIDE LEGSTRAPS FOR ADDED COMFORT
- ▶ NEOPRENE BUCKLE COVERS TO PREVENT SNAGGING
- ▶ TRIPPING SPIKE POCKET
- ▶ REPLACEABLE ELASTIC COMPONENTS
- ▶ TOOL ATTACHMENT POINTS



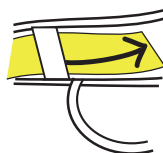
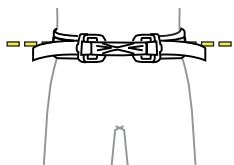
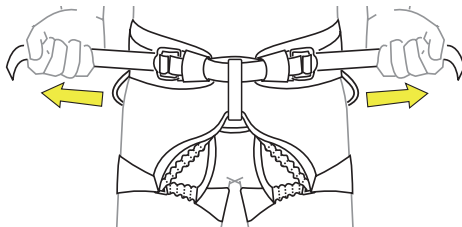
[www.spinlock.co.uk](http://www.spinlock.co.uk)

## 1. Adjustments

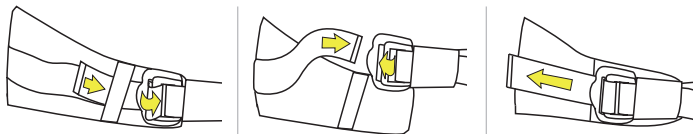
### Closing / opening



### Tightening / loosening

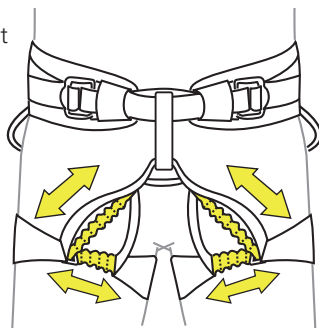


Shortening waistbelt to extra small

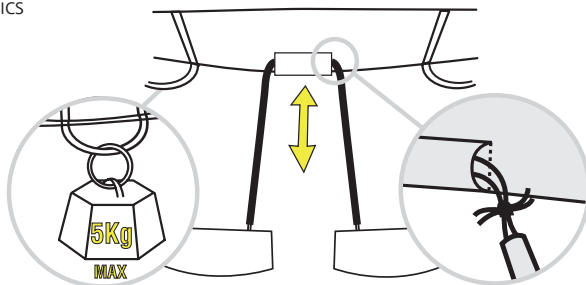


**RATCHET-FIT™**

Adjust for Comfort

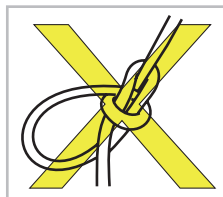



Replaceable  
elastics

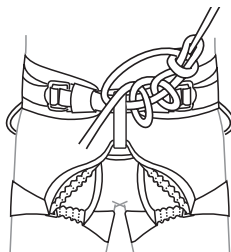
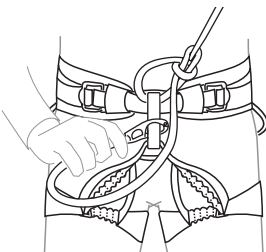


## 2. Tying on


### A. Bowline + DOUBLE HALF HITCH



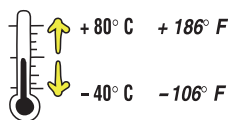
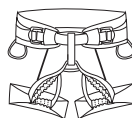
### B.




### C.



**(EN) Temperature**  
 (FR) Température  
 (DE) Temperatur  
 (IT) Temperatura  
 (ES) Temperatura  
 (NL) Temperatuur  
 (DK) Temperatur  
 (S) Temperatur

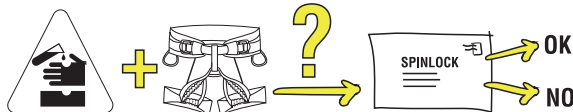


**(EN) Storage**  
 (FR) Stockage  
 (DE) Lagerung  
 (IT) Conservazione  
 (ES) Almacenamiento  
 (NL) Berging  
 (DK) Opbevaring  
 (S) Förvaring



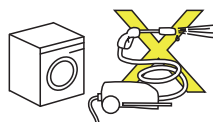
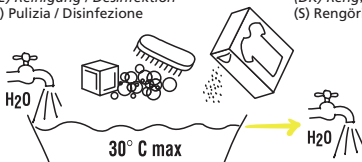
**(EN) Dangerous products**  
 (FR) Produits dangereux  
 (DE) Gefährliche Produkte  
 (IT) Prodotti pericolosi

**(ES) Productos peligrosos**  
 (NL) Gevaarlijke producten  
 (DK) Farlige væsker  
 (S) Farliga produkter



**(EN) Cleaning / Disinfection**  
 (FR) Nettoyage / Désinfection  
 (DE) Reinigung / Desinfektion  
 (IT) Pulizia / Disinfezione

**(ES) Limpieza / Desinfección**  
 (NL) Reiniging / Ontsmetting  
 (DK) Rengøres / Decinficeres  
 (S) Rengöring/ Desinfektion



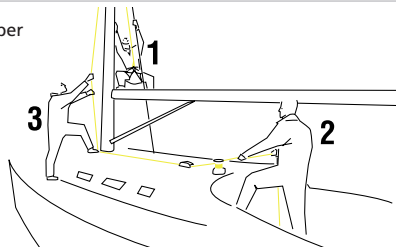
**(EN) Drying**  
 (FR) Séchage  
 (DE) Trocknen  
 (IT) Asciugamento

**(ES) Secado**  
 (NL) Het drogen  
 (DK) Tørrer  
 (S) Torkning



## Guidence for going aloft

Follow orders from climber



A

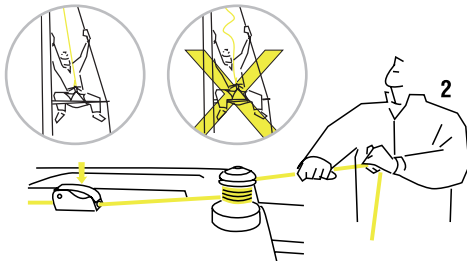
### Clutch:

Keep closed during hoist and whilst aloft.

### Halyard:

Always tail halyard around winch when hoisting.

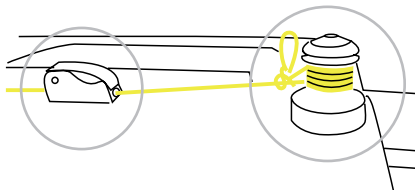
Always keep halyard under tension whilst aloft.



B

### Aloft

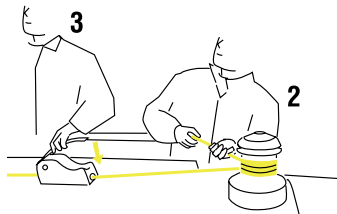
Clutches are made for easy release. After hoisting and whenever a person is aloft, always tie off a halyard on a winch in case of inadvertent release of the clutch.



C

### Lowering

Support halyard load on winch whilst opening clutch handle. Ensure you always follow the instructions of the man aloft.



## (EN) English

### Instructions for use

#### DIAGRAM 1. ADJUSTMENTS

#### DIAGRAM 2. TYING ON

A. Bowline. B. Halyard with shackle: attach shackle back on loop. No shackle: make a double half hitch with the tail end of the halyard to secure the bowline.

**GUIDANCE** A. Hoisting B. Aloft C. Lowering

#### GENERAL INFORMATION

Important notice: Specific training is essential before use. Read this notice carefully before use. This technical notice illustrates ways of using this product. Only some types of misuse and forbidden uses currently known are represented (shown in crossed out diagrams). Many other types of misuse exist, which are impossible to list or even imagine. Only the techniques shown in the diagrams and not crossed out are authorised. All other uses are expressly excluded; danger of death. In case of doubt or problem of understanding, contact Spinlock. Water sports are dangerous activities which may lead to severe injuries or even death. Adequate training in appropriate safety techniques and methods is essential and acquiring this is your own responsibility. You personally assume all risks and responsibilities for all damage, injury or death which may occur during or following wrong use of our products in any manner whatsoever. If you are not able, or not in a position to assume this responsibility or to take risk do not use this equipment.

#### USE

This product must only be used by competent and responsible persons, or those placed under the direct and visual control of a competent and responsible person. Check that this product is compatible with other components of your equipment. To prolong the life of this product, care in use is necessary. Avoid rubbing against abrasive surfaces or sharp edges.

**Surface abrasion from non-slip deck surfaces can quickly weaken the leg straps of any harness. To prevent this leg straps are protected from abrasion by heavy duty fabric. If the underlying structure of the leg straps becomes visible due to wear, the harness must be replaced immediately. This product is not designed to sustain a drop fall on a static rope. Always keep the hoisted halyard under tension.**

#### CHECKING = SAFETY

Do not hesitate to scrap a product showing signs of wear which might affect its strength, or limit its function. It is preferable for good maintenance of this product to allocate it to a sole user. The user must put his equipment on and test it out (walking, sitting, standing, and secured under tension) to ensure a good fit and adequate comfort for the intended use. We advise to adopt a 3-level checking schedule:

- Check buckles and other fastenings regularly during use.
- Check, before and after use, the condition of webbing and stitching, including the less accessible areas.
- Carry out a complete inspection every three months (record sheet provided) checking:
  - The fabric: for cuts, tears, abrasion and damage caused by heat, chemicals etc.
  - The stitching: for cut, torn, worn or loose threads.
  - The buckles: for proper functioning of buckles.

Any modification or repair except by our production facility is forbidden. It is the responsibility of the user to foresee situations requiring rescue in case of difficulties encountered while using this product.

#### MAJOR FALLS

In the event that full bodyweight is dropped a distance and then stopped, do not continue to use this product. Even if no external change is visible, internal damage may have reduced its strength and its margin of safety. Do not hesitate to contact Spinlock in case of doubt.

#### CLEANING, MAINTENANCE, STORAGE

Clean by hand washing and rinse in clean water (maximum temperature 30° C). Dry in a cool, ventilated dark room. Grease spots may be removed with trichlorethylene. Webbing shrinks very slightly in drying. Always carry and store a product in its bag. Though UV protected, this product is best stored away from direct light, in a well ventilated place away from extreme temperatures.

#### CHEMICALS

All chemicals (including petrol, battery acid), corrosive materials and solvents should be regarded as harmful. In case of accidental chemical contact, please notify us, stating the precise chemicals concerned. We will investigate and give our advice on action required.

#### LIFETIME

After first use this product should last 5 years. Certain environmental elements will considerably accelerate wear: salt, sand, moisture, chemicals. In exceptional circumstances, wear or damage could occur on the first use which reduces the lifetime of the product to that one single use. However wear or damage could shorten the product life. Shelf-life of this product in good condition is up to 5 years before first use.

#### TEMPERATURE

Use this product only above a minimum of -40° C and below a maximum of +80° C.

#### DISINFECTING THE PRODUCT

When necessary, use a disinfectant that is compatible with polyamide, polyester, polycarbonate, PVC etc. Use diluted with clean water at a maximum temperature of 20° C. After soaking for an hour, rinse in clean cold water. Dry slowly, away from direct heat.

#### SPINLOCK 2 YEAR WARRANTY

This product is warranted for 2 years against any faults in materials or manufacture. Exclusions from the warranty are: normal wear and tear, modifications or alterations and incorrect storage. Also excluded from the guarantee is damage due to accident, to negligence and any use for which the product was not designed.

#### RESPONSIBILITY

Spinlock is not responsible for the consequences, direct, indirect or accidental, or any type of damage resulting from the use of its products.

#### Store in a clean dry place away from sunlight.

**(F)** A stocker dans un lieu sec, à l'abri de la lumière directe et d'une source de chaleur. **(D)** Bitte trocken und vor direkter Sonnen- und Wärmestrahlung geschützt lagern. **(IT)** Stivare in un posto pilito ed asciutto, non esporre direttamente ai raggi solari. **(NL)** Opbergen in een schone droge omgeving, weghouden van direct zonlicht en hittebronnen. **(DK)** Opbevares på et tørt sted og uden for direkte påvirkning fra varme og sollys. **(S)** Förvara på ett torrt och rent ställe och inte i direkt solljus och hetta.

#### Icy or wet conditions increase the risk of accidents.

**(F)** Les conditions humides et glaciales augmentent le risque d'accident. **(D)** Kalte oder nasse Bedingungen erhöhen die Unfallgefahr. **(IT)** Gelo o condizioni di umidità possono aumentare la possibilità di incidenti. **(NL)** Ijs of natte omstandigheden verhogen het risico op ongelukken. **(DK)** Frost og meget fugtige omgivelser øger risikoen for en ulykke. **(S)** Isiga eller våta förhållanden ökar olycksrisken.



ISO 9001 - Certified

**(EN) Mast harness**

(F) Harnais de mât

(D) Mast Sitzgurt

(IT) Bansigo

(ES) Guindola

(NL) Mast harnas

(DK) Sjelbåd riggsele

(S) Segelbåts riggsele

EC Type-examination for Directive 89/686/EEC by Notified Body No: 0120, SGS United Kingdom Ltd, Weston-super-mare, BS22 6WA, UK.

EN 12277 type C for Mountaineering harnesses

Note: In the absence of specific standards for sit harnesses used on sailboats, we have tested according to the relevant requirements of EN12277 C standard.

**MANUFACTURED BY**

Spinlock Ltd  
41 Birmingham Road  
Cowes PO31 7BH  
United Kingdom

Spinlock Deckware products are extensively protected under various National, European and International Patents and Design Rights owned by Spinlock Ltd.

For continuously updated user guidance go to  
**[www.spinlock.co.uk](http://www.spinlock.co.uk)**

3R394A\_5



## **Mast pro Instructions**

### **For Information Only**

Finished size: A6 Portrait (148mm deep x 105mm wide)

Printing: Cover:

4 page cover

4 colour process and one spot colour on the front and 2 colours on the back and machine sealed on both sides.

Text: 4 pages in 2 colours throughout

Paper: Cover: 200 gsm Silk

Text: 90 gsm White Bond

Coating: Cover: Matt laminated on front

Binding: Saddle Stitched stapled, Drill 1 hole top left corner