

Marine Refrigeration & Water Heaters Catalog

isotherm
isotemp



Our extensive product range at a glance!



CRUISE Marine Refrigerators

Elegance



Classic



Stainless Steel



CRUISE Marine Freezers

Classic



Stainless Steel



DRAWER Marine Refrigerators & Freezers

Stainless Steel



Glass



Double Drawer



Travel Boxes

Portable

TB 15 **NEW** TB 18 **NEW** TB 31 TB 41 TB 51

Built-In Boxes

Top Loading

BI 29 BI 40 BI 41 BI 53 BI 55 BI 75 BI 92

Refrigeration Systems

Compact

Air-cooled Water-cooled SP Water-cooled Magnum

ASU

Air-cooled Water-cooled SP Water-cooled Magnum

Energy Saving Technology

ISEC

Smart Energy Control

Ice Makers

Ice Makers

Clear Ice Maker White Ice Maker White Ice Maker SS **NEW** Low Profile Ice Maker

Water Heaters

Isotemp

Basic Slim Square SPA **NEW**

Custom Fridge/Freezer

Custom

NEW

BI 172 Convertable Fridge/Freezer

Air Heat Exchangers

Air Heater

Air Heat Exchanger

On Board Safes

Galvanized

NEW **NEW**

Safe 10 Safe 30

Wine Cellars

Divino

Wine Cellar Divino 23 Wine Cellar Divino 35





Table of Contents

CRUISE Marine Refrigerators & Freezers	10
Elegance Refrigerators	12
Classic Refrigerators	16
Stainless Steel Refrigerators	23
Classic Freezers	26
Stainless Steel Freezers	29
<hr/>	
DRAWER Marine Refrigerators & Freezers	30
Stainless Steel	35
Custom Panel	38
Glass Line	40
<hr/>	
Portable and Built-In Refrigerators & Freezers	42
Travel Boxes	44
Built-In Boxes	48
<hr/>	
Cooling Technology	52
Isotherm Smart Energy Control	54
ASU Technology	56
Frost-free Technology	57
<hr/>	
Refrigeration Systems	58
Compact	66
SP	68
Magnum	70
ASU	72
<hr/>	
Ice Makers	80
<hr/>	
Wine Cellars	82
<hr/>	
Water Heaters	84
<hr/>	
Air Heat Exchangers	90
<hr/>	
On Board Safes	92
<hr/>	



Indel Webasto Marine: A Winning Team



Indel Webasto Marine, based in St. Agata Feltria, Italy, is the successful joint venture between the leading automotive supplier Webasto, based in Germany, and the Italian refrigeration specialist Indel B. These two companies joined forces to bring high quality, innovative solutions to marine applications. Indel Webasto Marine manufactures high-quality products for the marine industry.



The wide product range offered by Indel Webasto Marine consists of fridges, freezers, refrigeration systems, built-in boxes, travel boxes, wine cellars, water heaters, safes, as well as customized solutions for more comfort on board. Indel Webasto Marine refrigeration and freezer solutions are recognized for their user-friendliness, stylish design, dependability, elegance and energy-saving engineering.

The brand names **Isotherm** and **Isotemp** are internationally known as the best in the marine industry. Specifically designed for marine use, they are individually tailored to suit on-board conditions with elegant design, rugged construction, and a broad range of sizes and styles. Isotherm is used on over 160 major boat brands including center console, pontoon boats, cruisers, sailing, and mega yachts.

Indel Webasto Marine has a reputation for design excellence and high quality products manufactured for the marine industry. Careful research and development are the building blocks for successful innovation. Many of these innovations became patents that are internationally protected. Isotherm products are well-known for their outstanding design and functionality and are exclusively produced using high quality components. Indel Webasto Marine is proud of the fact that its continuous efforts to bring you new products have been recognized by winning the IBEX Innovation Award in 2008 and 2012.



The production lines in St. Agata Feltria, Italy.



Highly skilled workforce.



Exclusive use of high quality compressors.

What's new?



New CRUISE Elegance Line

The new Elegance line provides the ultimate combination of style and technology:

- Extra insulation and a freezer design for superior performance and increased energy efficiency
- New, larger, easy-to-use handles (with optional branding possible)
- Each model is pre-formed for the new Isotherm Smart Energy Control kit
- New space saving anchoring solution for easy, no-flange installation
- New vent-lock system for storage
- Customizable door design allows infinite style opportunities

New Portable Travel Box Line

Complete new line of fridge / freezers for high performance in all environments:

- 5 models from 15 to 51 liters
- Reliable Danfoss/Secop compressors with universal AC/DC electronics
- Operating temperatures from 50°F (fridge) to 0°F (freezer)
- Rugged, modern design with superior insulation for maximum performance and efficiency
- Electronic thermostat control for extra energy efficiency
- MAX and ECO modes to maximize cooling power and minimize battery consumption

New Drawer 85 & Drawer 130

High quality stainless steel refrigerators with robust drawer mechanisms designed to handle the rigors of the marine environment. Maximized storage with internal freezer drawer and mid-level storage drawer ensure storage of a large volume of supplies.

- Convenience of a drawer in two models that complete the range of most popular sized fridges used on boats.
- Large drawer freezer compartment
- Exclusive/patented shelf designs on the main door maximize storage and convenience.
- Attractive blue LED internal lighting





New BI-172 Convertable Fridge/Freezer

The new BI-172 is a convertable cooling solution capable of working on a multiple use basis. It is a fridge/freezer or a fridge only to be nicely integrated into a furniture assembly. The innovative concept at the core of the BI-172 product development is modularity both in use and application. The BI-172 can convert from a fridge with freezer section to all-refrigerator simply by removing the partition between sections.


- The BI-172 can be operated in one of two ways:
 - Combination 4.6 cu. ft fridge / 1.4 cu. ft freezer
 - Fridge only (6.1 cu. ft.)
- Modular design with
 - Top loading openings for fridge and freezer compartments that can be hinged in any direction
 - Front loading opening for fridge compartment
 - Compressor can be remotely mounted up to 6 feet away
 - DC- only or AC/DC

New Isotherm LOW PROFILE White Ice Maker

New low profile White Ice Maker from Isotherm gives boaters a new way to fit a marine ice maker aboard!

- Compressor resides on rear of cabinet allowing a lower profile for the body.
- Produces 22 lbs of white crescent-shaped ice per day
- Similar dimensions as CR49 and CR65 makes the new LOW PROFILE White Ice Maker a perfect pair for installations requiring a fridge and ice maker.
- 115 volt and 230 volt models
- Stainless Steel and White Door models
- Ice bin holds 12 lbs of ice
- Magnetic door seals and positive latching handles makes Isotherm Ice Makers perfect for rough conditions
- 19.5"H x 14"W x 22"D





Reliable Marine Refrigerators and Freezers

Isotherm CRUISE refrigerators and freezers are the result of over 40 years of careful research and proven performance. Marine refrigerators operate under tough conditions: they must withstand violent movement, operate noiselessly, be thoroughly reliable – and perhaps the most important of all - consume an absolute minimum of battery power.

Isotherm CRUISE Line

Marine Refrigerators & Freezers



CRUISE Elegance Refrigerators Overview	12
CRUISE 49 EL	14
CRUISE 65 EL	14
CRUISE 85 EL	15
CRUISE 130 EL	15

CRUISE Classic and Stainless Steel Refrigerators Overview	16
CRUISE Classic 36, 40 CUBE, 42	18
CRUISE Classic 49, 65, 85	19
CRUISE Classic 90 BIG, 100, 130 DRINK	20
CRUISE Classic 130, 195, 200	21
CRUISE Classic White Line 165, 228, 271	22

CRUISE Stainless Steel Refrigerators	23
CRUISE 36	23
CRUISE 42, 49	23
CRUISE 65, 85, 130	24
CRUISE 130 DRINK	25
CRUISE 195, 200	25

CRUISE Classic and Stainless Steel Freezer Overview	26
CRUISE 63 F	28
CRUISE 65 F	28
CRUISE 90 F	28

CRUISE Stainless Steel Freezers	29
CRUISE 63 F	29
CRUISE 65 F	29
CRUISE 90 F	29

CRUISE Elegance Marine Refrigerators

New Isotherm Design for Elegant, Energy-Efficient Refrigerators

NEW

In line with our mission to design and build high-quality, energy efficient marine refrigeration systems exclusively for sailing yachts and motor cruisers, Indel Webasto Marine is proud to announce the new Isotherm Cruise Elegance line of marine refrigerators.

High performance and low power draw are critical in the marine environment. New Cruise Elegance Refrigerators have extra insulation and a freezer design that reduces battery consumption and results in superior performance.

Cruise Elegance Marine refrigerators are available in four sizes: 49, 65, 85 and 130 liters volume which are the most common sizes used on boats. The Elegance Line offers infinite design opportunities as the door panel and the handle can be customized to the boat builders design requirements. With a flange-free fixing capability, designers can create clean, innovative modern interiors that appeal to boat buyers.

The ultimate combination of style and technology!



Silver



Cruise Elegance 49

- 4 volumes: 49, 65, 85, and 130 liters
- Ready for Isotherm Smart Energy Control
- Easy fit installation solutions
- Customizable door panel and handle
- Superior Reliability: Danfoss/Secop compressors backed by Isotherm's 5-year limited warranty
- Extra-thick insulation for low power consumption
- New freezer design reduces frosting issues and has magnetic door holder for easy access
- Blue LED internal lighting
- Innovative vent-lock system

By choosing an Isotherm CRUISE Elegance fridge, boaters can incorporate infinite customization options.

Standard customization options:



White



Black



Teak



Wengè



White oak

Full custom designs are available to boat builders. (Please contact Indel Webasto Marine for more information)

Product highlights:

- The new, wider handle is easy to operate and allows central location for easy change to right or left swing
- Door panel and handle can be customized in a few minutes
- A wide choice of panel finishes are available from stock with custom design options available to boat builders.
- Branding/Logo on handle can be provided as an option for boat builders and designers.

CRUISE Elegance Line

CRUISE Elegance Features



Easy fit installation solution



A new flange-free installation system allows secure anchoring of the cabinet directly from the interior of the fridge. The external flange is no longer necessary for fixing the fridge, freeing up space for new design options. An innovative internal bushing structure facilitates secure anchoring while protecting the insulated side walls.

Vent-lock system



With a simple slide of the invisible locking mechanism, CRUISE Elegance fridges can be placed in ventilation mode for long-term storage. The unique design keeps the door ajar while the boat is not being used so the fridge will remain odor-free.



NEW

CRUISE Elegance refrigerators are pre-configured for the Isotherm Smart Energy Control

All CRUISE Elegance fridges have been prepared and tested for the installation of the new Isotherm Smart Energy Control kit which reduces battery consumption by up to 50 percent. The location of the sensor is molded in the cabinet interior for easy upgrade



Product overview: Isotherm CRUISE Elegance Marine Refrigerators

Model	Volume (cubic feet)	Dimensions H x W x D (inches)	Weight (lbs)	Power consumption (W/24 hours)	Danfoss/ Secop compressor type	Freezer (21°F temp) volume liters
CR EL 49	1.75 cubic feet	20.7 x 15 x 17.6*	40	340**	BD35F	4
CR EL 65	2.3 cubic feet	20.9 x 17.7 x 18.4*	44	360**	BD35F	4
CR EL 85	3.0 cubic feet	24.7 x 18.7 x 19.6*	53	380**	BD35F	6
CR EL 130	4.6 cubic feet	29.6 x 20.7 x 19.4*	64	400**	BD35F	6

* Depth does not include door - door is 2 inches ** Power consumption can be reduced by up to 50% with the use of an Isotherm Smart Energy Control Kit

CRUISE Elegance Line

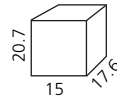
CRUISE EL 49, 65



NEW

CRUISE Elegance 49

The CR 49 EL is the smallest fridge of the new CRUISE Elegance line. The fridge features a food grade, one piece inner lining with one adjustable shelf and two removeable door shelves. The innovative freezer compartment has a volume of 4 liters and is right-sized which allows tall bottles to be stored upright in this small fridge - perfect for champagne or wine!



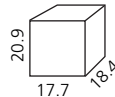
Isotherm CRUISE EL 49	
Model	CR 49 EL
Volume	1.75 cubic feet



NEW

CRUISE Elegance 65

The CR 65 EL fridge is one of the most common sized fridges used on boats today. Upgrading to the energy efficient Isotherm Elegance is easy for boat owners with old fridges thanks to the innovative anchoring system. The CR 65 EL has one adjustable shelf and two rugged, molded-in door shelves with cradles and adjustable holders that keep jars and bottles upright and secure. It also features a freezer compartment with a volume of 4 liters.



Isotherm CRUISE EL 65	
Model	CR 65 EL
Volume	2.3 cubic feet

Each Isotherm Cruise Elegance refrigerator is pre-configured for the addition of the Isotherm Smart Energy Control Award Winning Technology (2012 IBEX Innovation Award)



The revolutionary ISEC energy saving control system features:

- Processor-based module
- Minimizes battery consumption by adjusting fridge temperatures and compressor speeds
- Ensures compressor always runs at the most efficient Coefficient Of Performance (COP)
- Simple, easy to install kit
- Stores cooling energy in food and drinks for minimal battery consumption which reduces compressor run time for minimal battery consumption

CRUISE Elegance Line

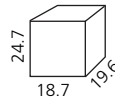
CRUISE EL 85, 130



NEW

CRUISE Elegance 85

The CR 85 EL provides the customer a 6 liter freezer compartment, two adjustable interior shelves and two rugged, molded-in door shelves. The CR 85 EL is ready for the Isotherm Smart Energy Control, like all other CRUISE Elegance fridges.



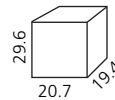
Isotherm CRUISE EL 85	
Model	CR 85 EL
Volume	3.0 cubic feet



NEW

CRUISE Elegance 130

The CR 130 EL is the highest volume fridge in its class and fits the footprint of similar competitor fridges. The Cruise 130 Elegance features a separate freezer compartment with a volume of 6 liters, two adjustable interior shelves and three molded-in door shelves for maximum storage of refrigerated supplies. It is equipped with a vegetable bin covered by a tempered safety glass shelf.



Isotherm CRUISE EL 130	
Model	CR 130 EL
Volume	4.6 cubic feet

Elegance in Design and Construction!

The Isotherm Cruise Elegance Line of Marine Refrigerators are more than handsome fridges that add value to every installation, they have an engineered elegance that addresses the major concerns of boaters like energy-efficiency, performance, and space savings:

Extra-thick insulation plus two inch thick doors provides greater insulating properties for superior performance and reduces run time of the compressor for greater efficiency. The Isotherm Cruise Elegance also features a new freezer design that reduces frosting issues yet maintains a minimum footprint for greater capacity of storage for refrigerated foods, beverages, and tall bottles. The new Isotherm Cruise Elegance freezer compartment also features a magnetic door that holds open for easy access.

The innovative Isotherm Elegance anchoring system eliminates the need for a flange which gives boaters a way to fit a fridge in tighter locations and offers designers new ways to incorporate clean, modern designs.

CRUISE Classic & Stainless Steel Marine Refrigerators

Superior Performance and Reliability with Innovative Isotherm Design

Isotherm CRUISE Refrigerators combine technological innovation with sophisticated, yet practical design.

The CRUISE Classic refrigerators are available from 36 liters up to 271 liters and provide numerous customization options.

Models are named after their internal volume in liters.



CR130 Stainless Steel interior

Extremely robust yet handsome design with superior performance.

Some configuration options:

- Classic (Standard) models feature replaceable door panels. Black or white is standard
- Stainless Steel models feature complete stainless steel door, handle and flange
- AC/DC and DC-only models work with all power supplies commonly used worldwide including 115 and 230 volts AC (50 and 60 Hz.) and 12 and 24 volts DC
- Patented ASU system option available on CR49, 65, 85, and 130 for maximum energy efficiency
- Right or Left Swing
- Customizable frame designs
- Optional water-cooled cooling systems available by special order. Water-cooled include the SP thru-hull fitting (patented) and water-cooled through a sea water pump for tropical conditions. Please allow additional time for delivery.

Standard features of the CRUISE line include

- Interior light
- Mounting frame (flange) included with each unit for easy installation
- Low power consumption
- 12/24 V Danfoss/Secop compressor
- AC/DC and DC-only models work with all power supplies commonly used worldwide including 115 and 230 volts AC (50 and 60 Hz.) and 12 and 24 volts DC
- Door with a positive latching handle and magnetic rubber seals
- Highest quality and durability 316 grade brushed stainless steel doors on CR36, 42, 49, and 65 for on-deck installations. 304 grade brushed stainless steel on larger cabin fridges
- Corner-mount, air cooled compressors and right sized freezer compartments allow maximum storage of refrigerated supplies
- Remote mount compressor on CR36, 40 CUBE, and 42 allow for easy fit in tight locations
- One piece inner lining of food-quality, high density plastic that resists absorbing odors.
- Molded door shelves for superior strength.
- Integrated bottle and jar cradles keep supplies secure
- Adjustable sliders on door shelves keep bottles upright
- Hatches in shelves allow upright storage of tall bottles



Isotherm designs the highest quality, most reliable marine refrigeration so you can enjoy all the fun of cruising and entertaining!



Isotherm Stainless Steel Marine Refrigerators add value to every installation!



Stainless Steel



Classic (Black)



White Panel



Gray Panel



Cruise 130 Classic with custom wood panel matches boat's interior.



All-White Door with SS Flange



Teak Panel



Mahogany Panel



Cherry Panel

Product Overview: Isotherm CRUISE Marine Refrigerators

Model	Volume (cubic feet)	Dimensions H x W x D (inches)	Available with ASU*	Weight (lbs)	Power consumption (W / 24 hours)	Danfoss / Secop compressor type	Freezer volume liters (temperature)
CR 36 Classic	1.3	10 x 17.4 x 20.3*		35	300	BD35F	fridge only
CR 36 Stainless Steel	1.3	10 x 17.9 x 21.7*		40	300	BD35F	fridge only
CR 40 CUBE (dual temp)	1.4	17 x 17 x 17*		42	186	BD35F	40 (10°F)
CR 42 Classic	1.5	20.8 x 15 x 12.7*		35	340	BD35F	4 (21°F)
CR 42 Stainless Steel	1.5	20.8 x 15.7 x 14.1*		44	340	BD35F	4 (21°F)
CR 49 Classic	1.75	20.8 x 15 x 18.5	Yes	35	340	BD35F	4 (21°F)
CR 49 Stainless Steel	1.75	20.8 x 15.7 x 20.3	Yes	44	340	BD35F	4 (21°F)
CR 65 Classic	2.3	20.8 x 17.7 x 19.7	Yes	40	360	BD35F	4 (21°F)
CR 65 Stainless Steel	2.3	20.8 x 18.5 x 21.4	Yes	49	360	BD35F	4 (21°F)
CR 85 Classic	3.0	24.6 x 18.7 x 20.3	Yes	44	380	BD35F	6 (21°F)
CR 85 Stainless Steel	3.0	24.6 x 19.5 x 21.7	Yes	53	380	BD35F	6 (21°F)
CR 90 BIG	2.5/0.7	33.5 x 18.7 x 16.8		64	520	BD35F	20 (0°F)
CR 100	3.5	29.3 x 19.1 x 17.9		46	400	BD35F	5 (21°F)
CR 130 Classic	4.6	29.6 x 21.4 x 19.9	Yes	51	400	BD35F	6 (21°F)
CR 130 Stainless Steel	4.6	29.6 x 21.4 x 21.4	Yes	60	400	BD35F	6 (21°F)
CR 130 DRINK Classic	4.6	29.6 x 21.4 x 19.9		51	400	BD35F	fridge only
CR 130 DRINK SS	4.6	29.6 x 21.4 x 21.4		60	400	BD35F	fridge only
CR 165 Upright Classic	4.4/1.4	48 x 19.7 x 20.3		86	600	BD50F	40 (0°F)
CR 195 Classic	4.6/2.3	52.9 x 21.4 x 22.5		93	830	2 x BD35F	65 (0°F)
CR 195 Stainless Steel	4.6/2.3	52.9 x 21.4 x 22.5		98	830	2 x BD35F	65 (0°F)
CR 200 Classic	5.2/1.8	34.7 x 28.9 x 24.3		79	800	BD50F	50 (10°F)
CR 200 Stainless Steel	5.2/1.8	34.7 x 28.9 x 24.3		84	800	BD50F	50 (10°F)
CR 219 Upright Classic	6.6/1.5	57 x 21.7 x 21.5		75	600	BD50F	50 (0°F)
CR 271 Upright Classic	7.7/1.9	65 x 21.7 x 20.5		112	800	BD50F	46 (0°F)

* Depth with compressor remote mounted (add 6.5 inches if compressor mounted to box) Dimensions are cut-out dimensions
 All Stainless Steel products are flush mounted. All Classic products are proud mounted (door stands out from cabinet face which reduces installation depth).
 Power consumption W/24 Hours in operation on 12 Volt with +5°C in the refrigeration space, ambient temperature +25°C
 Door's depth + gasket (in regard to the refrigerator's cabinet) WHITE LINE refrigerators (CR 165, CR 228, CR 271) 64 mm
 According to EN 603335 - 1 regulation, the inside walls of the furniture housing the refrigerator must distance from the fridge by 20 mm per side and 50 mm from the top
 Specification changes may be made without prior notice

CRUISE Classic Marine Refrigerators

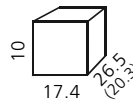
CRUISE Classic 36, 40 CUBE, 42



CRUISE 36 Classic

The CR 36 is a built-in drawer fridge with unique design. Due to its compact dimensions, the CR 36 can be installed where no other fridge might fit. The compressor can be mounted up to 3 feet away. It comes with a white or black door with matching mounting frame as standard.

(Depth is reduced by 6.2 inches when compressor is remotely mounted.)

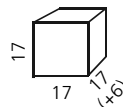


Isotherm CRUISE 36 Classic	
Model	CR 36
Volume	1.3 cubic feet



CRUISE 40 CUBE

The CR 40 CUBE can be installed either as a front opening fridge or freezer (Cruise) and/or as a top opening fridge or freezer (Built-In box). With its range in temperatures from fridge to freezer, side or top loading, and remote-mount compressor (up to 4.9 feet away), this is a versatile refrigerator or freezer that can extend a boat's storage capacity for long-distance cruising or chartering. Combine them top and bottom or side-by-side for extra storage.

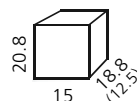


Isotherm CRUISE 40 CUBE	
Model	CR 40 CUBIC
Volume	1.4 cubic feet



CRUISE 42 Classic

The CR 42 has a remote-mount compressor which makes it suitable for fitting into tight locations. The compressor unit on the back can be relocated up to 4.9 feet away. Like all Classic (Standard) models, the CR42 has a panel that can be replaced with your custom panel or Isotherm's selection of teak, mahogany, cherry, white or black. Available with optional ASU (Depth is reduced by 6.2 inches when compressor is remotely mounted)



Isotherm CRUISE 42 Classic	
Model	CR 42 Classic
Volume	1.5 cubic feet

CRUISE Classic Marine Refrigerators

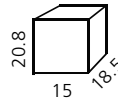
CRUISE Classic 49, 65, 85



CRUISE 49 Classic

The CR49 provides the same cut-out opening as the CR42 but has greater depth and is equipped with a built-in compressor giving larger inside storage space for food and beverage supplies. The CR49 is equipped with installation frame and interior light.

Available with optional ASU.

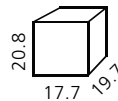


Isotherm CRUISE 49 Classic	
Model	CR 49 Classic
Volume	1.75 cubic feet



CRUISE 65 Classic

The CR65 features a separate freezer compartment and a built-in compressor. The CR65 has moulded cradles on the door and adjustable holders to keep jars and bottles upright and secure, even in the roughest conditions. It comes equipped with installation frame and interior light as standard. Available with ASU.



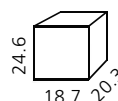
Isotherm CRUISE 65 Classic	
Model	CR 65 Classic
Volume	2.3 cubic feet



CRUISE 85 Classic

The spacious CR 85 comes with a freezer compartment, two adjustable shelves and a corner mounted compressor. The CR 85 is equipped with interior light as standard. Installation frames are available as an option. The Cruise 85 matches up with the Cruise 63 Freezer for a perfect companion installation.

Available with ASU



Isotherm CRUISE 85 Classic	
Model	CR 85 Classic
Volume	3.0 cubic feet

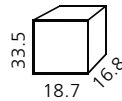
CRUISE Classic Marine Refrigerators

CRUISE 90 BIG, 100, 130 DRINK



CRUISE 90 BIG

The CRUISE 90 is a new two door fridge-freezer solution that gives the boater a separate, small freezer on top and refrigerator on the bottom. The refrigerator has a volume of 2.5 cubic feet and the freezer is larger for a fridge of this class with a volume of 0.7 cu. ft. The refrigerator is equipped with inner light and room for tall bottles on the shelves and interior.

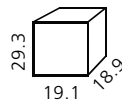


Isotherm CRUISE 90 BIG	
Model	CR 90 BIG
Volume	3.2 cubic feet



CRUISE 100

The CR 100 differentiates itself with integrated air ducts and fan ventilated compressor which permits air circulation even in tight installations. Additional mounting frames are available as an option.

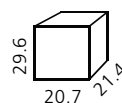


Isotherm CRUISE 100 Classic	
Model	CR 100
Volume	3.5 cubic feet



CRUISE 130 DRINK Classic

The CR 130 DRINK is a special version of the CR 130 providing the customer with extra space for drinks instead of the freezer compartment. Bottle racks (as shown on the picture) are optional. The CR130 DRINK has an innovative built-in condensation system that makes it virtually frost-free by pulling air across the evaporator and draining condensation out of the fridge into an evaporation tray on the back of the fridge



Isotherm CRUISE 130 DRINK Classic	
Model	CR 130 DRINK
Volume	4.6 cubic feet

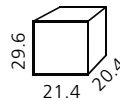
CRUISE Classic Marine Refrigerators

CRUISE Classic 130, 195, 200



CRUISE 130 Classic

The CR 130 is a traditional fridge with a freezer compartment, three shelves, a vegetable bin and a door divided into three sections. It is equipped with inner light and a fan-cooled compressor as standard. The CR130 is the perfect under-the-counter fridge with large capacity and comes with a black proud mount flange. Available with ASU

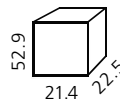


Isotherm CRUISE 130 Classic	
Model	CR 130 Classic
Volume	4.6 cubic feet



CRUISE 195 Classic

The CR 195 Classic is a unique two door fridge-freezer solution with the refrigerator on top and freezer on the bottom. Fridge on top gives boaters ergonomic access to refrigerated supplies without having to bend over. The CR195 is equipped with two fan-cooled compressors, separate thermostats for the fridge and freezer sections, a flush mounting frame, inner light, and a vegetable bin..

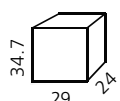


Isotherm CRUISE 195 Classic	
Model	CR 195 Classic
Volume	4.6 + 2.3 cubic feet



CRUISE 200 Classic

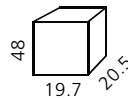
The CR 200 Classic is a stylish fridge-freezer with panel door design that offers spacious on board storage for fresh and frozen foods. Fitting neatly under the counter, the CR 200 has a large a 5.3 cu. ft fridge with three shelves on the door, cold-cuts tray, 3 bottle wine caddy, and vegetable crispers as well as a 1.8 cu. ft freezer section with wire shelves and a storage bin.



Isotherm CRUISE 200 Classic	
Model	CR 200 Classic
Volume	5.3 cu.ft.. fridge/1.8 cu.ft. freezer

CRUISE Upright Classic Refrigerators

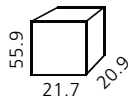
CRUISE 165, 219, 271



CRUISE 165 Silver

The CR 165 refrigerator/freezer has a compact design with easy change swing from right to left. The Cruise Upright Classic fridges feature the freezer on top and have a finished exterior on the top and sides which makes them perfect for freestanding installations. The CR 165 features a fridge with a volume of 4.4 cubic feet and the freezer with a volume of 1.4 cubic feet. The fridge is equipped with interior light, three shelves, vegetable bins, and AC/DC functionality.

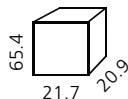
Isotherm CRUISE 165	
Model	CR 165 White Line
Volume	4.4 + 1.4 cubic feet



CRUISE 219 Silver

The CR 219 is a large two-door fridge-freezer solution perfect for live-aboards that require extra storage. The refrigerator provides a volume of 6.6 cubic feet and the freezer a volume of 1.45 cubic feet. The refrigerator is equipped with interior light, 3 shelves and a vegetable bin at the bottom and AC/DC functionality.. New silver color.

Isotherm CRUISE 219	
Model	CR 219
Volume	6.3 + 1.45 cubic feet



CRUISE 271 Silver

The CR 271 is the largest fridge in the Isotherm family and is perfect for off-grid solar homes, houseboats, and vacation cottages. The refrigerator provides a volume of 7.7 cubic feet and the freezer a volume of 1.9 cubic feet. The refrigerator is equipped with interior light, five shelves and a vegetable bin at the bottom. The CR271 works on all power sources world wide and has a new silver color.

Isotherm CRUISE 271	
Model	CR 271
Volume	7.7 + 1.9 cubic feet

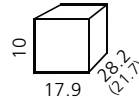
CRUISE Stainless Steel Refrigerators

CRUISE Stainless Steel 36, 42, 49



CRUISE 36 Stainless Steel

The CR 36 Stainless Steel is a built-in drawer fridge in unique design. Due to its compact dimensions, the CR 36 Stainless Steel can be installed where no other fridge might fit. The compressor can be removed up to 1.20 meter away. The Stainless Steel model comes with a four-side flush mounting frame.

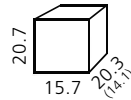


Isotherm CRUISE 36 Stainless Steel	
Model	CR 36 Stainless Steel
Volume	1.3 cubic feet



CRUISE 42 Stainless Steel

The CR 42 Stainless Steel is the stainless steel design version of the CR 42 with a flush mount door. The Stainless Steel version also has the capability for the compressor unit to be removed from the back and mounted in any vertical position up to 5 feet away. (Depth is reduced by 6.2 inches when compressor is remotely mounted)

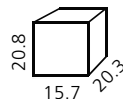


Isotherm CRUISE 42 Stainless Steel	
Model	CR 42 Stainless Steel
Volume	1.5 cubic feet



CRUISE 49 Stainless Steel

The CR 49 Stainless Steel is the stainless steel design version of the CR 49. The Stainless Steel version comes equipped with stainless steel flange and positive latching stainless steel handle. Doors are 316 grade brushed stainless steel for long life and good looks. The Cruise 49 is also available as a drawer model.



Isotherm CRUISE 49 Stainless Steel	
Model	CR 49 Stainless Steel
Volume	1.75 cubic feet



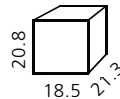
CRUISE Stainless Steel Refrigerators

CRUISE Stainless Steel 65, 85, 130



CRUISE 65 Stainless Steel

The CR 65 Stainless Steel features stainless steel door, handle and flange as well as interior accents like freezer door and shelf retainers which make this an elegant small refrigerator. The Cruise 65 is equipped with installation frame and interior light standard. Available with ASU. The Cruise 65 is also available as a drawer model

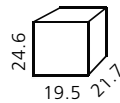


Isotherm CRUISE 65 Stainless Steel	
Model	CR 65 Stainless Steel
Volume	2.3 cubic feet



CRUISE 85 Stainless Steel

The CR 85 Stainless Steel has the door and interior accents including freezer door and shelf retainers in stainless steel. The CR85 has a freezer compartment, two adjustable shelves and a corner-mounted compressor. Interior light is standard. Installation frames optional. The CR85 matches up the Cruise 63 Freezer for a perfect side-by-side installation for fridge and freezer. Available with ASU..

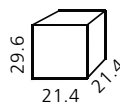


Isotherm CRUISE 85 Stainless Steel	
Model	CR 85 Stainless Steel
Volume	3.0 cubic feet



CRUISE 130 Stainless Steel

The CR 130 Stainless Steel is the stainless steel design version of the CR130 providing a freezer compartment, three shelves, a vegetable bin and a door divided into three sections. The Stainless Steel version has stainless steel interior accents on the freezer door and shelves and comes with a flush mount stainless steel flange. Very elegant! Available with ASU.



Isotherm CRUISE 130 Stainless Steel	
Model	CR 130 DRINK Stainless Steel
Volume	4.6 cubic feet

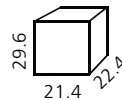
CRUISE Stainless Steel Refrigerators

CRUISE Stainless Steel 130 DRINK, 195, 200



CRUISE 130 DRINK Stainless Steel

The CR 130 D Stainless Steel is the stainless steel design version of the CR 130 D providing the customer with an extra space for drinks instead of the freezer compartment. It is equipped with inner light and a fan-cooled compressor as standard. The CR130 Drink pairs up with the Cruise 90 Freezer for the perfect combination of large fridge and freezer that can be installed under the counter or stacked.



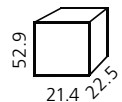
Isotherm CRUISE 130 DRINK Stainless Steel

Model	CR 130 DRINK Stainless Steel
Volume (l)	4.6 cubic feet



CRUISE 195 Stainless Steel

The CR 195 Stainless Steel is a two door fridge-freezer solution combining a 4.6 cu. ft. refrigerator on top and a 2.3 cu. ft freezer on the bottom. This stainless steel combo has an upscale elegance that adds value to every installation. With two compressors, this unit has the horsepower to keep boaters happy with proper temperatures in the fridge and 0° F temperatures in the deep freezer



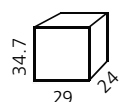
Isotherm CRUISE 195 Stainless Steel

Model	CR 195 Stainless Steel
Volume (l)	130 + 65



CRUISE 200 Stainless Steel

The CR 200 Stainless Steel is a stylish fridge-freezer in stainless steel design that offers spacious on board storage for fresh and frozen foods. Fitting neatly under the counter, the CR 200 has a large a 5.3 cu. ft fridge with three shelves on the door, cold-cuts tray, 3 bottle wine caddy, and vegetable crispers as well as a 1.8 cu. ft freezer section with wire shelves and a storage bin.



Isotherm CRUISE 200 Stainless Steel

Model	CR 200 Stainless Steel
Volume	5.3 + 1.8 cu. ft.

CRUISE Classic and Stainless Steel Marine Freezers

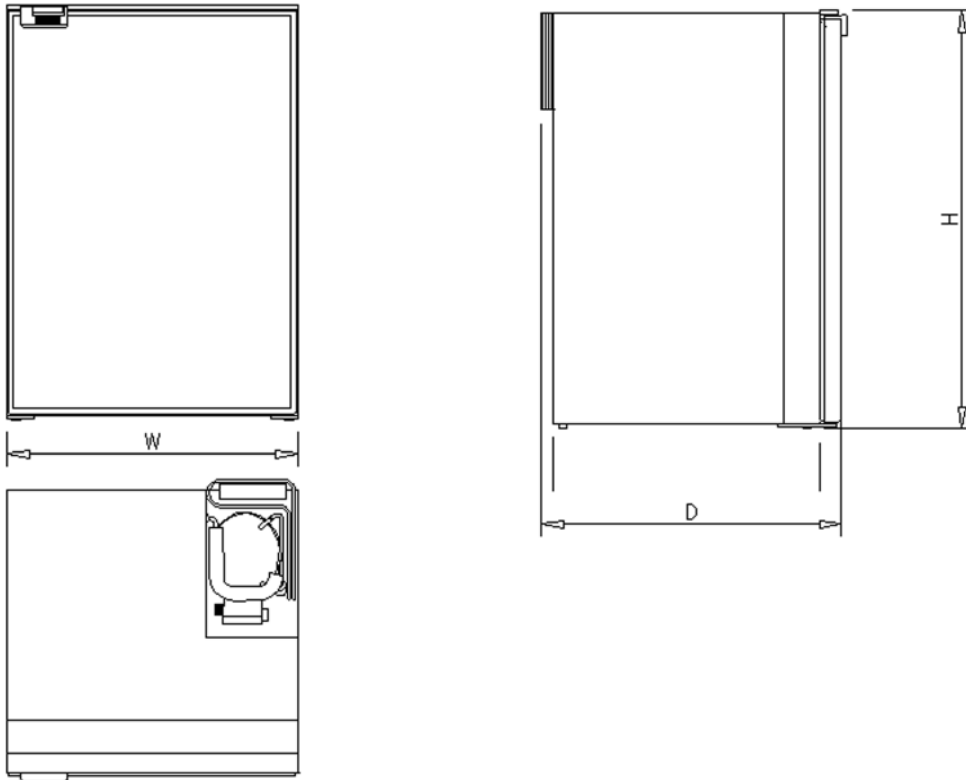
The Isotherm CRUISE freezer units are the perfect complement to CRUISE refrigerators. The highly insulated freezers ensure the perfect and constant temperature to deep-freeze food on board.



- Extra-thick body insulation for excellent deep freezing performance and low power consumption
- 12/24 V Danfoss/Secop compressor for long life and proven reliability. (AC/DC and DC-only models)
- Door with extra insulation, positive latching handles, and magnetic rubber seals
- Isotherm Freezers are excellent solution for side-by-side installations:
Now you can enjoy the perfect fridge-freezer application with the pairing of the CR130 Fridge and CR90 Freezer, as well as the CR85 Fridge and CR63 Freezer. These paired models share the same dimensions and look great installed together.
- Stainless Steel Flush mount flanges have built-in ventilation slots to aid in cabinetry ventilation.
(Note: ventiation is key to operation of any refrigeration or freezer system and must be planned correctly in cabinetry)



Stainless Steel Cruise 130 DRINK Refrigerator and Cruise 90 Freezer installed side-by-side.



Product Overview: Isotherm CRUISE Marine Freezers

Model	Volume (cubic feet)	Dimensions H x W x D (inches)	Weight (lbs)	Power consumption (W / 24 hours)	Danfoss / Secop compressor	Freezer compartment temperatures
CR 63 F	2.2	24.6 x 18.7 x 20.3	44	440	BD35F	0°F
CR 63 F Stainless Steel	2.2	24.6 x 19.5 x 21.7	53	440	BD35F	0°F
CR 65 F	2.3	24.4 x 21.4 x 20.1	44	440	BD35F	0°F
CR 65 F Stainless Steel	2.3	24.4 x 21.4 x 21.7	53	440	BD35F	0°F
CR 90 F	3.2	29.6 x 21.4 x 21.4	55	550	BD35F	0°F
CR 90 F Stainless Steel	3.2	29.6 x 21.4 x 21.4	64	550	BD35F	0°F

* Door thickness: +40 mm

Power consumption W/24 Hours in operation on 12 Volt with -12°C in the freezer space, ambient temperature +25°C

Refrigerators manufacturing tolerances -2/+4 mm

Dimensions do not include the frame

On AC/DC versions depth may increase

According to EN 60335 - 1 regulation, the inside walls of the furniture housing the refrigerator must distance from the fridge by 20 mm per side and 50 mm from the top

Please refer to the installation manual for further technical/installation details

Most of Isotherm fridges can also benefit from a retrofitted Isotherm Smart Energy Control kit. It reduces battery consumption by up to 50%

Specification changes may be made without prior notice

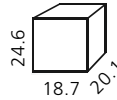
CRUISE Classic Marine Freezers

CRUISE Classic 63 F, 65 F, 90 F



CRUISE 63 Freezer Classic

The CR 63 Freezer has the same outside dimensions as CR 85 fridge. As a result, these units can be perfectly mounted side by side. CR 63 F is equipped with two shelves and a bin at the bottom. It has a corner-mounted compressor and the evaporator piping is integrated in the walls.

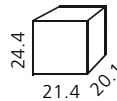


Isotherm CRUISE 63 Freezer Classic	
Model	CR 63 F Classic
Volume	2.2 cubic feet



CRUISE 65 Freezer Classic

The CR 65 Freezer is a 65 liters volume freezer with extra thick insulation. It is equipped with one shelf and a plastic basket at the bottom. The CR 65 F is delivered with a fan-cooled compressor.

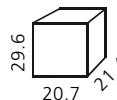


Isotherm CRUISE 65 Freezer Classic	
Model	CR 65 F Classic
Volume	2.3 cubic feet



CRUISE 90 Freezer Classic

The CR 90 Freezer has the same outside dimensions as the CR130 Refrigerator. Because of this, the CR90 and CR130 make a perfect side-by-side installation. The CR 90F is equipped with three shelves and four separate door hatches. The CR90 freezer comes standard with a fan-cooled compressor



Isotherm CRUISE 90 Freezer Classic	
Model	CR 90 F Classic
Volume	3.1 cubic feet

CRUISE Stainless Steel Marine Freezers

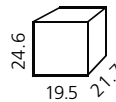


CRUISE Stainless Steel 63 F, 65 F, 90 F



CRUISE 63 Freezer Stainless Steel

The CR 63 Freezer Stainless Steel has the same outside dimensions as the CR 85 Stainless Steel fridge. These units make a perfect side by side pairing. CR 63 F Stainless Steel is equipped with two shelves and a bin at the bottom. It has a corner-mounted compressor with the evaporator piping integrated in the walls.



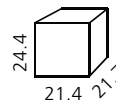
Isotherm CRUISE 63 Freezer Stainless Steel

Model	CR 63 F Stainless Steel
Volume	2.2 cubic feet



CRUISE 65 Freezer Stainless Steel

The CR 65 Freezer Stainless Steel is a 2.3 cubic foot freezer with extra thick insulation. It is equipped with one shelf and a plastic basket at the bottom. The CR 65 F comes standard with a fan-cooled BD35 compressor.



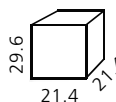
Isotherm CRUISE 65 Freezer Stainless Steel

Model	CR 65 F Stainless Steel
Volume	2.3 cubic feet



CRUISE 90 Freezer Stainless Steel

The CR 90 Freezer Stainless Steel has the same outside dimensions as the CR 130 DRINK Stainless Steel Refrigerator. Paired side-by-side, this elegant combination adds value to any galley design. The CR 90 F Stainless Steel is equipped with three shelves and four separate hatches that help retain the cold when accessing supplies. The CR90 freezer comes standard with a fan-cooled compressor.



Isotherm CRUISE 90 Freezer Stainless Steel

Model	CR 90 F Stainless Steel
Volume	3.1 cubic feet



Easy access to drinks and food: Isotherm Drawer Fridges and Freezers

The convenient drawer mechanism allows easy access to food and drinks.

An extraordinary stylish design and rugged marine construction establishes Isotherm as the preferred provider of upscale drawer refrigerators for all types of boats.

DRAWER Refrigerators and Freezers



ISOTHERM DRAWER SYSTEM OVERVIEW	30
<hr/>	
STAINLESS STEEL	35
Drawer 49 Stainless Steel	35
Drawer 55 Frost-Free Stainless Steel	35
Drawer 65 Frost-Free Stainless Steel	35
Drawer 65 Stainless Steel	36
Drawer 85 Stainless Steel	36
Drawer 130 Stainless Steel	36
Drawer 160 LIGHT Stainless Steel	37
Drawer 160 Frost Free COMBO Frost-Free	37
Drawer 190 Stainless Steel	38
<hr/>	
CUSTOM PANEL	39
Drawer 49 Custom Panel	39
Drawer 55 Frost-Free Custom Panel	39
Drawer 65 Custom Panel	39
Drawer 65 Frost-Free Custom Panel	39
Drawer 160 Frost-Free Custom Panel	39
Drawer 160 LIGHT Custom Panel	39
<hr/>	
GLASS	40
Drawer 49 Glass	40
Drawer 55 Frost-Free Glass	40
Drawer 65 Glass	41
Drawer 65 Frost-Free Glass	41



DRAWER Marine Refrigerators & Freezers

Drawer design for best everyday use!

Isotherm drawer fridges and freezers are characterized by superior design and user-friendliness. High-quality materials and robust construction ensure long life in the marine environment.



Drawer 49 Blue Glass

- High-tech design
 - Easy access, comfortable to use
 - Freezer compartment
 - Robust drawer mechanism
 - Positive latching and lock mechanisms
 - Choice of Award-Winning Frost-Free Technology or classic evaporator cooling
 - Choice of Stainless Steel, Glass, or Wood front door styles
 - Flush mount stainless steel flanges have built-in ventilation slots to aid in cabinetry ventilation.
- (Note: ventilation is key to operation of any refrigeration or freezer system and must be planned correctly in cabinetry)



The innovative GLASS line door styles are available in Blue, Silver-Grey, White, and Black



Stainless Steel door front has upscale nautical look with 316 grade brushed stainless steel on DR49, DR55, and DR65 drawer units, 304 grade on DR160.



3/4 inch Custom Panel Attachment models allow the boat owner or boat builder to use their own custom veneer wood or fibreglass panels to match interiors.

Isotherm Drawer Models feature Breakthrough Marine Design

- Isotherm drawer models give boat builders and owners the flexibility of having a fridges, freezers, or combo models in the most common cut-out sizes in the marine industry.
- Rugged drawer construction specifically designed for the marine environment sets Isotherm apart from the competition
- Universal AC/DC works with common power supplies used world-wide including 12/24 volts DC and 115/230 volts AC.
- Matching footprint on DR55 Freezers and DR65 Refrigerators for stacked and side by side installations.
- Isotherm positive latching handles keep doors shut, even in the roughest conditions.

- Award winning frost-free models prevent frost accumulation resulting in reduced energy consumption.
- Outstanding design possibilities with Stainless Steel, Glass Line, and Wood panel attachment models offer designers a wide range of options for matching interior styles.



Blue LED lighting and digital controls of the DR160 Frost-Free Combo model.



The DRAWER 160 FROST-FREE Combo offers an all in one solution, providing a fridge, freezer and ice maker in one system. The DRAWER 160 LIGHT is available as fridge/freezer, refrigerator only and freezer only. Both are available as flush mount or proud mount.



Flush mount for perfect alignment with cabinet face and Proud Mount with elegant curved surfaces when depth of enclosure is an issue.



Rugged drawer mechanism supports weight from below and adjustable tension bars provide superior strength for demanding marine applications.

DRAWER Marine Refrigerators & Freezers

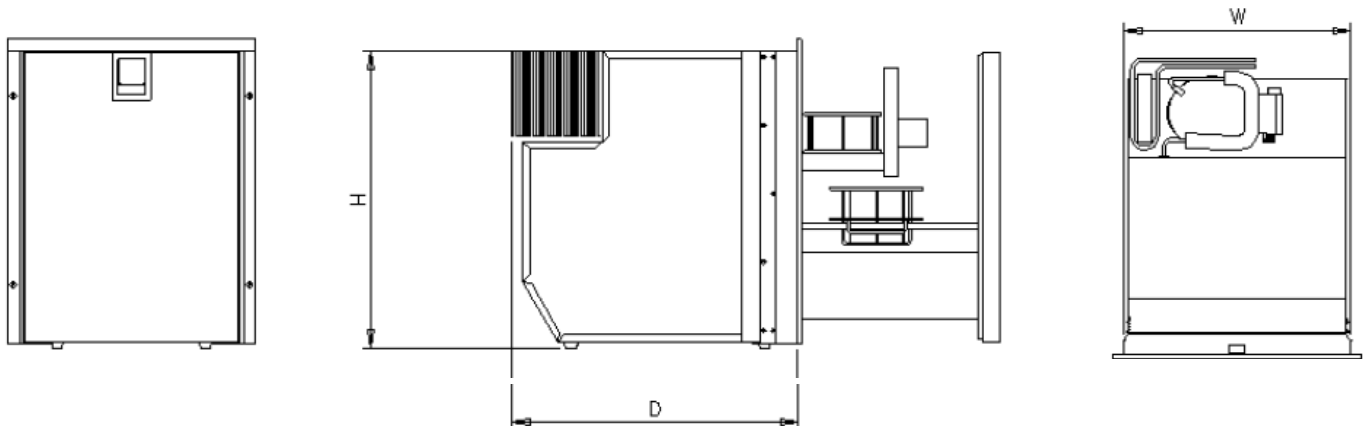
Product Overview: Isotherm Drawer Marine Refrigerators and Freezers

Type	Volume (cubic feet)	Dimensions H x W x D (inches)	Weight (lbs)	Power consumption* (W/24 hours)	Danfoss / Secop compressor type
DR 49 Stainless Steel	1.75	20.9 x 15.9 x 20.5	59	340	BD35F
DR 49 GLASS	1.75	20.9 x 15.9 x 20.5	66	340	BD35F
DR 55 Frost-Free FREEZER Stainless Steel	1.9	20.9 x 18.5 x 21	66	600	BD35F
DR 55 Frost-Free FREEZER GLASS	1.9	20.9 x 18.5 x 21	68	600	BD35F
DR 65 Stainless Steel	2.3	20.9 x 18.5 x 21	66	360	BD35F
DR 65 GLASS	2.3	20.9 x 18.5 x 21	68	360	BD35F
DR 65 Frost-Free Stainless Steel	2.3	20.9 x 18.5 x 21	66	340	BD35F
DR 65 Frost-Free GLASS	2.3	20.9 x 18.5 x 21	68	340	BD35F
DR 85 Stainless Steel	3.0	24.6 x 19.5 x 21.7	72	370	BD35F
DR 130 Stainless Steel	4.6	29.3 x 21.4 x 21.4	77	429	BD35F
DR 160 LIGHT FRIDGE ONLY (flush mount)	5.5	34 x 24.6 x 23	143	1100	BD50F
DR 160 LIGHT FREEZER ONLY (flush mount)	5.5	34 x 24.6 x 23	143	1100	BD80F
DR 160 LIGHT FRIDGE FREEZER (flush mount)	5.5	34 x 24.6 x 23	143	1100	BD80F
DR 160 LIGHT FRIDGE ONLY (proud mount)	5.5	34 x 24.2 x 21	143	1100	BD50F
DR 160 LIGHT FREEZER ONLY (proud mount)	5.5	34 x 24.2 x 21	143	1100	BD50F
DR 160 LIGHT FRIDGE-FREEZER (proud mount)	5.5	34 x 24.2 x 21	143	1100	BD80F
DR 160 Frost Free COMBO (flush mount)**	5.5	34 x 24.6 x 23	143	1100	AC Compressor
DR 160 Frost Free COMBO (proud mount)**	5.5	34 x 24.2 x 21	143	1100	AC Compressor
DR 190 Refrigerator only Stainless Steel	6.7	31.2 x 35.4 x 22	130	700	BD50F

* Power consumption W/24 h in operation at 12 V with + 5°C in the refrigeration space, ambient temperature + 25°C

** Power supply 220 V AC or 110 V AC; 50 or 60 Hz

NOTE: All Drawers are Flush Mount (flush to cabinet face) except DRAWER 160 Proud Mount models. Proud mount means drawer face stands out from the face of the cabinet (approximately 2 inches). The DR160 models that are proud mount have less width and depth for the cut-out than flush mount models. All WOOD panel attachment models mounting is the decision of the designer and can be proud mount or flush mount where the depth would be increased by the width of the panel used (usually 3/4 inch). Dimensional drawings available on request.



DRAWER Stainless Steel

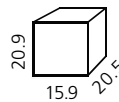
Marine Refrigerators & Freezers

Drawer 49, 55 Frost-Free, 65 Frost-Free



DRAWER 49 Stainless Steel

The DR 49 Stainless Steel is a new, space-saving, drawer unit with a 316 grade stainless steel door front. The interior is designed to suit international cans and food packs with two robust drawers, conventional international sizes of integrated adjustable bars, freezer compartment and internal blue LED light.

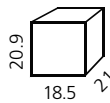


Isotherm DRAWER 49 Stainless Steel	
Model	DR 49 Stainless Steel
Volume	1.75 cubic feet



DRAWER 55 Frost-Free Freezer Stainless Steel

The DR 55 freezer is a 55 liters capacity stainless steel front opened drawer freezer. This model combines innovative stainless steel design with the most modern technology such as automatic defrost which allows having home comfort on board. The DR 55 F is equipped with an internal fan for temperature constant control and a sequence of 5 LED lights for blue internal light.

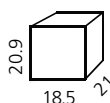


Isotherm DRAWER 55 Frost-Free Freeze SS	
Model	DR 55 F Stainless Steel
Volume (l)	55



DRAWER 65 Frost-Free Refrigerator Stainless Steel

The DR 65 Stainless Steel is a space-saving, front-opened drawer refrigerator (no freezer) providing a volume of 2.3 cubic feet with bins and bottle racks that provide secure and organized storage. It combines award-winning frost-free technology with automatic defrost allowing the comforts of home while on board. For constant temperature control, an internal fan is mounted. A sequence of five blue LED lights provides a romantic illumination. The DR65 FF is ideal for a side-by-side installation with the DR 55 Stainless Steel Freezer.



Isotherm DRAWER 65 Frost-Free SS	
Model	DR 65 Frost Free Stainless Steel
Volume	2.3 cubic feet

DRAWER Stainless Steel

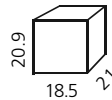
Marine Refrigerators & Freezers

Drawer 65, 85, 130



DRAWER 65 Stainless Steel

The DR 65 Stainless Steel is a space-saving, front-opened drawer. Its new design is based on the standard 65 liter refrigerator but with a pull-out drawer featuring an innovative interior concept with bins and bottle racks. A sequence of 5 LED lights provides blue internal light.



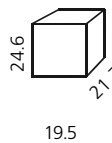
Isotherm DRAWER 65 Stainless Steel	
Model	DR 65 Stainless Steel
Volume	2.3 cubic feet



NEW

DRAWER 85 Stainless Steel

The DR 85 freezer is an 85 liters capacity stainless steel front opened drawer refrigerator . This model has an internal freezer drawer and a mid-level internal drawer which allows for maximum storage vertically. The DR 85 F is equipped with a 3-bottle wine fold-away wine caddy and a sequence of 5 blue LED lights.



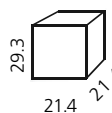
Isotherm DRAWER 85 Stainless Steel	
Model	DR 85 F Stainless Steel
Volume	3.0 cubic feet



NEW

DRAWER 130 Stainless Steel

The DR 130 Stainless Steel is a full-sized under-the-counter, front-opened drawer. Its new design is based on the standard 130 liter refrigerator but with a pull-out drawer featuring an innovative interior concept with bins and bottle racks. A mid-level drawer maximizes storage and a internal drawer freezer has ample space for frozen supplies. A sequence of 5 LED lights provides blue internal light.



Isotherm DRAWER 130 Stainless Steel	
Model	DR 130 Stainless Steel
Volume	4.6 cubic feet

DRAWER Stainless Steel

Marine Refrigerators & Freezers

Drawer 160 LIGHT, 160 Frost-Free COMBO

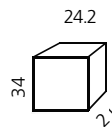


DRAWER 160 LIGHT

The DR 160 LIGHT is an innovative evolution of the successful DR160 Frost Free Combo unit bringing the same level of rugged elegance but at a lower price point. The DR160 LIGHT is AC/DC powered, working on all voltages used world wide and is available in three versions:

- Refrigerator only (both drawers as fridges)
- Freezer only (both drawers as freezers)
- Refrigerator (top drawer) and Freezer (bottom drawer)
- Refrigerator, Freezer, and Ice Maker (AC only)
- Freezer (both drawers), Ice Maker (AC only)

The top drawer refrigerator is unique in AC/DC fridge/freezers and allows convenient access to food and beverages without having to bend to reach the lower drawer. The Drawer 160 LIGHT has rugged, self-latching drawers and is available as flush mount (doors flush with cabinet face) and proud mount (doors stand out from cabinet face). DR160 proud mount units have less depth and width than flush mount units. The proud mount version has beautifully rounded edges that are unique in refrigerator design and feature dual handles for super-strong security in rough conditions.



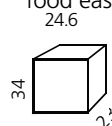
Isotherm DRAWER 160 LIGHT	
Model	DR 160 LIGHT
Volume	3.2 + 2.3 cubic feet



DRAWER 160 Frost-Free COMBO Stainless Steel

The DRAWER 160 is a double-drawer refrigerator/freezer with an automatic ice maker. The upper drawer of the DR160 consists of a 3.2 cubic foot refrigerator while the lower drawer holds a 2.3 cubic foot freezer with ice maker and bin which holds 0.2 cu. ft of ice. The total internal volume is 5.5 cu. ft while the outer dimensions remain very compact. The DRAWER 160 is available in either 115 volts 60 Hz AC or 230 volts 50 Hz AC.

An easy to access control panel in the top drawer has digital read-out in Fahrenheit or Celsius. Cool blue LED lights make accessing food easy.



Isotherm DRAWER 160 Frost-Free Combo	
Model	DR 160 Frost Free
Volume	3.2 + 2.3 cubic feet

DRAWER Stainless Steel

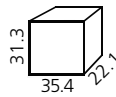
Marine Refrigerators & Freezers

Drawer 190



DRAWER 190 Stainless Steel

The DR 190 Stainless Steel Refrigerator is a double-drawer refrigerator in stainless steel design with two separate fridge drawers providing practical adjustable interior equipment. The DR190 is equipped with a fan-cooled compressor mounted on the rear side. The DR190 is delivered with a three side flange for flush mounting.



Isotherm DRAWER 190 Stainless Steel	
Model	DR 190 Stainless Steel
Volume	6.7 cubic feet



DRAWER Custom Panel Attachment

Marine Refrigerators & Freezers

DR 49, 55, 65, and 160

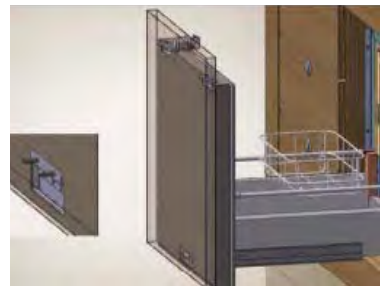


New Drawer Customization Concept:

Indel Webasto Marine provides its customers with even more customization possibilities. In the drawer range, including the DR49, DR55, DR65, and DR160, Isotherm now offers drawer styles that accommodate customer's 3/4 inch custom panels. The drawer fridge or freezer is supplied with a specifically foamed door ready to be customized with a 3/4 panel supplied by the customer.

The panel fixing kit is supplied with the fridge. The customer provides his own 3/4 inch panel, handle, and latching hardware.

Thanks to this new technology it is now possible to match the boat's interior so all cabinetry looks alike.



- Perfect integration into the boat's design
- Door panel mounting brackets included
- Handles and latches are selected by builder to match existing styles



Wood drawer fronts integrate seamlessly into the decor of today's modern yachts with the choice of handles and latching up to the boat owner or builder.



Above: 3/4 inch fiberglass panel with a gelcoat finish and a wood panel attachment are examples of how boat builders can use their own custom panels to match interiors.

DRAWER GLASS

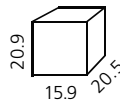
Marine Refrigerators & Freezers

Drawer 49, 55 Frost-Free



DRAWER 49 GLASS

The DR 49 Glass is a space-saving and front opened DRAWER of 1.75 cubic feet volume. With a brushed stainless steel european style handle, the DR49 consists of two drawers with the internal drawer as a small freezer. Its looks are characterized by an elegant and modern tempered safety glass door front available in 4 colors (blue, black, white, or silver-grey), a freezer compartment and the sequence of 5 blue LED internal lights. .



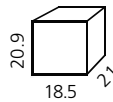
Isotherm DRAWER 49 GLASS

Model	DR 49 GLASS
Volume	1.75 cubic feet



DRAWER 55 frost-free Freezer GLASS

The DR 55 Freezer is a 2.2 cubic feet capacity drawer freezer. The DR55 F is equipped with an internal fan for constant temperature control and a sequence of 5 LED lights for blue internal light. Its appearance or look is characterized by an elegant and modern glass covered door front, available in 4 colors.



Isotherm DRAWER 55 frost-free F GLASS

Model	DR 55 F GLASS
Volume	2.2 cubic feet

DRAWER GLASS

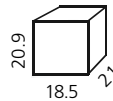
Marine Refrigerators & Freezers

Drawer 65, 65 Frost-Free



DRAWER 65 GLASS

The DR 65 GLASS is a front-opened drawer refrigerator with a volume of 2.3 liters. Equipped with two robust drawers, the upper internal drawer is a freezer compartment, it offers possibilities for perfect organisation and optimized use of internal space. A sequence of 5 LED lights provides blue internal light. Its look is characterized by an elegant and modern glass covered door front, available in 4 colors.



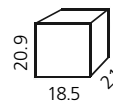
Isotherm DRAWER 65 GLASS

Model	DR 65 GLASS
Volume	2.3 cubic feet



DRAWER 65 Frost-Free GLASS

The DR 65 GLASS is a front opened drawer refrigerator with a volume of 2.3 cubic feet. The DR65 Frost-Free is all-refrigerator (no freezer) The DR 65 Frost-Free is equipped with an internal fan for constant temperature control. A sequence of 5 LED lights provides blue internal light. Its look is characterized by an elegant, modern glass covered door front, available in 4 colors (silver-grey, blue, black or white).



Isotherm DRAWER 65 frost-free GLASS

Model	DR 65 Frost Free GLASS
Volume	2.3 cubic feet




Portable or Built-In, Refrigerator or Freezer

No matter where you decide to cruise or whether you need refrigeration or a freezer, Portable Travel Boxes and Built-In Top Loading Boxes offer the right cooling solution for your boat or yacht. Isotherm Portable and Built-In Boxes provide easy-to-add storage that fits your requirements.

Portable and Built-In Refrigerator/Freezer Boxes

Portable Travel Boxes Overview	44
TB 15	46
TB 18	46
TB 31	46
TB 41	46
TB 51	47

Built-In Boxes Overview	48
BI 29 Dual	50
BI 40	50
BI 41 Dual	50
BI 53 F	50
BI 55	51
BI 75	51
BI 92 Dual	51



Portable Travel Boxes

Refrigerator - Freezers

Your reliable partner for daily use and in extreme conditions!

No matter where you decide to travel, Isotherm Travel Boxes offer the right cooling solution for your needs. Thanks to the new **BD Micro Compressor**, the Travel Box 15 and 18 are very compact but perform extremely well in tropical conditions. The Travel Box 31, 41 and 51 are especially convenient for daily use thanks to their light and compact design. .

The entire range of Isotherm Travel Boxes have a dual-speed function and digital control of the compressor: MAX mode and ECO mode. In MAX mode, the compressor runs at high speed for fast cooling. In ECO mode, the compressor runs at slower speed for greater economy and energy efficiency.

TB 31, TB 41, TB 51



NEW

TB 15, TB 18

- Very light and compact design for outdoor conditions
- Use as fridge or freezer with operating temperatures from 50°F to 0°F
- Large capacities to store food and drinks - sizes from 15 to 51 liters (4 gal to 14.5 gal)
- Large units equipped with detachable, padded handles for easy transportation
- Reliability: Danfoss/Secop compressor and universal AC/DC electronic unit
- Easy to carry, adjustable shoulder straps for the TB 15 and TB 18

Inimitable travel mates: TB 15 and 18

- Equipped with **NEW BD micro compressor**, the smallest and lightest DC unit on the market
- Very light and compact design, easy to carry (comes with shoulder strap - 19 lbs.)
- Internal LED light
- Electronic thermostat with easy to use display
- ECO function runs compressor at slow speed which saves battery
- MAX mode runs compressor at high speed for quick cooling
- Adjustable shoulder strap



Robust, reliable but also convenient: TB 31, 41 and 51

- Pull out inner basket for easy access (not on TB 31)
- Strong soft touch carrying handles (removable)
- Very light and compact dimensions
- Internal light
- Electronic thermostat control to maximize energy savings
- New sturdy injection molded lid with integrated closing system
- Possible use as a freezer (-18°C) even in tropical conditions
- Electronic thermostat control



ISO THERM PORTABLE TRAVEL BOXES ARE IDEAL FOR MAXIMUM COOLING AND MINIMUM BATTERY CONSUMPTION!

Load up a day's supply of beverages, chill them down quickly on MAX mode, then move the Isotherm Travel Box into the car and plug it into your car's DC outlet. Carry the versatile Isotherm Travel Box Portable Refrigerator / Freezer to your boat, change to ECO mode for minimum battery usage, and let the adventure begin!

After a day on the water of fishing and fun, load the filleted fish into the Isotherm Travel Box and set it to freeze. By the time you get home you'll have a supply of fish freshly frozen from the lake or ocean!



Product Overview: Travel Boxes

Type	Volume (cu. ft.)	Dimensions H x W x D (inches)	Weight (lbs)	Power consumption* (W / 24 hours)	Danfoss / Secop compressor type	Operating temperatures (°F)
TB 15 12/24 V DC	0.5	14 x 9.2 x 22	18	155	BD 1.4F	50 to 0
TB 18 12/24 V DC	0.6	16 x 9.2 x 22	19	160	BD 1.4F	50 to 0
TB 31 AC/DC	1.1	15 x 14 x 23	31	220	BD35F	50 to 0
TB 41 AC/DC	1.4	17.5 x 14 x 23	46	250	BD35F	50 to 0
TB 51 AC/DC	1.8	20.9 x 13.8 x 23	46	240	BD35F	50 to 0

*Power consumption W/24 Hours in operation on 12 Volt with +5°C in the refrigeration space, ambient temperature +25°C

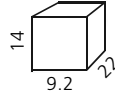
Portable Travel Boxes

Refrigerator - Freezers

TB15, 18, 31



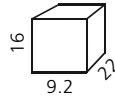
TB 15 12/24 V DC



Isotherm Travel Box 15	
Model	TB 15 12/24 V DC
Volume (l)	15
Weight (lbs)	18
Temperature range	50 to 0°F



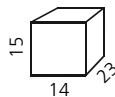
TB 18 12/24 V DC



Isotherm Travel Box 18	
Model	TB 18 12/24 V DC
Volume (l)	18
Weight (lbs)	19
Temperature range	50 to 0°F



TB 31 AC/DC



Isotherm Travel Box 31	
Model	TB 31 AC/DC
Volume (l)	30
Weight (lbs)	31
Temperature range	50 to 0°F
Internal dimensions (mm)	290 x 270 x 315

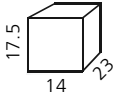
Portable Travel Boxes

Refrigerator - Freezers

TB41, 51



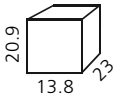
TB 41 AC/DC



Isotherm Travel Box 41	
Model	TB 41 AC/DC
Volume (l)	40
Weight (kg)	21
Temperature range	50 to 0°F
Internal dimensions (mm)	355 x 270 x 314



TB 51 AC/DC



Isotherm Travel Box 51	
Model	TB 51 AC/DC
Volume (l)	51
Weight (lbs)	46
Temperature range	50 to 0°F
Internal dimensions	440 x 270 x 315



Built-In Boxes

Refrigerators and Freezers

Great flexibility of installation and temperature for optimum use of on-board space.



Isotherm Top-Loading Built-In Refrigerator and Freezer Boxes are the perfect answer to boaters who want to add additional refrigerator or freezer space for long cruises or for chartering. These versatile boxes can be built-in under a countertop, settee, helm station or in a lazarette. Temperatures can be adjusted from refrigerator to freezer temperatures. Models come standard as air cooled but water-cooled (SP and Magnum) are available by special order.

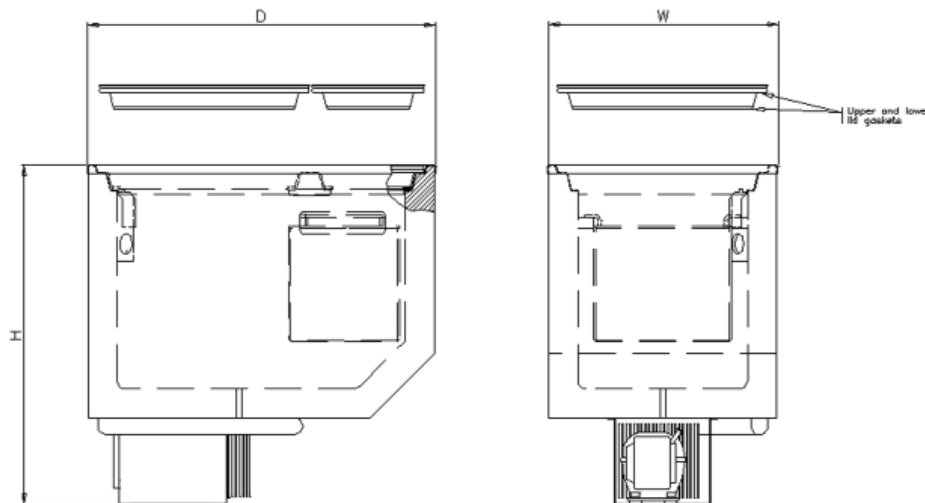
- Remote mount 12/24 V Danfoss/Secop compressor
- Stainless steel inner lining with plastic bottom for long life and easy cleanup
- Roller slides available for BI 29 as an option
- Evaporator integrated behind stainless steel walls for exceptional durability (except BI 40)
- Top can be customized with countertop material



Built-in refrigerators and freezers allow optimized use of space on board thanks to the top-loading access to the interior, and remote mount compressor that can be mounted up to 5 feet away. Built-In units are extremely flexible in size and design.

The advantages of a built-in cooling box:

- Easy access to food and drinks from the top
- Better installation options
- Extremely space saving
- Customizing options for the lid allow for perfectly adapted design



The CRUISE 40 CUBE can also be installed as a built-in top opening fridge or freezer

Product Overview: Built-In Cooling Boxes

Model	Volume (cubic feet)	Dimensions* H x W x D (inches)	Water cooled option	Weight (lbs.)	Power consumption** (W/24 hours)	Danfoss / Secop compressor type	Operating temperatures (°F)
BI 29 F	1.0	14.6 x 13.4 x 20.2	Yes	40	250	BD35F	50 to 14
BI 40	1.4	16.5 x 15.9 x 15.2	Yes	40	270	BD35F	50 to 14
BI 41	1.5	18.2 x 13.4 x 19.7	Yes	52	270	BD35F	50 to 14
BI 53 F**	1.9	18.5 x 16.9 x 25.5	Yes	53	260	BD50F	50 to 0
BI 55	2.0	19.8 x 14.1 x 25.5	Yes	40	280	BD35F	50 to 14
BI 75**	2.7	18.5 x 16.9 x 25.5	Yes	49	340	BD35F	50 to 14
BI 92***	3.2	17.9 x 19.1 x 31.7	Yes	62	360	BD50F	50 to 0

* Dimensions with compressor remote-mounted. Add 6.2 inches if attached.

** Power consumption in operation at 12 Volt with +5°C in the refrigeration space, ambient temperature +25°C

*** The built-in box operates as a fridge or freezer
Specification changes may be made without prior notice.

Built-In Boxes

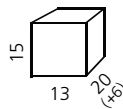
Refrigerators and Freezers

BI 29, 40, 41, 53



BI 29 Dual

The BI 29 is a refrigerator or freezer box with stainless steel inner lining and plastic bottom section. It offers a range of 50° F to 14° F. The compressor can be mounted up to 5 feet away. Optional roller slides allow box to be configured as a DRAWER with fixed compressor.



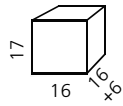
Isotherm Built-In 29

Model	BI 29
Volume	1.0 cubic feet



BI 40

The BI 40 is a built-in refrigerator box. It is equipped with an L-shaped evaporator. The fan-cooled compressor is mounted on the side. The BI 40 is also available with ASU. Other compressor options such as water-cooled SP or Magnum are also available.



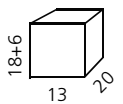
Isotherm Built-In 40

Model	BI 40
Volume	1.4 cubic feet



BI 41 Dual

The BI 41 is a refrigerator or freezer box with stainless steel inner lining, plastic bottom section and a wire basket. It offers a range of 50° F to 14° F. The fan-cooled compressor is mounted on the side, or easily repositioned up to 5 feet away. Other compressor options as SP or Magnum are also available.



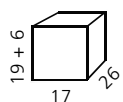
Isotherm Built-In 41

Model	BI 41
Volume (l)	41



BI 53 F

The BI 53 F is a built-in freezer box with stainless steel inner lining, plastic bottom section and a wire basket. It offers a range of 0° to 50°F and is equipped with inner light. Its fan-cooled compressor unit is mounted below but easily repositioned up to 5 feet away. Water-cooled compressors as an option.



Isotherm Built-In 53 F

Model	BI 53
Volume	1.9 cubic feet

*Compressor dimensions

Built-In Boxes

Refrigerators and Freezers

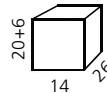


BI 55, 75, 92



BI 55

The BI 55 is a built-in refrigerator box with stainless steel inner lining, plastic bottom section and two wire baskets. It is equipped with interior light. Its fan-cooled compressor unit is mounted below but easily repositioned up to 5 feet away. Other compressor options as SP or Magnum are also available.

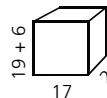


Isotherm Built-In 55	
Model	BI 55
Volume	2.0 cubic feet



BI 75

The BI 75 is a built-in fridge box with stainless steel inner lining, plastic bottom section and two wire baskets. It offers a range of 50° F to 14° F and is equipped with inner light. Its fan-cooled compressor unit is mounted below but easily repositioned up to 5 feet away. Other compressor options as SP or Magnum are also available.

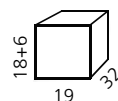


Isotherm Built-In 75	
Model	BI 75
Volume	2.7 cubic feet




BI 92 Dual

The BI 92 is a built-in freezer with stainless steel inner lining, plastic bottom section and three wire baskets. It offers a range of 50° F to -6° F and is equipped with inner light. Its fan-cooled compressor unit is mounted below but easily repositioned up to 5 feet away. Other compressor options as SP or Magnum are also available.



Isotherm Built-In 92	
Model	BI 92
Volume	3.2 cubic feet



Isotherm Exclusive Cooling Technology

Battery power is a precious resource on board any boat or yacht. Indel Webasto Marine is continuously improving its energy management solutions to provide better efficiency, superior performance, and clear power savings for customers.

Cooling Technology

Isotherm Smart Energy Control 54

ASU Technology 56

Frost-free Technology 57

AWARD-WINNING TECHNOLOGY

Isotherm was awarded the coveted IBEX Innovation Award in 2008 for the introduction of frost-free technology for DC refrigerators and in 2012 for the Isotherm Smart Energy Control that reduces refrigerator battery power consumption up to 50%



Cooling Technology

Isotherm Smart Energy Control - Intelligent Refrigeration for Enhanced Energy Efficiency

A new leap forward in energy saving technology

The Isotherm Smart Energy Control offers a unique opportunity to dramatically reduce on board battery power consumption for refrigeration appliances.

Isotherm Smart Energy Control (ISEC): a simple-to-install kit

The ISEC kit consists of three parts: control module, temperature sensor, and potentiometer. The kit can be easily retrofitted to most refrigerator or freezer units that use a Danfoss/Secop compressor (BD35 &50) with DC-only electronics. Isotherm's new CRUISE Elegance line provides a preformed location in the cabinet for the temperature sensor which facilitates upgrade with the Smart Energy Control kit.

How does it work?

The sophisticated processor-based Isotherm Smart Energy Control technology achieves significant power consumption savings by continuously scanning a set of key environmental factors to determine, through advanced proprietary algorithms, the most relevant compressor speed to maximize the performance/battery drain ratio (COP - Coefficient of Performance).

Configuration parameters for refrigerator or freezer and temperature offsets are set via dip switches on the module and include battery protection level, volume, and offset values.



The Processor-Based Module is mounted on a Danfoss/Secop DC electronics module and is customized to the specific operating conditions for each refrigerator or freezer by setting the dip switches according to the manual.



A potentiometer adjusts operating temperature range for the Isotherm Smart Energy Control module. The potentiometer replaces your old mechanical thermostat and can use the old thermostat's housing or use the housing that comes with the ISEC kit.



A dedicated air temperature sensor continuously measures cabinet air temperature. This sensor replaces the mechanical probe fixed to the evaporator on your old system.



Low battery consumption is important to pontoon, sail, and small boat owners. Isotherm specializes in energy-efficient refrigerators and systems

The Isotherm Smart Energy Control kit (ISEC) not only makes your fridge intelligent but also allows the storage of a significant amount of cold energy in the loaded food and drinks. The Smart Energy Control reduces the cabinet temperature more than a conventional fridge without freezing the food. The temperature is continuously monitored via an air sensor in the cabinet. Cold energy is quickly generated by running the compressor at the highest rate of speed when a power surplus is available - such as when an engine is running or when connected to a charging system. The cold that is stored in the food and beverages acts like a holding plate, keeping fridge temperatures lower for a longer period of time, causing the compressor to run less. When the ISEC microprocessor senses the fridge is running on battery alone, it runs the compressor at the slowest rate of speed to maintain proper temperatures. The combination of stored energy and variable compressor speeds results in a significant energy savings.

External factors

- Cabinet air temperature
- Temperature set point
- Battery charge status
- Battery voltage

Configuration Parameters

- Cabinet size
- Offset values

Available potential of DC fridges

- Energy storage potential of loaded food/drinks
- Variable speed capability of DC compressors



Energy Savings

- Maximized performance/battery drain ratio (COP)
- Reuse of energy stored in food/drinks
- Speed modulation: Soft start up and boost mode

Multiple benefits from a simple kit:

- Up to 35 % savings due to a more efficient use of the compressor
- Up to 50 % savings with combined effects of stored cooling energy in food and drinks
- No need for eutectic plates/special storage devices
- Easy to retrofit
- Quick cooling in boost mode
- Soft start option to avoid starting surges



Can your fridge be upgraded?

Most Isotherm refrigeration products and other brands that use Danfoss/Secop compressors with DC-only electronics can be upgraded with the Isotherm Smart Energy Control. Please contact Indel Webasto Marine USA to request more information.

Cooling Technology

ASU technology

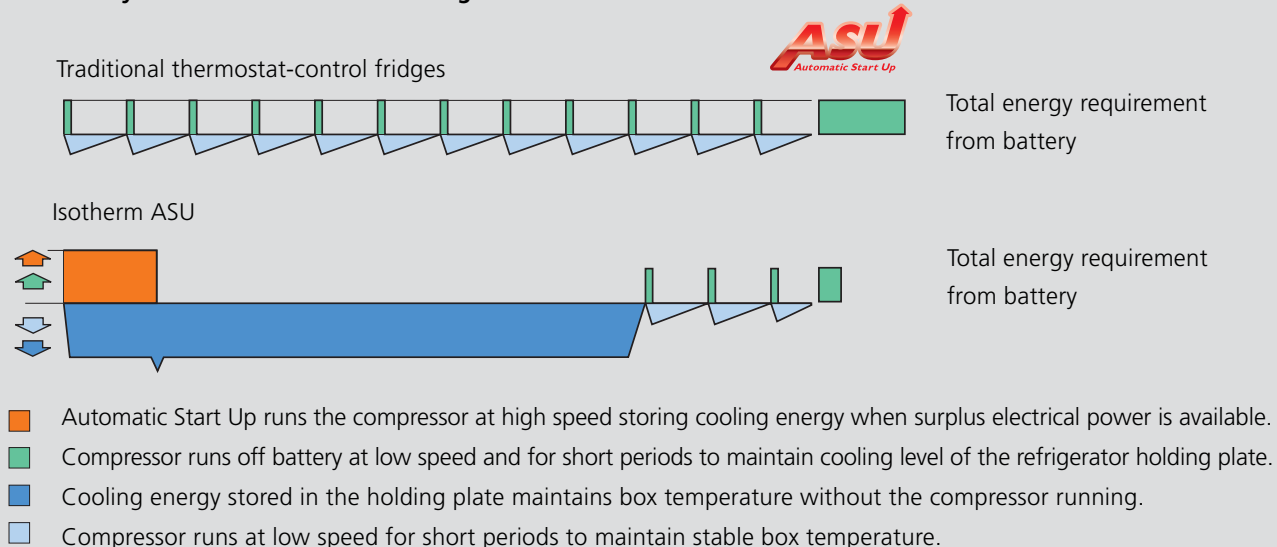
Isotherm ASU charges the holding plate while the engine is running.

The patented ASU system has now been available for more than 20 years and has been installed on tens of thousands of boats worldwide. The ASU system starts the compressor when the engine is running and extra power is available to freeze the holding plate completely. The energy stored in the holding plate acts like a block of ice which keeps the refrigerator cold for longer periods. This keeps the compressor from running, which saves battery power. Once the stored cold is completely consumed, the compressor starts to run for short periods at a slower speed to maintain the required temperature in the box. The slower speed also acts to save battery power. With its unique principle of operation – the patented ASU “Automatic Start Up” system – Isotherm ASU has an important competitive advantage over traditional refrigerators.

ASU – Automatic Start Up

This unique system is designed to automatically start the compressor at full speed when the engine is running and plenty of power is available. The ASU electronics control the three-phase Danfoss compressor with full-range speed control and achieves a quicker freezing of the holding plate. By taking advantage of the surplus energy generated by the alternator when the engine is running, the ASU feature takes advantage of the surplus power when it is available. The ASU system is perfect for sailing vessels under typical cruising conditions when boats use engines leaving and entering anchorages, then sailing all day. The ASU system also is perfect for solar panels and takes advantage of their maximum output during the day. ASU systems are available in select cabinet refrigerators.

Isotherm by Indel Webasto Marine Refrigerators



Cooling Technology

Frost-free technology



Frost-Free – Award Winning Technology

The Indel Webasto Marine frost-free technology is based on an intelligent concept that prevents the accumulation of ice on the evaporator thus keeping energy consumption low. All models equipped with the frost-free technology are extremely economical and save energy on board.



The advantages of the frost-free technology:

- Exclusive Indel Webasto Marine technology for the marine market
- Frosting eliminated for an increase in cooling efficiency
- By using a fan-driven cooling unit, the refrigerator and the freezer reach the set temperature faster
- Stable inside temperatures
- Manual defrosting is eliminated
- No more unpleasant water pooling resulting from incorrect manual defrosting





Isotherm Refrigeration Systems

Indel Webasto Marine provides different solutions for best cooling performances using air or seawater for efficient heat removal. In addition, two model ranges, the thermostat controlled Compact range and the patented storage range ASU provide the best product for every use.

Refrigeration Systems

Compact Systems Overview	60
Air-cooled	66
Water-cooled SP	68
Water-cooled Magnum	70
<hr data-bbox="118 850 1560 861"/>	
ASU Systems Overview	72
Air-cooled	74
Water-cooled SP	74
Water-cooled Magnum	74



Refrigeration Systems

Compact

Indel Webasto Marine provides two methods to perfect cooling for every requirement: evaporator plates and holding plates

Indel Webasto Marine provides you with two product ranges of high-quality cooling units: Compact Classic and ASU:

Compact Classic

The Compact thermostat-regulated refrigeration unit uses a Danfoss/Secop compressor to cool an evaporator fitted in your refrigerator or deep freezer box.

New Danfoss/Secop compressors are even more power efficient than ever before. Hermetically sealed, they operate in a mixture of oil and refrigerant which contributes to extremely quiet running and very little material fatigue. All compressors used for Isotherm applications run on a three-phase electric system, just as other high efficiency electric engines.

The three-phase current is created in a small microprocessor. In this "computer" Indel Webasto Marine has been able to program a number of functions which check and control many of the unit systems. This allows achieving the lowest possible power consumption. The same compressor is used for both 12 V and 24 V systems, and the electronic unit is able to protect itself from accidental reversal of the voltage polarity.



Refrigeration Systems

ASU



ASU

The intelligent refrigerator charges the holding plate while the engine is running by means of the patented energy management system.

The ASU technology detects when a surplus of power is available, uses this power to freeze the cooling plate which consequently stores the cold for times when only battery power is available for cooling purposes. A 3-speed Danfoss/Secop compressor is the engine of the patented ASU "Automatic Start Up" electronic control system. Together with the Isotherm holding plate they are an unbeatable combination.

How much power is needed?

This is the most frequently asked question of all.

We can give exact power consumption figures for our range of refrigerators, freezers and boxes, as we know their size and quality of insulation. It is more difficult to quote a figure for self-installed refrigeration boxes as we do not know the exact size of the box, or even more important, the quality and thickness of the insulation material used. The power consumption figures given for a particular volume are therefore calculated for an insulation material of medium quality and thickness. The average power consumption is given in Watts/24 hours.



Versatile click-on mounting bracket



A versatile click-on mounting bracket suitable for horizontal or vertical mounting is included with all models except Magnum models.



Fasten the bracket and lift the compressor into place.



„Click“! The compressor locks onto the bracket without adjustments or tools.

Refrigeration Systems

Indel Webasto Marine provides 3 different methods for efficient removal of heat to suit every demand: Seawater-Cooled Thru-Hull, Seawater Pump, and Air-Cooled.


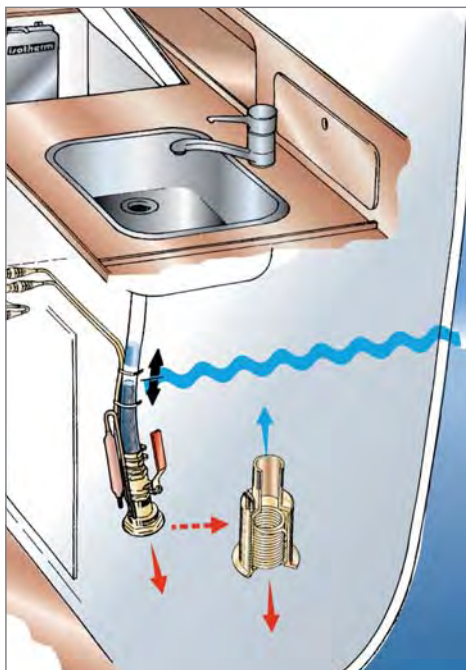


1) Water-Cooled Thru-Hull (SP Systems)

The Isotherm SP System uses a patented thru-hull that removes heat through the superior cooling physics of water. This method is completely independent from the air temperature inside the boat so even on the hottest days the water-cooled Isotherm SP operates consistently at an extremely high level of efficiency. Working without fans or pumps to remove the heat generated by the compressor, the SP system consumes much less battery power and is remarkably quiet.

The Isotherm SP unit uses the natural pumping motion of the hull to exchange heat through a special fitting that can replace the galley sink drain thru-hull. The flow is completely free inside the galley drain hose, so each movement of the surrounding water carries heat away into the water. The special thru-hull fitting contains a non restricting, full flow spiral heat exchanger for cooling the heated refrigeration agent, thus creating an extremely efficient cooling system. Even in the calmest waters, the natural physics of molecular heat transfer of water carries away heat. In fact, the SP System still functions sufficiently to cool refrigerant even when the boat is hauled out by creating a chimney effect to carry away heat through the natural convection of warm air. up through the pipe

The special alloy of the fitting is resistant to electrolysis and the growth of barnacles or grasses. The SP system comes complete with zinc and sea cock.



- Water-cooled for even higher efficiency
- Lower power consumption
- Silent – no fan or pumps
- Heat removed by water means cooler inside the boat
- No extra holes in hull required
- Simple to fit. Replaces the through-hull fitting for galley sink



2) Waterpump-Cooled (Magnum Systems)

Isotherm Magnum systems are designed for vessels with exceptionally high refrigeration requirements, for example vessels operating in tropical waters and large volume fridges or freezers. Isotherm Magnum uses water to increase cooling efficiency. All Magnum models are fitted with integral water pumps for circulating the cooling water through the cooling section of the refrigerator compressor. The pump is quiet, self-priming, withstands dry running and is self-aerating. The highly efficient heat exchanger is manufactured from corrosion-resistant copper-nickel alloy and fitted with a zinc anode. Magnum water-cooled units can be plumbed to seawater supplies or fresh water tanks.



3) Air Cooled (Compact Classic)

Using air which circulates across the condenser by a fan is the traditional way to remove the heat from compressed refrigerant. It is important that the compressor compartment is well ventilated allowing cool air to enter from below and warm air to escape to the top.



NEW Air-cooled VE 150



10.8

NEW



8.7

2.3

VE 150

Evaporator	10.8 x 8.7 x 2.3
Max. Box Volume Fridge	5.3 cubic feet

- Quick and easy installation
- Rapid cooling capability
- Very compact dimensions
- High quality materials
- Efficient fin evaporator
- Fan for excellent cold air distribution
- Refrigerator only (not a freezer)

Refrigeration Systems

Isotherm Refrigeration Systems are easy to install and come complete with everything you'll need to convert your old ice box into a efficient, low-power consumption refrigerator. Isotherm systems. Recommended by volume and cooling method, Isotherm is easy to choose.

Air-cooled Compact Classic



- Fridge or freezer use
- 12/24 V Danfoss/Secop compressor
- Universal kit AC/DC optional for a complete power supply compatibility (12/24 V, 230/115 V and 50/60 Hz)
- Easy installation thanks to "click-on" system

Water-cooled thru-hull – SP



- Fridge or freezer use
- 12/24 V Danfoss/Secop compressor
- Universal kit AC/DC optional for a complete power supply compatibility (12 / 24 V, 230/115 V and 50/60 Hz)
- Easy installation thanks to "click-on" system
- SP system (patented) to reduce the noise of a ventilated condenser and reach a very low power consumption

Waterpump-cooled - Magnum



- Fridge or freezer use
- 12/24 V Danfoss/Secop compressor
- Universal kit AC/DC optional for a complete power supply compatibility (12/24 V, 230/115 V and 50/60 Hz)
- Easy installation thanks to "click-on" system
- Self-priming sea water pump to ensure extra high efficiency for tropical applications
- Variable speed water pump according to the temperature of the condenser

Technical Data:

Model	Max. Volume (Cu. Ft)		Dimensions Evaporator L x W x H (inches)	Dimensions Compressor L x W x H (inches)	Weight (Pounds)	Amps Power Consumption* max / hourly	Compressor type	Temp range**
	Fridge	Freezer						
Air-cooled Systems								
GE 80	2.8	0.9	14 x 10	11 x 6 x 6	20	2.5 / 0.6	BD35F	Fridge or Freezer
GE 150	5.3	1.8	15 x 14	11 x 6 x 6	20	3.5 / 0.7	BD35F	Fridge or Freezer
2001	4.4	1.5	8.25 x 9.4 x 3.4	11 x 6 x 6	20	2.5 / 0.6	BD35F	Fridge or Freezer
2301	5.3	1.8	9.1 x 12.6 x 3.9	11 x 6 x 6	20	3.5 / 0.7	BD35F	Fridge or Freezer
2501	7.1	2.3	10.6 x 15 x 5.5	12 x 6 x 6	20	3.5 / 0.9	BD50F	Fridge or Freezer
2005	2.1	0.7	14 x 5	11 x 6 x 6	20	2.5 / 0.6	BD35F	Fridge or Freezer
2007	3.5	1.2	10 + 4 x 14	11 x 6 x 6	20	2.5 / 0.6	BD35F	Fridge or Freezer
2010	4.4	1.5	15.7 + 6.9 x 8.25	11 x 6 x 6	20	2.5 / 0.7	BD35F	Fridge or Freezer
2012	6.0	2.0	32 x 8	12 x 6 x 6	24	4.5 / 0.9	BD50F	Dual
2016	7.1	2.3	47 x 7	12 x 6 x 6	26	6 / 1	BD50F	Dual
2017	9.2	3.0	39 x 11	12 x 6 x 6	26	6 / 1.1	BD50F	Dual
2013	14.1	4.7	54 x 12	12 x 6 x 6	26	6 / 1.2	BD50F	Dual
NEW Air-cooled VE 150								
VE 150	5.3	No Freezer	10.8 x 8.4 x 2.3	12 x 6 x 6	26	3.5 / 0.7	BD35F	Fridge
Water-cooled Systems								
SP Thru-Hull Systems								
2051	4.4	1.5	9 x 3 x 8	8 x 5 x 6	24	2.5 / 0.6	BD35F	Fridge or Freezer
2351	5.3	1.8	13 x 4 x 9	8 x 5 x 6	24	3.5 / 0.7	BD35F	Fridge or Freezer
2551	7.0	2.3	15 x 6 x 11	8 x 5 x 6	29	4.5 / 0.8	BD50F	Fridge or Freezer
2055	2.1	0.7	14 x 5	8 x 5 x 6	22	2.5 / 0.6	BD35F	Fridge or Freezer
2057	3.5	1.2	10 + 4 x 14	8 x 5 x 6	22	2.5 / 0.6	BD35F	Fridge or Freezer
2050	4.4	1.5	16 + 7 x 8	8 x 5 x 6	24	3.5 / 0.7	BD35F	Fridge or Freezer
2553	6.0	2.0	32 x 8	8 x 5 x 6	29	4.5 / 0.9	BD50F	Dual
2554	7.1	2.3	47 x 7	8 x 5 x 6	29	6 / 0.9	BD50F	Dual
2555	9.2	3.0	39 x 11	8 x 5 x 6	29	6 / 1	BD50F	Dual
2556	14.1	4.7	54 x 12	8 x 5 x 6	31	6 / 1.1	BD50F	Dual
MAGNUM (Sea Water Pump Systems)								
2505	7.1	2.3	15 x 6 x 11	17 x 9 x 7	33	6 / 1	BD50F	Dual
2511	6.0	2.0	32 x 8	17 x 9 x 7	33	4.5 / 1	BD50F	Dual
2512	7.1	2.3	47 x 7	17 x 9 x 7	33	6 / 1.1	BD50F	Dual
2513	9.2	3.0	39 x 11	17 x 9 x 7	33	6 / 1.1	BD50F	Dual
2507	14.1	4.7	54 x 12	17 x 9 x 7	35	6 / 1.4	BD50F	Dual
2607	15.0	5.0	54 x 12	17 x 9 x 7	35	10.5 / 1.5	BD80F	Dual
2609	21.2	7.1	59 x 18	17 x 9 x 7	37	10.5 / 2.1	BD80F	Dual

* Power consumption figures for comparison purposes are listed as the amps consumed when running / average hourly consumption on 12 volt system with 42°F in the refrigeration space, ambient air temperature 72° F. and medium sized insulation;

** Refrigerator temperatures from mid-30's to mid-40's are proper refrigerator temperatures. Reduce the box volume by 10-20 %, in tropical conditions. Dual can operate both as a fridge or a freezer by setting the temperature with a special thermostat. Specification changes may be made without prior notice.

Compact Classic Systems (air-cooled)

Refrigeration / Freezer Systems GE 80, GE 150, 2001, 2301, 2501, 2005

Isotherm Compact Classic GE80



- Evaporator: Flat
- Max box volume fridge: 2.8 cu. ft.
- Max box volume freezer: 0.9 cu. ft.

Isotherm Compact Classic 2301



- Evaporator: Medium "O"
- Max box volume fridge: 5.3 cu. ft.
- Max box volume freezer: 1.7 cu. ft.

Isotherm Compact Classic GE150



- Evaporator: Flat
- Max box volume fridge: 5.3 cu. ft.
- Max box volume freezer: 1.7 cu. ft.

Isotherm Compact Classic 2501



- Evaporator: Large "O"
- Max box volume fridge: 7 cu. ft.
- Max box volume freezer: 2.3 cu. ft.

Isotherm Compact Classic 2001



- Evaporator: Small "O"
- Max box volume fridge: 4.4 cu. ft.
- Max box volume freezer: 1.4 cu. ft.

Isotherm Compact Classic 2005



- Evaporator: Small flat
- Max box volume fridge: 2.1 cu. ft.
- Max box volume freezer: 0.7 cu. ft.

Compact Classic Systems (air-cooled)

Refrigeration / Freezer Systems 2007, 2010, 2012, 2016, 2017, 2013



Isotherm Compact Classic 2007



- Evaporator: Small "L"
- Max box volume fridge: 3.5 cu. ft.
- Max box volume freezer: 1.1 cu. ft.

Isotherm Compact Classic 2016



- Evaporator: Flat
- Max box volume fridge: 7 cu. ft.
- Max box volume freezer: 2.3 cu. ft.

Isotherm Compact Classic 2010



- Evaporator: Large "L"
- Max box volume fridge: 4.4 cu. ft.
- Max box volume freezer: 1.4 cu. ft.

Isotherm Compact Classic 2017



- Evaporator: Flat
- Max box volume fridge: 9.2 cu. ft.
- Max box volume freezer: 3.1 cu. ft.

Isotherm Compact Classic 2012



- Evaporator: Flat
- Max box volume fridge: 6 cu. ft.
- Max box volume freezer: 1.9 cu. ft.

Isotherm Compact Classic 2013



- Evaporator: Large Flat
- Max box volume fridge: 14.1 cu. ft.
- Max box volume freezer: 4.9 cu. ft.

SP Systems (water-cooled thru-hull)

Refrigeration / Freezer Systems 2051, 2351, 2551, 2055, 2057, 2050

Isotherm Compact SP 2051



- Evaporator: Small "O"
- Max box volume fridge: 4.4 cu. ft.
- Max box volume freezer: 1.4 cu. ft.

Isotherm Compact SP 2055



- Evaporator: Small Flat
- Max box volume fridge: 2.1 cu. ft.
- Max box volume freezer: 0.7 cu. ft.

Isotherm Compact SP 2351



- Evaporator: Medium "O"
- Max box volume fridge: 5.3 cu. ft.
- Max box volume freezer: 1.7 cu. ft.

Isotherm Compact SP 2057



- Evaporator: Small "L"
- Max box volume fridge: 3.5 cu. ft.
- Max box volume freezer: 1.1 cu. ft.

Isotherm Compact SP 2551



- Evaporator: Large "O"
- Max box volume fridge: 7.0 cu. ft.
- Max box volume freezer: 2.3 cu. ft.

Isotherm Compact SP 2050



- Evaporator: Large "L"
- Max box volume fridge: 4.4 cu. ft.
- Max box volume freezer: 1.4 cu. ft.

Compact Classic (water-cooled thru-hull)

Refrigeration / Freezer Systems 2053, 2354, 2555, 2056



Isotherm Compact SP 2553



- Evaporator: Flat
- Max box volume fridge: 6 cu. ft.
- Max box volume freezer: 1.9 cu. ft.

Isotherm Compact SP 2556



- Evaporator: Large Flat
- Max box volume fridge: 14.1 cu. ft.
- Max box volume freezer: 4.9 cu. ft.

Isotherm Compact SP 2554




- Evaporator: Flat
- Max box volume fridge: 7 cu. ft.
- Max box volume freezer: 2.3 cu. ft.

Isotherm Compact SP 2555



- Evaporator: Flat
- Max box volume fridge: 9.2 cu. ft.
- Max box volume freezer: 3.1 cu. ft.



Magnum Systems (water pump cooled)

Refrigeration / Freezer Systems 2505, 2511, 2512, 2513, 2507, 2509

Isotherm Compact Magnum 2505



- Evaporator: Large "O"
- Max box volume fridge: 7 cu. ft.
- Max box volume freezer: 2.3 cu. ft.

Isotherm Compact Magnum 2513



- Evaporator: Flat
- Max box volume fridge: 9.2 cu. ft.
- Max box volume freezer: 3.0 cu. ft.

Isotherm Compact Magnum 2511



- Evaporator: Flat
- Max box volume fridge: 6 cu. ft.
- Max box volume freezer: 1.9 cu. ft.

Isotherm Classic Magnum 2507



- Evaporator: Large Flat
- Max box volume fridge: 14.1 cu. ft.
- Max box volume freezer: 4.7 cu. ft.

Isotherm Compact Magnum 2512



- Evaporator: Flat
- Max box volume fridge: 7 cu. ft.
- Max box volume freezer: 2.3 cu. ft.

Magnum Systems (water pump cooled)

Refrigeration / Freezer Systems 2607, 2609



Isotherm Compact Magnum 2607



- Evaporator: Large Flat
- Max box volume fridge: 15 cu. ft.
- Max box volume freezer: 5 cu. ft.

Isotherm Compact Magnum 2609



- Evaporator: Jumbo Flat
- Max box volume fridge: 21.1 cu. ft.
- Max box volume freezer: 7 cu. ft.





ASU Systems

Automatic Start Up (ASU)

Automatic Start Up (ASU)

The ultimate in battery power saving technology. ASU systems monitor available voltage and automatically start up the compressor when an engine is running and producing extra voltage (or solar panels or wind generator). The ASU microprocessor runs the compressor at the highest rate of speed (which takes advantage of the surplus power) to freeze the holding plate as quickly as possible. When on battery power only, the stored cold in the holding plate is used first to keep the compressor from running for longer periods of time, then the ASU technology runs the compressor at the slowest rate of speed to save battery power and maintain proper temperatures.

The ASU cooling units are available in air-cooled or water-cooled models. Equipped with the patented ASU technology, they offer an innovative energy management system to the user.

Air-cooled



- Fridge use
- 12/24 V Danfoss/Secop compressor
- Universal kit AC/DC optional for a complete power supply compatibility (12/24 V, 230/115 V and 50/60 Hz)
- Easy installation thanks to "click-on" system

Water-cooled self-pumping – SP



- Fridge use
- 12/24 V Danfoss/Secop compressor
- Universal kit AC/DC optional for a complete power supply compatibility (12/24 V, 230/115 V and 50/60 Hz)
- Easy installation thanks to "click-on" system
- SP system (patented) to reduce the noise of a ventilated condenser and reach a very low power consumption
- The perfect combination for sailing yachts



Automatic Start Up (ASU)

Water pump cooled – Magnum



- Fridge use
- 12/24 V Danfoss/Secop compressor
- Universal kit AC/DC optional for a complete power supply compatibility (12/24 V, 230/115 V and 50/60 Hz)
- Easy installation with pump and compressor on mounting plate
- Self-priming seawater pump to ensure extra high efficiency for tropical applications
- Variable speed water pump according to the temperature of the condenser

Technical Data:

Model	Maximum Volume (Cu. Ft)	Dimensions Holding Plate L x W x H (inches)	Dimensions Compressor L x W x H (inches)	Weight (Pounds)	Amps Power Consumption* max / hourly	Compressor Type	Temperature Range**
Air-cooled ASU Holding Plate Systems							
3201	4.4	12 x 8 x 2.4	11 x 6 x 6	31	5 / 0.4	BD35F	Fridge
3701	7.1	14 x 11 x 2.4	12 x 6 x 6	35	6 / 0.6	BD50F	Fridge
Sea water-cooled ASU SP thru-hull Holding Plate Systems							
3251 SP	4.4	12 x 8 x 2.4	8 x 5 x 6	33	5 / 0.4	BD35F	Fridge
3751 SP	7.1	14 x 11 x 2.4	8 x 5 x 6	37	6 / 0.5	BD50F	Fridge
Sea water-cooled ASU MAGNUM water pump Holding Plate Systems							
4201	7.1	14 x 11 x 2.4	15 x 8 x 7	42	6.5 / 0.9	BD50F	Fridge
4701	8.5	14 x 11 x 3.6	15 x 8 x 7	51	6.5 / 1	BD50F	Fridge
4901	14.1	21 x 13 x 5	17 x 9 x 7	71	10.5 / 1.6	BD80F	Fridge
5302	9.2	14 x 11 x 3.6	21 x 9 x 7	60	10.5 / 1.3	BD80F	Fridge
5802	11.5	16 x 13 x 3.6	21 x 9 x 7	66	10.5 / 1.4	BD80F	Fridge

* Power consumption in operation (12 volt) with 42°F in the refrigeration space, with ambient/water temperature of +22°C and medium sized insulation;
 ** Refrigerator temperatures from mid-30's to mid-40's are proper refrigerator temperatures. Temperatures at holding plate get down to 14 degrees Fahrenheit. Reduce the box volume by 10-20 %, in tropical conditions. ASU freezer systems available by special order. Call for more information
 Specification changes may be made without prior notice.

Automatic Start Up (ASU)

Air-cooled units – Seawater cooled SP

3201/3701/3251/3751

Isotherm ASU 3201 Air-cooled



- Small Holding Plate - BD35
- 11.8 x 8.25 x 2.4 inches.
- Max box volume fridge: 4.4 cu. ft

Isotherm ASU 3701 Air-cooled ASU



- Medium Holding Plate - BD80
- 14 x 11 x 2.4 inches.
- Max box volume fridge: 7 cu. ft

Isotherm 3251 SP Water-cooled Thru-hull



- Small Holding Plate - BD35
- 11.8 x 8.25 x 2.4 inches.
- Max box volume fridge: 4.4 cu. ft

Isotherm 3751 SP Water-cooled Thru-hull



- Medium Holding Plate - BD50
- 14 x 11 x 2.4 inches.
- Max box volume fridge: 7 cu. ft

Isotherm ASU 4201 Water-cooled – MAGNUM



- Medium Holding Plate - BD50
- 14 x 11 x 2.4 inches.
- Max box volume fridge: 7 cu. ft

Isotherm ASU 4701 Water-cooled – MAGNUM



- Large Holding Plate - BD50
- 15.7 x 12.6 x 3.6 inches.
- Max box volume fridge: 8.5 cu. ft

Automatic Start Up (ASU)

Seawater cooled – Magnum

4201 / 4701 / 5302 / 5802 / 4901



Isotherm ASU 4901 Water-cooled – MAGNUM



- **XX** - Large Holding Plate - BD80
- 21 x 13 x 4.6 inches..
- Max box volume fridge: 14.1 cu. ft.

DANFOSS - SECOP COMPRESSORS

Danfoss Compressors was acquired in 2010 by Munich-based industrial group Aurelius AG. Danfoss compressors are now being manufactured under the brand name SECOP. There is no change in quality or performance and remain the best compressors in the marine industry. Isotherm is the only company in the marine industry which has the confidence in the quality of its manufacturing process and in systems purchased from our vendors such as SECOP that we back all compressors used in all ISOTHERM systems with a 5-year limited warranty so you can have confidence that you are purchasing the best performing and longest lasting products for your boat.

Isotherm ASU 5302 Water-cooled – MAGNUM

NEW



- Large Holding Plate - BD80
- 14.4 x 11 x 3.6 inches.
- Max box volume fridge: 9.2 cu. ft

Isotherm ASU 5802 Water-cooled – MAGNUM

NEW



- Large Holding Plate - BD80
- 15.7 x 12.6 x 3.6 inches.
- Max box volume fridge: 11.5 cu. ft

NEW Air-cooled VE 150

NEW



10.8



8.7

2.3

VE 150

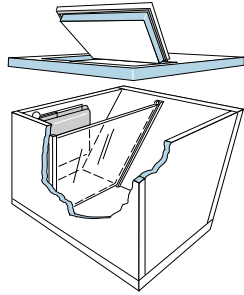
Evaporator	10.8 x 8.7 x 2.3
Max. Box Volume Fridge	5.3 cubic feet

- Quick and easy installation
- Rapid cooling capability
- Very compact dimensions
- High quality materials
- Efficient fin evaporator
- Fan for excellent cold air distribution
- Refrigerator only (not a freezer)

Build your own cooler box!

Basics on building a refrigeration box in your boat.

Most boats have one thing in common: They have very few right angles or regular shaped compartments. This makes it difficult at times to install a pre-configured refrigerator or freezer.



Indel Webasto Marine offers a flat-pack set of ready-cut insulated panels to help build a customized box. The panels are covered on both sides with 0.1 inches thick food grade plastic laminate and have 1.8 inches thick closed cell foam insulation in between. They are easy to cut and glue together using a polyurethane sealant or mould resistant silicone resulting in joints that are leak-proof but not totally inflexible.

The kit consists of three insulation panels measuring 39 x 19 x 2 inches, cover strips for the edges of the lid as well as a user-friendly instruction manual.



Part # SCD00001AA Kit (has 3 panels 38.5 x 18.8 x 2 in. each)

Evaporators are available in a number of designs: the O-shaped serves for freezer compartments but requires slightly more space. The L- and flat-shaped can be bent to fit the box. These require less space and produce a slightly more even temperature distribution in the box, but do not have a freezer compartment. The evaporators can be fitted in any position. They are delivered with 6 feet pipes, have quick-couplings and require an installation opening of not more than \varnothing 1.2 inches in the refrigerator wall. The desired temperature is adjusted with a thermostat. A time-saving mounting bracket with click-on locking is available for Compact CLASSIC as an option and included as standard in the SP models. A cooling and ventilation fan is fitted to all our air-cooled models for highest efficiency.

Freezers: Selecting the right evaporator

Isotherm Large and Jumbo evaporators have an extra large freezing surface that can be bent so that cooling energy can be radiated from more than one side. The Isotherm ASU Magnum model is available with a special order holding plate suitable for a freezer and adjustable to 0° F, but because the cold radiates from a compact holding plate they are not as efficient as an evaporator when used in a freezer environment.

To achieve stable freezing temperatures within the box, we recommend the powerful Large or Jumbo evaporators. To determine the ideal size of evaporator for your boat, divide the recommended refrigerator maximum volume by three. For use as a freezer, an extra freezer thermostat kit has to be ordered. The size of evaporator should be chosen commensurate with the volume of the box and quality of the insulation. The evaporator, which is made of malleable aluminium enabling it to be shaped to perfectly fit the inside of the box, is available for freezers of up to 6 cubic feet.

As a rule of thumb, temperatures between zero and 10 degrees Fahrenheit will keep foods fresh for up to 12 months. Temps in the teens will keep food fresh up to 2 months. Temperatures in the twenties will keep ice frozen but should not be used for storing fresh foods for more than one or two weeks.



Cooling Units Accessories:

Picture	Order Number	Description
	SEH00004HA	Power pack 110/240 V AC 47/63 Hz IN 24 V DC 4,2 A OUT for BD35F/BD50F
	SEC00003DA	Internal light kit 12 – 24 V
	SBE00004AA	Air hose adapter kit Ø 106 mm (l = 1.500 mm)
	SGE00012AA	“Click-on” bracket for an easy compressor’ installation
	SEA00076DA	High speed Thermostat kit for freezers
	SBD00031AA	Extension tube with couplings (l = 1 m)
	SBD00032AA	Extension tube with couplings (l = 2 m)
	SBD00033AA	Extension tube with couplings (l = 3 m)
	SBE00006AA	Zinc anode for sea water-cooled SP units
	SBE00008AA	Zinc anode, 3/8”, for sea water-cooled Magnum units

* Included in SP, option for air-cooled units and does not fit Magnum models

Picture	Order Number	Description
	SGC00005AA	Evaporator door O-SMALL
	SGC00004AA	Evaporator door O-MEDIUM
	SGC00003AA	Evaporator door O-BIG
	SEA00004DB	Double thermostat kit, 10 °C to -20 °C
	SFD00008AA	Skin fitting valve kit for SP units
	SBE00071CA	Air circulation fan
	SGC00152AA	Foldable bottle rack
		The ASU system is controlled from a special control panel. Switch to ‘Normal/Auto’ and this unique system operates in fully-automatic mode maintaining the correct temperature at an absolute minimum battery load. If battery power management is not vital – as when connected to shore-power or running on solar panels – the ‘Man/Temp’ mode can be selected and temperature adjusted manually by turning the dial on the panel.
		Isotherm ASU is delivered as a complete do-it-yourself kit. Everything is pre-filled and ready-to-go. The cold-holding plate and compressor are connected together by quick-fit couplings that can be connected and disconnected at will. This allows us to thoroughly test all units during production ensuring the highest possible quality. Cables and connectors are of telephone-type.



A practical click-on mounting bracket suitable for horizontal or vertical mounting is included in all models except the AC/DC and the Magnum models. Fasten the bracket and lift the compressor into place.

‘Click’! The compressor locks onto the bracket without adjustments or tools.



Custom Refrigeration Designs

In today's competitive marine market, boat builders are constantly looking for designs that make boating a greater pleasure for their customers. Indel Webasto Marine has worked with many builders to provide custom solutions for their design challenges..

Custom Designs

Refrigerators and Freezers



For perfect integration into the interior design of the boat, Indel Webasto Marine products must offer a high level of customization options. This aspect allows for unusual installations and extraordinary design. Projects are executed in close cooperation with customers. Indel Webasto Marine conducts a comprehensive study to determine the technical requirements.



The BI-135 (above) and BI-172 (right) were designed to meet specific requirements to have refrigerators with freezers which can be built into cabinetry to match the boat's interior.

The BI-172 Convertible Fridge/Freezer is the latest design from Isotherm which incorporates a freezer section on the left with a partition which can be removed to make the entire box into a refrigerator. With two access hatches on top and a door on the front, this unit offers versatility, convenience, and superior performance. Please contact Indel Webasto Marine USA for more information

Indel Webasto Marine offers tailored refrigeration and freezer solutions to meet customer needs even on very complex projects. Each project is realized in close cooperation between the boat builder and Indel Webasto Marine. Indel Webasto Marine conducts a complete study to determine the best solution which fits both economic and technical constraints.

Product Specifications:

- Completely tailored solutions
- Overall compatibility with the boat's interior design
- The custom-built approach in the product study assures an easy installation of the unit as well as an excellent effect on board
- Production technology is chosen according to the customer's request (small quantity, glass fiber boxes, high quantity, rotomoulding technology)



Produce fresh ice on board

Serving cold drinks on board is great. Being able to serve them with crystal-clear ice cubes is even better! Indel Webasto Marine now provides boat owners with the perfect solutions to produce fresh ice on board.

Ice Makers

Clear Ice and White Ice



Isotherm Clear Ice Maker:

- Crystal clear ice does not change the flavor of drinks
- Complete stainless steel design
- Production capacity of 40 pounds per day
- Spray technology for clear ice - drain required
- Available both in 115 or 230 V and 50 or 60 Hz
- Ice is maintained in insulated bin so it is always a loose ice - never frozen into a lump
- Front to rear ventilation
- Optional flange and remote water tank

Isotherm White Ice Makers

- Classic white, crescent shaped ice
- Available with stainless steel door or white door
- Production capacity of 22 Pounds per day
- Reliable white ice technology - no drain required
- Numerous customizing possibilities with panels as with CRUISE fridges and freezers
- Unique front ventilation design
- Ice compartment keeps ice cubes frozen
- Extra-rugged marine design for long life



NEW



Isotherm LOW PROFILE White Ice Makers

- NEW Low Profile White Ice Maker fits in locations with shorter height dimensions

Product Overview: Isotherm Ice Makers

Type	Quantity Ice (lbs/24 hr.)	Dimensions H x W x D (inches)	Weight (lbs)	Power consumption Average/max. (A/V)	Power Supply (Volt /Hz)
Clear Ice Maker	40	22.9 x 13.9 x 16	62	1.4 A 230 V / 2.8 A 115 V	230 or 115 V AC – 50/60 Hz
White Ice Maker - white door	22	24.6 x 14 x 16*	66	1.3 A 230 V / 2.5 A 115 V	230 or 115 V AC – 50/60 Hz
White Ice Maker - Stainless Steel	22	24.6 x 14.7 x 17.7**	72	1.3 A 230 V / 2.5 A 115 V	230 or 115 V AC – 50/60 Hz
LOW PROFILE Ice Maker- Stainless	22	19.5 x 14.7 x 22**	72	1.3 A 230 V / 2.5 A 115 V	230 or 115 V AC – 50/60 Hz

* Proud mount door ** Flush mount door



Serve wine or champagne at the perfect temperature

Indel Webasto Marine offers its customers the opportunity to have a wine cellar on board. This high class equipment enables boat owners to serve great wine or champagne at the perfect temperature.

Divino Wine Cellars

Perfect Temperature Wine for Yachts



Indel Webasto Marine introduces the elegant new Divino 23 and 35 bottle wine cellars for yacht owners who value quality wines and champagne. These alluring wine cellars enable boat owners to serve great wine or champagne at the perfect temperature.

Both 23 and 35 bottle wine cellars can be built into furniture for a seamless look that compliments any interior.

Both models feature double door locking systems to prevent unwanted door opening in rough seas and special racks designed for storing champagne bottles.

- Sturdy metal casing
- Robust handle with positive latching mechanism
- Secure storage for 23 or 35 bottles
- Optional external door lock

Enjoy the pure luxury of serving wine or champagne at the perfect temperature:

- Built-In wine cellars for 23 or 35 bottles
- No aeration grills needed
- Profile of the door lines up flush with the cabinetry for a seamless look.
- Interior light



Divino 23



Divino 35

Product Specifications: DIVINO Wine Cellars

	Divino WC 23	Divino WC 35
Capacity	23 (27 max.)* bottles	35 (45 max.)* bottles
Internal shelves	3 wooden	5 wooden
Size in inches (H x W x D)	18 x 23 x 21 (+1 inches door thickness)	28 x 23 x 21 (+1 inches door thickness)
Weight	79 lbs.	83 lbs.
Power installed	115 or 230 V, 120 watt	115 or 230 V, 120 watt
Cooling system	Compressor CFC - free	Compressor CFC - free
Electronic Thermostats	1	1
Temperature	mono	mono
Internal light	yes	yes

* 27 or 45 bottles if all the wooden shelves are removed from the wine cellar.



Safe, abundant supply of hot water on board!

Isotemp water heaters are specifically designed for long life and high performance in the marine environment. 316 grade stainless steel with a five year limited warranty gives boat owners confidence that they have the best. Isotemp marine water heaters come with a safety mixing valve that extends the volume of hot water and protects against scalding.

Isotemp Stainless Steel Water Heaters

Durable, High-Performance Marine Water Heaters



Water heaters

Basic	87
Slim	87
Square	86
NEW SPA	88



Marine Water Heaters

ISOTEMP Basic, Slim and Square

Isotemp Stainless Steel Marine Water Heaters are specifically designed for use in the demanding marine environment. Each unit is built using the highest quality components to ensure superior product performance. Isotemp marine water heaters are very rugged, designed to last for years of trouble-free service. Thanks to the Isotemp reputation for dependability, long life and handsome design, Isotemp marine water heaters add value to every installation.

Unlike common aluminum-core water heaters, the Isotemp marine water heater features brushed stainless steel cover as well as 316-grade acid resistant stainless steel inner tank that is backed by a 5-year limited warranty. Isotemp achieves the highest capacity by optimized positioning of the engine water heat exchanger as well as the electrical immersion heater. They are positioned in the lowest part of the tank where the water is coldest in order to ensure an equal heating of all the water in the tank. The water inlets and outlets are specially designed to minimize the mixture of cold and hot water.

Isotemp Temperature Control Safety Mixing Valve

Your family and guests' safety is important. Water heated with engine heat exchangers can be heated to 190 degrees or more. This can scald those unfamiliar with boat water heaters. Water will also be heated to 160+ degrees with just the electric heating element alone. The innovative Isotemp thermostat-controlled mixing valve mixes the boat's water with the hot water to deliver the temperature you want at the faucet. This mixing action also speeds recovery time and extends the volume of hot water you get from a smaller tank.





- Robust design
- Tanks made of 316 grade stainless steel for long life
- External cover is 304 grade stainless steel
- Stainless steel mounting brackets encircle the body for deck or bulkhead installations.
- 360° adjustable mounting allows proper orientation for horizontal or vertical installation (valves down) on bulkheads

Product Specifications:

- Slim, Basic, and Square designs fit all spaces: Slim is smaller diameter and longer, Basic is larger diameter and shorter, Square is rectangular shape to fit tight locations.
- Extra long, corrugated coils for high heat exchanger efficiency
- Special 7.0 bar/100 psi safety valve makes winterization easy with a simple valve turn
- Ultra-thick insulation for lowest temperature loss
- Nickel-plated copper immersion heating element for long life is positioned to heat colder water at the bottom of the tank
- Thermostat controlled mixing valve extends volume of hot water and protects against accidental scalding.
- Optional heating element available in 1200, 2000, and 3000 watts on some models (2000 & 3000 watt heating elements are only compatible with 230 V versions)

Overview: Marine Water Heaters

Part number	Model	Volume (Gallons)	Dimension* L x ØD (inches)	Weight (Pounds)	Max. pressure (bar)	Immersion heater**
601521S000003	Slim 15	4	21 x 12	23	7.0	115 V / 750 W
602021S000003	Slim 20	5.3	26 x 12	25	7.0	115 V / 750 W
602521S000003	Slim 25	6.5	31 x 12	30	7.0	115 V / 750 W
602421B000003	Basic 24	6.4	19 x 16	31	7.0	115 V / 750 W
603021B000003	Basic 30	8	22 x 16	37	7.0	115 V / 750 W
604021B000003	Basic 40	11	26 x 16	44	7.0	115 V / 750 W
605021B000003	Basic 50	13	31 x 16	51	7.0	115 V / 750 W
607521B000003	Basic 75	20	42 x 16	64	7.0	115 V / 750 W
Square			Dimension* L x ØD x W (inches)			
601621Q000003	Square 16	4.2	16 x 7 x 23	35	5.5	115 V / 750 W
Double coil			Dimension* L x ØD (inches)			
604021BDT0003	Basic 40 TCT	11	26 x 16	45	7.0	115V/750 W
607521BDT0003	Basic 75 TCT	20	42 x 16	65	7.0	115V/750 W

* Including thermostat mixing valve; ** Immersion heater 230 V/750 W also available. Material: Tank, engine water coil and all connections AISI 316; Outside cover and mounting feet: AISI 304; Electric immersion heater: Copper covered by Nickel; Insulation: Polyurethane; Water connections: 1/2" inside and outside NPT and BSP pipe thread. Changes of the specification may be done without prior notice.

** The stainless steel outside cover as well as the mounting feet are made of non magnetic stainless steel AISI 304. The Basic 40 and 75 liters water heaters are also available in a special version with double engine water coils for connection to the engine as well as to water based on board heater system.

SPA Line Marine Water Heaters

The new SPA line of stainless steel water heaters

NEW



New Isotemp SPA line of cost-efficient Stainless Steel Marine Water Heaters

The new line of SPA Water Heaters were designed to help boat builders and boat owners who want a higher quality water heater than the aluminum units commonly used on new boats. The new SPA features the highest marine-quality standards while providing an optimized cost/quality ratio with a new polypropylene shell and safety mixing valve. The new SPA line compliments the ISOTEMP Stainless Steel Water Heaters universally recognized as the best in the industry.

- 5 different volumes from 15 to 40 liters
- AISI 316 grade stainless steel inner tank
- 6 bar safety valve
- Thermostat controlled mixing valve extends volume of hot water and protects against accidental scalding.
- Extra thick insulation for high performance
- Outer casing made of high quality polypropylene
- 115 or 230 volt, 750 watts for high performance, low power draw.

SPA Stainless Steel Marine Water Heater with safety mixing valve




SPA stainless steel tank with ribbed heat exchanger and electric heating element

Product overview: Marine SPA Water Heaters

Article number	Type	Volume (gal)	Dimension (Ø x L) (inches)	Weight (lbs.)*	Pressure release valve (bar)	Heating element	Nominal power (watts)
6P1531SPA003	Spa 15	4	12.4 x 19	16	6	230	750 std
6P1523SPA003						115	750 std
6P2031SPA003	Spa 20	5.3	12.4 x 23	18	6	230	750 std or *1200
6P2023SPA003						115	750 std
6P2531SPA003	Spa 25	6.5	12.4 x 27	21	6	230	750 std or 1200
6P2523SPA003						115	750 std or 1200
6P3031SPA003	Spa 30	8	15.4 x 24	26	6	230	750 std
6P3023SPA003						115	750 std
6P4031SPA003	Spa 40	11	15.4 x 26	29	6	230	750 std or 1200
6P4023SPA003						115	750 std or 1200

* Higher wattage elements are optional





Isotherm Air Heater – the perfect defrosting solution

The air heater provides defrost power with radial fans and three power steps. It transfers the surplus of heat coming from the engine to defrost as well as to heat the cabin.

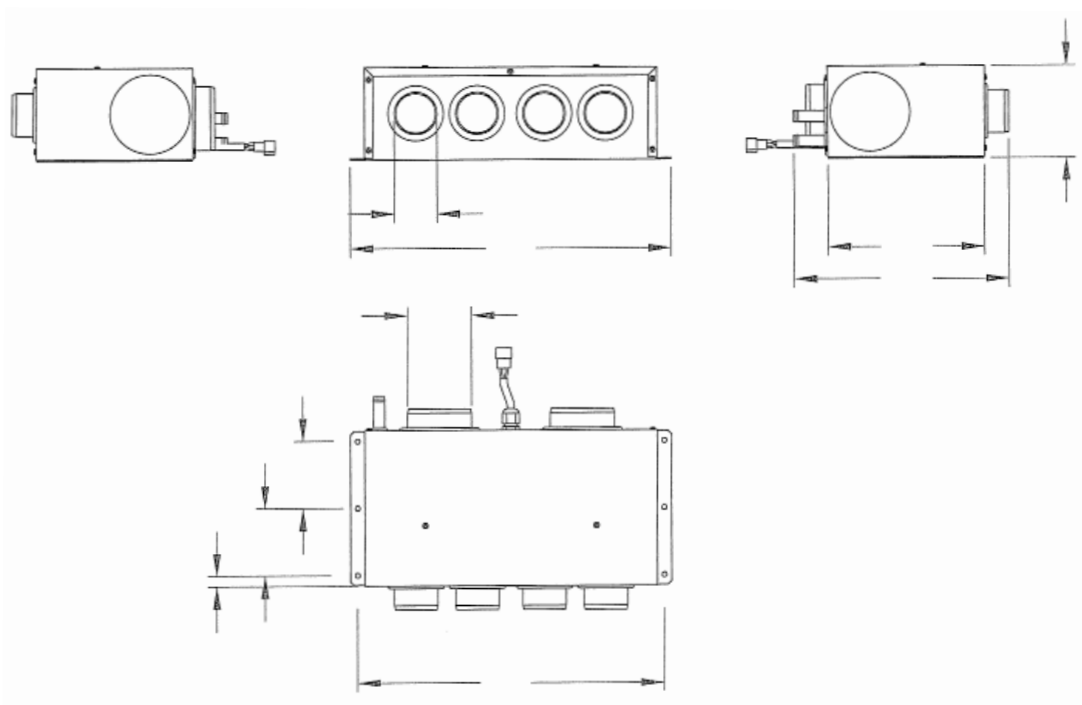
Air Heat Exchangers



The Air Heat Exchanger transfers the surplus heat coming from the engine using it to defrost as well as to heat the cabin. It has a radial fan with three power steps. It is equipped with four 60 mm hose brackets for the warm air distribution.



- Four outlets with Ø 60 mm
- The air intake can be canalized with hose adapters
- Fan speed regulation
- 12 or 24 V versions available
- Casing in stainless steel
- High heat output of 10 kW
- High temperature resistant components



Product overview: Air Heat Exchangers

Part number	Heat output (kW)	Dimension H x W x D (inches)	Volt (V)	Water pressure (bar)	Water hose connection (mm/inch)	Weight (lbs.)	Power consumption (W)			Air-flow (m ³ /H)
							Low	Medium	High	
6D01A1DH00000	10	18 x 12 x 5	12	2.5	16.5/ 0.6"	16	45	54	84	500
6D01B1DH00000	10	18 x 12 x 5	24	2.5	16.5/0.6"	16	45	54	84	500



Ensure security on board

Boat owners use sophisticated and expensive portable equipment which create an increasing demand for security on board. Nautical Safes ensure on board security.

Nautical Safes



Nautical Safes provide on board security and peace of mind.

Today's boaters carry sophisticated and expensive portable equipment like smart phones, laptops, navigation, and communication devices as well as personal items like jewelry, watches, cash, credit cards and more. Having a secure yet accessible location where these valuable items can be safely stored is more important than ever.

Indel Webasto Marine has a solution which works perfectly in the marine environment: Nautical safes ensure on board security and easy access via personal code, magnetic key, or security key. The Isotherm safes are available in two sizes: The larger model (Safe 30) is big enough to store a laptop computer. The smaller model (Safe 10) is sufficiently large to store smaller size electronics.



Safe 30

- Galvanized steel powder coated with corrosion resistant gray coating
- Control panel integrated flush with the door
- Three independent locking systems (code number, mechanical, electronic key)
- Robust design
- Room for full size laptop in Safe 30



Safe 10

Product overview: On Board Safes

Part number	Type	Dimension H x W x D (in)	Weight (lbs)
7F10000A00000	Safe 10 Gray Safe security box small painted, flush door	6 x 12 x 9	13
7F30000A00000	Safe 30 Gray Safe security box big painted, flush door	9 x 17 x 14	27

Indel Webasto Marine – Isotherm installation photos



DRAWER 65 convenient access to supplies!



CRUISE 200 customized with wood panels



CRUISE 130 Stainless Steel



CRUISE 49 Stainless Steel



CRUISE 36 Black



Special design



Isotherm adds value to every installation with the widest range of marine products that fit every style of boat from center console and pontoon boats to elegant sail and motor yachts.



CRUISE 85 Stainless Steel



CRUISE 65 Classic with custom panel



Drawer 160 flush mount



Cruise 195 Stainless Steel





Indel Webasto Marine – A world-wide presence for excellent customer service!

Indel Webasto Marine is the successful joint venture of Italy-based Indel B and Germany-based Webasto. Our two companies joined forces to bring high quality solutions for marine applications and to provide excellent customer service in all key boating areas. Our global dealer support network ensures local expertise for all our customers. For more information, please call us at 1-800-422-9711 or visit our website at www.indelwebastomarineusa.com.