

WITH 'NHL® TEAM COLOURS' PROGRAM YOU CAN BRING YOUR FAVOURITE TEAM TO LIFE RIGHT IN YOUR OWN HOME!



CIL® and Premier™ paints and Canadian Tire have partnered to create an exciting new way to Bring The Game Home®. Using NHL® Team Colours is a unique way to show support for your favourite NHL® team and express yourself as a true fan of the game.

CIL and Premier paints have matched every NHL® team colour to a corresponding paint colour. The colour groupings that are shown with each NHL® jersey represent that team's primary colours.

Whether it's your den, rec room, bedroom or even your office, you can now bring the NHL® to life right in your own home. Show your team spirit and co-ordinate with your favourite furniture and accessories or treasured memorabilia and collectibles.

CIL and Premier paints are available in all sheen finishes and offer superior washability and coverage - backed by a hassle-free guarantee.



Bring the Game Home®!

4 SIMPLE STEPS FOR PAINTING YOUR ROOM WITH 'NHL® TEAM COLOURS'



1

Before you paint

Start with the right tools! You'll need:

- 13mm pile (semi-smooth) roller and paint tray or power roller
- Polyester or nylon brush
- Drop cloth, painter's tape and clean rags
- Step ladder
- Soap and water for clean up

You may also need:

- Patching compound and putty knife to fill holes
- Sandpaper (120 grit) and pole sander to smooth rough surfaces
- TSP (trisodium phosphate) to clean dirty surfaces

2

Prepare your surface

- To achieve a beautiful finish using CIL / Premier interior paint, ensure your painting surface is clean, dry and free from contaminants.
- Use TSP to remove the normal build up of dirt and stains. Rinse well.
- Scrape away any loose or peeling paint. Repair crack with patching compound, let dry and sand smooth. For best adhesion, sand glossy surfaces to a dull finish
- Prime with either CIL or Premier Latex Primer-Sealer.
- Let dry for a minimum of 4 hours before applying topcoat of desired finish.

3

Let the painting begin!

- Stir paint thoroughly. Use a brush for trim and for "cutting in" along wall edges and door frames. Use a roller to apply paint to the remaining wall area.
- Apply one or two coats as required. Let dry for a minimum of 6 hours before recoating, although dry time may be longer depending on temperature, humidity and colour.
- To ensure great results, use approximately 3.7L of paint per 35 m² (375 ft²), an average sized room
- Allow 30 days to cure before washing
- Enjoy your freshly painted room!

4

Finishing your project

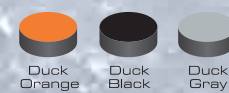
- To finish your project, don't forget to freshen-up ceilings and trim!
- For smooth & previously painted textured ceilings use CIL or Premier Latex Ceiling White.
- For unpainted textured or stippled ceilings use Premier Alkyd based paint for Ceilings.
- For doors and trim use CIL or Premier Latex Semi-gloss.



NHL and the NHL Shield are registered trademarks of the National Hockey League. All NHL logos and marks and NHL team logos and marks depicted herein are property of the NHL and the respective teams and may not be reproduced without the prior written consent of NHL Enterprises, L.P. © NHL 2013. All Rights Reserved. Soyons du jeu™ is a trademark and CIL®, the C-I-L® oval, Team Colours®, LES COULEURS DE L'EQUIPE® and Bring the Game Home® are registered trademarks of the PPG Group of Companies. All Canadian Tire names, trademarks and other intellectual property, including Premier™ are owned by Canadian Tire Corporation, Limited.




Anaheim Ducks®




Calgary Flames®



Chicago Blackhawks®



Colorado Avalanche®



Boston Bruins®




Buffalo Sabres®



Carolina Hurricanes®




Columbus Blue Jackets®



Dallas Stars™



Edmonton Oilers®




Los Angeles Kings®



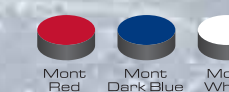
Detroit Red Wings®



Florida Panthers®



Montreal Canadiens®




Minnesota Wild®



Nashville Predators®



Phoenix Coyotes®



San Jose Sharks®



New Jersey Devils®



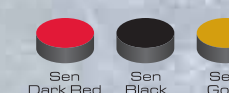
New York Islanders®




New York Rangers®



Ottawa Senators®




St. Louis Blues®




Vancouver Canucks®



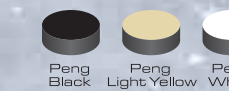
Winnipeg Jets®




Philadelphia Flyers®



Pittsburgh Penguins®



Tampa Bay Lightning®



Toronto Maple Leafs®



Washington Capitals®

