

Indicate below all information which applies to your storage project, and **email this sheet to closetmaidchatteam@emerson.com**. Our designers will create a custom ClosetMaid® design and parts list.



1 Choose a material:

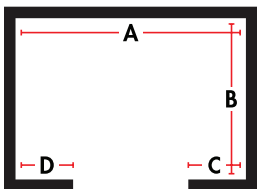
- Pure White SuiteSymphony Laminate
- Wire Shelving

2 What type of closet do you have?

- Reach-In Closet
- Walk-In Closet
- Other _____

3 What is the size of your storage space?

Please provide the dimensions of your closet area or storage space. (If you have an irregularly shaped closet, please provide a sketch with dimensions on a separate sheet.) If you have an idea of the storage design you want, sketch it on a separate sheet.



Wall Height:
____ft. ____in.

A: ____ft. ____in. C: ____ft. ____in.
B: ____ft. ____in. D: ____ft. ____in.

4 Where is the storage space?

- Master Bedroom
- Spare Bedroom
- Children's Bedroom
- Linen Closet
- Pantry
- Laundry
- Coat Closet
- Home Office

5 What type of doors does your closet have?

- Bifold
- Sliding (Bypass)
- Pocket
- Standard (Swing Out)
- Standard (Swing In)

6 How much space do you need for stackable or folded items?

- None required
- Need space for linens (closet doubles as linen closet)
- Need some space for boxes, folded clothes and accessories
- Need a lot of space for stacking items

7 How much space do you need for long hang (gowns, long coats) or short hang (shirts, short jackets, blazers) clothes?

Long Hang

- None required
- 1-10 pieces
- 11-20 pieces
- More than 20 pieces

Short Hang

- None required
- 1-20 pieces
- 21-40 pieces
- More than 40 pieces

8 How much shoe storage do you need?



- None required
- 1-10 pairs
- 11-20 pairs
- 21-30 pairs
- More than 30 pairs

Please complete the form on Page 2, and email to closetmaidchatteam@emerson.com.



Product Cross-Reference List

After receiving your FREE Closet Design and corresponding parts list, use this cross-reference to find the Canadian Tire SKU #. Save time and order online at canadiantire.ca or bring the parts list to your nearest store for help.

 CLOSETMAID Item Number	 SKU #	Item Description
SuiteSymphony™ Laminate System		
486900	68-7361-8	25 in. Tower Starter Kit - White
487400	68-7359-6	25 in. x 10 in. Drawer - White
487100	68-7360-0	Corner Unit - White
487900 or 887900	68-7357-0	Shelf Support Kit - White
488000	68-7358-8	48 in. Top Shelf - White
Wire Shelving		
471700 or 471800	68-7365-0	6 ft. X 12 in. Linen/SuperSlide Shelf - White
473500 or 473600	68-7366-8	6 ft. X 16 in. Linen/SuperSlide Shelf - White
ShelfTrack® and SuperSlide® Hardware		
205000 or 205900	68-7332-8	2 ft. - 4 ft. SuperSlide® Adjustable Hang Rod - White
205100 or 205900	68-7333-6	4 ft. - 6 ft. SuperSlide® Adjustable Hang Rod - White
205200 or 205900	68-7367-6	6 ft. - 8 ft. SuperSlide® Adjustable Hang Rod - White
280400	68-7329-8	48 in. ShelfTrack® Wall Standard - White
280800	68-7330-2	60 in. ShelfTrack® Wall Standard - White
281200	68-7331-0	84 in. ShelfTrack® Wall Standard - White
282600	68-7328-0	40 in. ShelfTrack® Hang Track - White
287600	68-7334-4	ShelfTrack® Mounting Hardware - Wood/ Concrete
287700	68-7368-4	ShelfTrack® Mounting Hardware - Drywall/Plaster
562900	68-7362-6	SuperSlide® Hang Rod Support - White
2101600 or 7101600	68-7325-6	Shelf End Caps - White
2853500 or 5285300	68-7363-4	12 in. ShelfTrack® Bracket - White
2854500 or 5285400	68-7326-4	16 in. ShelfTrack® Bracket - White
5563300	68-7327-2	SuperSlide® Corner Rounder - White
7563800	68-7364-2	SuperSlide® Hang Rod Caps (2 Per Card) - White
Closet Accessories		
281500	68-7336-0	4 Drawer ShelfTrack® Basket Kit - White
2844000	68-7335-2	Elite Shoe Kit - White

Email Back

closetmaidchatteam@emerson.com

Name:	_____
Address:	_____ Apt/Ste: _____
City:	_____ Province: _____
Postal Code:	_____ Country: _____
Phone:	_____
Email:	_____

Please provide your email address so we can email your design and parts list to you immediately upon completion. All customer information is used to complete your design and will not be shared or sold to any other parties.