

## BBF Seating Price List

Updated March 2014



Federal Supply Service- Authorized Federal Supply Schedule Price List On-line access to contract ordering information, terms and conditions, up-to date pricing, and the option to create an electronic delivery order are available through GSA Advantage!, a menu-driven database system.

The Internet address for GSA Advantage! Is: [GSAAAdvantage.gov](http://GSAAAdvantage.gov) • Worldwide Federal Supply Schedule Contract for Schedule 71, Part 1- Office Furniture

FSC Groups 7105, 7110, 7125, 7195 Contract No. GS-28F-0040V • Contract Period: July 24, 2009, through July 23, 2019

Contractor: Bush Industries Federal Government Sales • One Mason Drive, PO Box 460 • Jamestown, NY • 14702-0460 • Phone: 1-888-339-2202 • Fax: 1-716-665-1111

Email Address: [GSAServices@BushIndustries.com](mailto:GSAServices@BushIndustries.com) • <http://www.bbffits.com/Markets/GSA.aspx>

Business Size: Small • For more information on ordering from Federal Supply Schedules click on the FSS Schedules button at [fss.gsa.gov](http://fss.gsa.gov).

BBF seating fits your  
style, your budget,  
your business.



# Table of Contents

Terms and Conditions..... 2

Condition of Sale ..... 3

Care and Maintenance ..... 3

Warranty..... 4

Fabric Code Reference ..... 5

Chair by Use Guide ..... 5

Control Selection Guide ..... 6

Arm Selection Guide..... 7

GSA Terms and Conditions....28-29

**Product Lines**

Charge (Mid Back) .....8-9

Charge (High Back) .....10-11

Spur (Mid Back) .....12-13

Spur (High Back) .....14-15

Amp (Mid Back Mesh) .....16-17


Amp (Mid Back Upholstered) .....18-19

Pace (Low Back) .....20-21

Pace (Mid Back) .....22-23

Pace (High Back) .....24-25

Dash.....26-27



# Terms and Conditions

## Pricing

Prices shown are manufacturer's list price at time of printing. Prices are subject to change without notice. All prices shown are in US dollars. Freight surcharge - Dash:\* \$15 (Net) per chair for all orders of 4 or less BBF Dash chairs.

## Install 360 Pricing

Install 360 Service: Install 360 pricing includes furniture delivery, assembly, installation, final adjustments to ensure optimal product performance, dusting, leveling and package removal – all in a single visit. Pricing for Install 360 is individually quoted, please call 800.964.1638 for a price quote.

## Pre-Order Support

Space-Planning:

Bush offers a free space-planning service. Install 360 orders of more than 25 pieces require a completed space plan before an order can be processed. Contact Bush Space-Planning at 800-964-1638 or email [spaceplanning@bushindustries.com](mailto:spaceplanning@bushindustries.com) for assistance.

## Order Processing

Order Receipt:

Order is transmitted to Bush in writing (preferably electronically) by Dealer/Retailer. Dealer is responsible for providing correct model numbers by finish, requested delivery method, pricing and ship-to information when placing an order. Orders can be accepted electronically through EDI, or CSV flat file (Excel), or you can email your Account Representative a pdf file or fax orders to 716-665-1111. New customers must also submit a credit application and signed Bush Dealer Agreement before an order can be accepted.

- Next Day shipping terms apply to orders received electronically (EDI or CSV Flat File.)
- Additional processing time may be required for orders not received electronically.
- Orders received after 12pm (ET) are considered received next business day.

## Customer Service/Sales Support:

Please call 800.964.1638 for assistance with questions regarding order processing, product availability and general product information. Office hours are Monday-Friday, 8 am–5 pm ET excluding all major holidays.

## Shipping:

Most STANDARD orders deliver within 3–5 business days, from receipt of order. (Remote locations may take longer).

Most Install 360 orders deliver within 10 business days. Orders are invoiced at the time of shipment; See Bush Dealer Agreement for complete terms of sale.

## Post-Sale Support

Return Policy:

A return authorization is required - Contact Bush Consumer Service Department at 800-950-4782 or email [consumerservice@bushindustries.com](mailto:consumerservice@bushindustries.com) to get authorization. Bush cannot accept returns or issue credit without prior authorization. See Bush Dealer Agreement for complete terms and conditions. Due to immediate production scheduling, orders which have entered any stage of production cannot be cancelled. All BBF Seating chairs are made to order, custom designed chairs and are not "off the shelf". Requests for cancellation are not accepted until confirmed by Bush Industries. Product may only be returned after receiving a Return Authorization number from Bush Industries. Returns are subject to a 50% restocking charge, which includes inbound & outbound freight. Unauthorized returns will be refused.

## Warranty Policy:

For all issues related to post-sale service such as parts replacement, warranty claims and assembly tips, please call Consumer Service at 800-950-4782, or e-mail [consumerservice@bushindustries.com](mailto:consumerservice@bushindustries.com) Monday-Friday 8:30 am–7:30 pm ET.

## Condition of Sale

### Freight Damage or Shortage

Before accepting a shipment from the carrier, check the boxes for visible damages. If a shortage or damage occurs during transit, it should be noted on the freight bill of lading at the time of delivery, and a claim filed within 7 days from receipt of product. If concealed damage is discovered after delivery, request inspection from the delivering carrier IMMEDIATELY and save all packing materials until inspection is made. Contact Bush consumer service as soon as possible to report damage or shortage.

Bush Industries will not be liable for any installation costs that result from freight damage, not associated with an Install 360 order.

### Product Design

Bush Industries reserves the right to make alterations in design and construction or to discontinue products without prior notice.

## Care and Maintenance Instructions

- Insure the gas cylinder is inserted into the control firmly. Improper connection may cause wobbling.
- Choose correct casters for different floor surfaces. We suggest choosing hard floor casters for hard or concrete surfaces.
- Do not sit on arms, backrest or any part of the chair except the seat.
- Improper sitting may cause an imbalance, resulting in bodily injury.
- Do not use chair as stepladder. Use this chair only for seating one person at a time.
- To avoid chair collapse do not remove knobs or screws.
- Do not use chair unless all bolts, screws and knobs are tightly in place.
- Properly dispose of packing materials. Do not use plastic as head covering. It may cause suffocation.
- If any parts are missing, broken, damaged or worn, do not use the chair until repairs are made using factory-authorized parts.
- Do not attempt to make any alterations to chair.
- Do not use chair on uneven floor surfaces. Always use the chair on flat surfaces to prevent accidents.
- Chairs are designed for normal commercial use by persons 250 lbs. or less, single shift use 8 hours per day 5 days a week.
- Do not drape coats or sweaters on back of chairs with casters. Hanging fabric may suddenly stop casters from rolling.
- Do not use excessive speed when moving the chair with casters while seated.

## LIMITED LIFETIME WARRANTY – BBF Seating: Charge, Spur, Amp, Pace, Dash

Limited Lifetime Warranty to the original end user; Bush will repair or replace, at its option, without charge to the original purchaser only, defective structural and mechanical parts. This warranty is for single shift, standard commercial usage, defined as a standard eight hour work day, five days a week, when the product is used by a person weighing less than 250 pounds.

Upholstery fabric, foam and mesh is warranted against wear through and deterioration during normal usage for a period of five (5) years. However, Bush does not warrant leather against routine scratching and scuffing, as all leather is subject to minor blemishes during use. Due to natural variations in material, furniture containing leather is sold subject to normal variation and/or irregularities of color, texture, and grain.

Under no circumstance, including but not limited to breach of contract, breach of warranty or negligence, shall Bush or its suppliers be liable for lost profits, loss of goodwill, stored data, general, special, consequential or exemplary damages, even if Bush or its suppliers had notice of these damages or they were foreseeable. Bush and its suppliers shall not be responsible for verifying dealer's or customer's description of needs, data, or the fitness for a particular purpose of goods. Bush's and its suppliers' liability in all cases shall be limited to repair or replacement of the defective parts, or the purchase price of the product. Damages resulting from misuse, abuse, alteration, negligence, or accidents are not covered under this warranty.

EXCEPT AS OTHERWISE PROVIDED, BUSH MAKES NO OTHER WARRANTIES, EXPRESSED OR IMPLIED, INCLUDING BUT NOT LIMITED TO THE WARRANTIES OF MERCHANTABILITY AND FITNESS FOR A PARTICULAR PURPOSE.

If you purchased the seating product for your home or for your own personal or family use, Bush's warranty gives you specific legal rights and you may have other rights, which vary from state to state. As a consumer purchaser, the complete exclusion of implied warranties does not apply to you; however, to the extent allowed by applicable state law, the implied warranties are limited to the applicable term of the warranty. Some states do not allow the exclusion or limitation of incidental or consequential damages, so the above exclusion or limitation may not apply to you.

Should parts fail during normal use within the applicable warranty period, you must first provide Bush with a description of the failure and proof of purchase and, if necessary, you may need to return the defective part freight or other shipping charges prepaid to a location designated by Bush for inspection, repair and/or replacement, together with a copy of the original sales receipt. Labor and installation service is not covered under warranty.

After the part in question has been inspected, Bush will repair or replace, at its option, any defective part at no charge to the original purchaser and return defective item thereafter. This warranty does not apply to product or parts of product that have been subjected to misuse or abuse, accident, alteration, or which have been damaged in transit. You agree to indemnify and hold harmless Bush, its suppliers, and their respective officers, directors, shareholders, employees, and agents from any actions, claims, demands, damages, liabilities, costs, and strict liability in tort or contract, or any other legal theory arising out of the misuse or abuse, alteration, or damage in transit of the product.

## Fabric Code Guide

### Chime

Black 101  
Gray 102  
Dark Blue 104  
Burgundy 106

### Pulse

Champagne 111  
Fern 112  
Lead 113  
Plum 114  
Peacock 115  
Coal 116

### Jibe

Champagne 131  
Green 132  
Gray 133  
Cherry 134  
Navy 135  
Black 136

### Calypso

Camel 141  
Latte 142  
Slate 143  
Flame 144  
Ocean 145  
Nightfall 146

### Hustle

Honey 151  
Wasabi 152  
Bark 153  
Ruby 154  
Lake 155  
Charcoal 156

## T01- Airmesh Fabric (Amp only)

## Leather Code Guide

\* Leather on seat and back and  
simulated leather on balance of chair

### L3

Black L31  
Brown L32

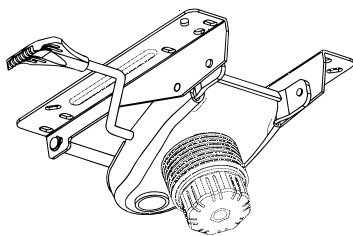
### L4

Sandstone L40  
Mocha L41  
Taupe L42  
Saddle L43  
Gray L44  
Navy L45  
Green L46  
Burgundy L47  
White L48

## Chair by Use Guide

	Executive	Conference	Management	Task	Guest
Charge	•	•	•		
Spur	•	•	•	•	
Amp		•	•	•	
Pace	•	•	•	•	
Dash					•

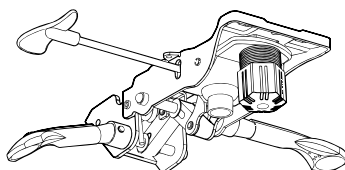
## Control Selection Guide



### **(K) Knee-Tilt**

Ultimate seating comfort suited for the executive or manager. Allows for a full range of movement with a reduced rise of front seat edge. 5 position multi-lock with built-in safety return feature.

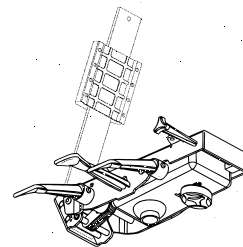
**Models:** Charge



### **(R) Rocking**

For managerial and task applications. Similar to a swivel-tilt control with the added comfort of infinite back-angle adjustment and infinite tilt lock. Features 3" Cold-Rolled Steel J-Bar to connect seat and back.

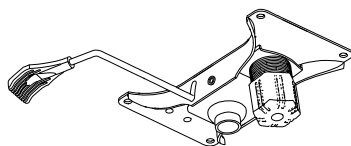
**Models:** Spur, Pace



### **(M) Multi-Function**

For the highest level of ergonomic needs, suited for multi-task functions. Seat pivots from 0 to 6 degrees forward. 3.00" wide Cold Rolled Steel J-Bar to connect seat and back.

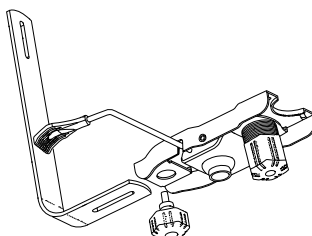
**Models:** Spur, Amp, Pace



### **(S) Swivel Tilt**

Use for a variety of general office seating, including private office and conference room seating. Control locks upright for tasking.

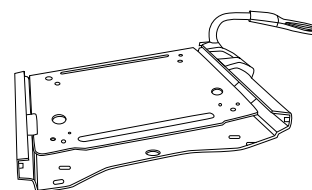
**Models:** Charge



### **(L) Swivel Tilt**

Use for a variety of general office seating, including private office and conference room seating. Similar function to the (S), however utilizing a 2.25" Cold-Rolled Steel J-Bar to connect seat and back. Control locks upright for tasking

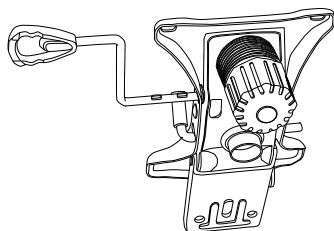
**Models:** Spur, Pace



### **(C) Seat Slider**

Side paddle activated Seat Slider has 6 positions and slides 2.5". Only available with (S), (R), (M) and (Y).

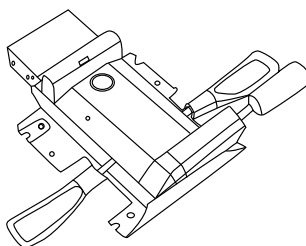
**Models:** Spur, Pace



### **(Y) Simple Synchro Tilt**

Recline with a synchro back and seat movement. Reduced rise of front seat edge. Back may free float or be locked upright. Comparable to swivel tilt control but with asynchronous movement.

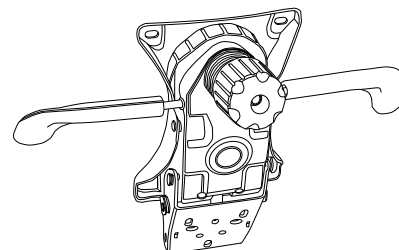
**Models:** Amp



### **(V) Synchro Tilt**

Recline with a synchro back and seat movement featuring a 2:1 back to seat tilt ratio. Reduced rise of front seat edge. 5 position multi-lock with built-in safety return feature

**Models:** Spur, Pace



### **(W) Synchro Tilt**

Recline with a synchro back and seat movement featuring a 2:1 back to seat tilt ratio. Reduced rise of front seat edge. 5 position multi-lock with built-in safety return feature.

**Models:** Amp



# Arm Selection Guide

## Fixed



### (X) Armless

Armless chairs offer increased mobility and are useful for applications and users that do not require elbow support while working

**Models:** All



### (B) Loop Arm

Soft Touch Loop Arm

**Models:** Pace



### (D) Soft Touch "C" Shaped Arm

Sleek executive style Cantilever arm made with durable polyurethane

**Models:** Charge, Pace



### (N) "C" Arm

Soft Touch Cantilever Arm.

**Models:** Spur



### (U) Polished Aluminum "C" Arm

This fixed Cantilever arm offers a smooth polished aluminum surface in an attractive cantilever style design with black cap.

**Models:** Spur

## Adjustable



### (C) Adjustable Arm

Features height adjustment via simple trigger mechanism under arm pad.

**Models:** Amp



### (E) Soft Touch Adjustable Arm

Offers a soft touch poly-urethane pad with 3" height adjustment. The arm pad features diamond padded anti-skid surface.

**Models:** Pace



### (F) Soft Touch Multi-Adjustable Arm

Identical to the (E) arm but offers the added feature of 4" arm width adjustment activated via knob under seat.

**Models:** Pace



### (T) Soft Touch Adjustable Pivot/Swivel Arm

Offers advanced features with soft touch poly-urethane pads. Features locking 3.5" height adjustment range, swivel pad and adjustable arm pad position - slides forward and back.

**Models:** Spur, Pace



### (H) Soft Touch Multi-Adjustable Pivot/Swivel Arm

Identical to the (T) arm but offers the added feature of 4" arm width adjustment activated via knob under seat.

**Models:** Spur, Pace



### (P) Soft Touch Pad w/ 3.5" Height Adjustable Arm

This height adjustable black arm features push-button height adjustment with a range of 3.5" and matching black powder-coated base

**Models:** Spur, Amp



### (Q) Soft Touch Pad w/ 3.5" Height & 4" Width Adjustable Arm

Identical to the (P) arm but offers the added feature of 4" arm width adjustment activated via knob under seat.

**Models:** Spur, Amp



## CHARGE (Mid Back) *SIN: 711 18*

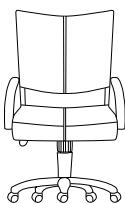
This handsomely designed executive chair has a refined and stately presence while maintaining a comfortable, inviting look. Charge is equally at home in a private office, den or conference room.

### (CM) Mid Back

### Control Model

### Arm Options

### L3/L4 Leather\*

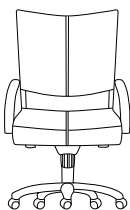


#### (S) Swivel Tilt Control

Use for a variety of general office seating, including private office and conference room seating.

(X) Armless  
(D) "C" Arm

\$599  
\$714



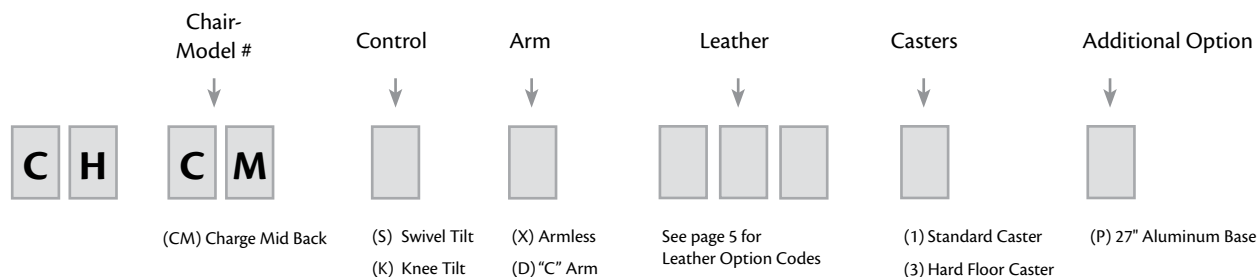
#### (K) Knee Tilt Control

Ultimate seating comfort suited for the executive or manager. Allows for a full range of movement with a reduced rise of seat front edge.

(X) Armless  
(D) "C" Arm

\$656  
\$771

## Creating CHARGE (Mid Back) Model #





### Key

W = Width	BW= Back Width
D= Depth	BH= Back Height
H= Height	
SW= Seat Width	WT = Weight
SD= Seat Depth	
SH= Seat Height	

### Mechanical Functions

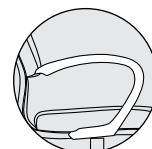
### Dimensions

• 360 Degree Swivel	<b>W: 25.8</b>	<b>BW: 22.0</b>
• Pneumatic Seat Height Adjustment	<b>D: 24.0</b>	<b>BH: 21.0</b>
• Tilt Tension Control	<b>H: 39.0-44.0</b>	
• Seat and Back Tilt as a Unit	<b>SW: 21.0</b>	
• Upright Position Tilt Lock	<b>SD: 20.5</b>	<b>WT: 60.4 lbs.</b>
	<b>SH: 16.5-21.5</b>	

• 360 Degree Swivel	<b>W: 25.8</b>	<b>BW: 22.0</b>
• Pneumatic Seat Height Adjustment	<b>D: 24.0</b>	<b>BH: 21.0</b>
• Tilt Tension Control	<b>H: 39.0-44.0</b>	
• Seat and Back Tilt as a Unit	<b>SW: 21.0</b>	
• 5 Position Tilt Lock	<b>SD: 20.5</b>	<b>WT: 60.4 lbs.</b>
• Anti-kick Safety Release Feature	<b>SH: 16.5-19.5</b>	
• Reduced Rise of Seat Front Edge		

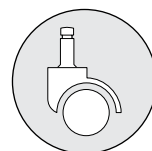
\* Leather on seat and back and simulated leather on balance of chair

### Arm Options

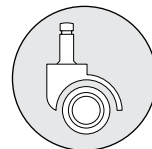


(D) Black Soft Touch C-Shape Arm

### Casters



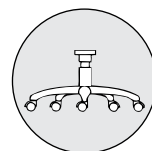
(1) Standard Caster



(3) Hard Floor Casters  
(5 per set)

\$ 35

### Additional Options



(P) 27" Polished Aluminum Base

\$ 105



## CHARGE (High Back) *SIN: 711 18*

This handsomely designed executive chair has a refined and stately presence while maintaining a comfortable, inviting look. Charge is equally at home in a private office, den or conference room.

### (CH) High Back

#### Control Model

#### Arm Options

#### L3/L4 Leather\*



#### (S) Swivel Tilt Control

Use for a variety of general office seating, including private office and conference room seating.

(X) Armless  
(D) "C" Arm

\$661  
\$776



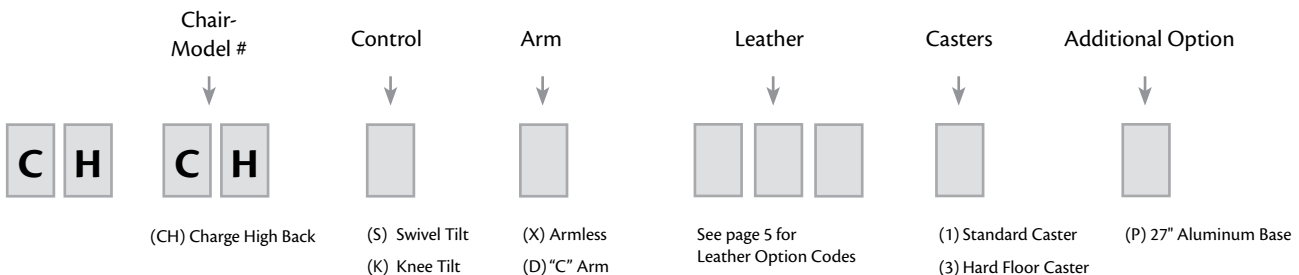
#### (K) Knee Tilt Control

Ultimate seating comfort suited for the executive or manager. Allows for a full range of movement with a reduced rise of seat front edge.

(X) Armless  
(D) "C" Arm

\$718  
\$833

### Creating CHARGE (High Back) Model #





### Key

W = Width	BW= Back Width
D= Depth	BH= Back Height
H= Height	
SW= Seat Width	WT = Weight
SD= Seat Depth	
SH= Seat Height	

### Mechanical Functions

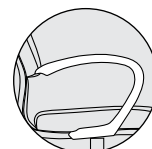
### Dimensions

• 360 Degree Swivel	<b>W: 25.8</b>	<b>BW: 22.0</b>
• Pneumatic Seat Height Adjustment	<b>D: 24.0</b>	<b>BH: 25.0</b>
• Tilt Tension Control	<b>H: 47.0-51.0</b>	
• Seat and Back Tilt as a Unit	<b>SW: 20.5</b>	
• Upright Position Tilt Lock	<b>SD: 20.5</b>	<b>WT: 64.0 lbs.</b>
	<b>SH: 16.5-21.5</b>	

• 360 Degree Swivel	<b>W: 25.8</b>	<b>BW: 22.0</b>
• Pneumatic Seat Height Adjustment	<b>D: 24.0</b>	<b>BH: 25.0</b>
• Tilt Tension Control	<b>H: 46.0-51.0</b>	
• Seat and Back Tilt as a Unit	<b>SW: 20.5</b>	
• 5 Position Tilt Lock	<b>SD: 20.5</b>	<b>WT: 64.0 lbs.</b>
• Anti-kick Safety Release Feature	<b>SH: 16.5-21.5</b>	
• Reduced Rise of Seat Front Edge		

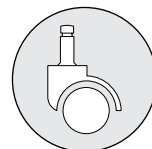
\* Leather on seat and back and simulated leather on balance of chair

### Arm Options

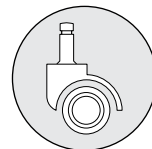


(D) Black Soft Touch C-Shape Arm

### Casters



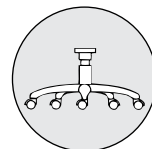
(1) Standard Caster



(3) Hard Floor Casters  
(5 per set)

\$ 35

### Additional Options






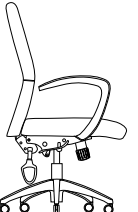

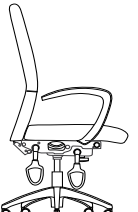

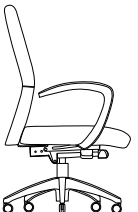
(P) 27" Polished Aluminum Base

\$ 105



## SPUR (Mid-Back) *SIN: 711 18*

It's sophisticated, stylish look and dynamic, versatile controls are the catalyst for action! Spur is cool, calm and collaborative.

(SM) Mid Back	Control Model	Arm Options	Fabric	L3/L4 Leather*
 	<b>(L) Swivel Tilt Control</b>	(X) Armless	\$535	\$754
	Use for a variety of general office seating, including private office and conference room seating.	(N) Cantilever Arm	\$633	\$852
		(U) Polished Alum. Cantilever Arm	\$765	\$984
		(P) STP Height Adj.	\$633	\$852
		(Q) STP Height/Width Adj.	\$656	\$875
		(T) STP Adj. Pivot/Swivel Arm	\$685	\$904
		(H) STP Multi Adj. Pivot/Swivel Arm	\$708	\$927
 	<b>(R) Rocking Control</b>	(X) Armless	\$593	\$812
	For managerial and task applications. Similar to a swivel tilt control, with the added comfort of infinite back angle and tilt adjustment.	(N) Cantilever Arm	\$691	\$910
		(U) Polished Alum. Cantilever Arm	\$823	\$1,042
		(P) STP Height Adj.	\$691	\$910
		(Q) STP Height/Width Adj.	\$714	\$933
		(T) STP Adj. Pivot/Swivel Arm	\$747	\$966
		(H) STP Multi Adj. Pivot/Swivel Arm	\$766	\$985
 	<b>(M) Multi-Function Control</b>	(X) Armless	\$650	\$869
	Fully articulating seat and back for the highest level of ergonomic needs. Control allows user to dial in forward seat pivot from 0 to 6 degrees.	(N) Cantilever Arm	\$748	\$967
		(U) Polished Alum. Cantilever Arm	\$880	\$1,099
		(P) STP Height Adj.	\$748	\$967
		(Q) STP Height/Width Adj.	\$771	\$990
		(T) STP Adj. Pivot/Swivel Arm	\$800	\$1,019
		(H) STP Multi Adj. Pivot/Swivel Arm	\$823	\$1,042
 	<b>(V) Synchro-Tilt Control</b>	(X) Armless	\$627	\$846
	Use for a variety of general office seating, including private office and conference room seating.	(N) Cantilever Arm	\$725	\$944
		(U) Polished Alum. Cantilever Arm	\$857	\$1,076
		(P) STP Height Adj.	\$725	\$944
		(Q) STP Height/Width Adj.	\$748	\$967
		(T) STP Adj. Pivot/Swivel Arm	\$777	\$996
		(H) STP Multi Adj. Pivot/Swivel Arm	\$800	\$1,019

### Creating SPUR (Mid Back) Model #

Chair-Model #	Control	Arm	Fabric	Casters	Additional Options
<div>C</div> <div>H</div> <div>S</div> <div>M</div>					
(SM) Spur Mid Back	(L) Swivel Tilt (R) Rocking (M) Multi-Function (V) Synchro Tilt	(X) Armless (N) Cantilever Arm (U) Chrome Cantilever Arm (P) STP height Adj. (Q) STP height/Width Adj. (T) Adj. Pivot/Swivel Arm (H) Multi Adj. Pivot/Swivel Arm	See page 5 for Leather or Fabric Option Codes	(6) Standard Caster (7) Hard Floor Caster	(C) Seat Slider (G) Polished Aluminum base

**Key**

W = Width

D= Depth

H= Height

SW= Seat Width

SD= Seat Depth

SH= Seat Height

BW= Back Width

BH= Back Height

WT = Weight

**Mechanical Functions****Dimensions**

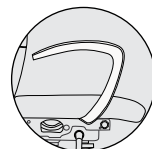
- 360 Degree Swivel
  - Pneumatic Seat Height Adjustment
  - Tilt Tension Control
  - Seat and Back Tilt as a Unit
  - Upright Position Tilt Lock
  - Back Depth Adjustment
- W: 24.5**      **BW: 20.0**  
**D: 27.5**      **BH: 23.0**  
**H: 37.0-42.0**  
**SW: 20.0**  
**SD: 19.0**      **WT: 41.0 lbs**  
**SH: 16.5-21.5**      **W/ARMS: 46.7 lbs**

- 360 Degree Swivel
  - Tilt Tension Control
  - Pneumatic Seat Height Adjustment
  - Infinite Seat Tilt Position Lock
  - Infinite Back Angle Adjustment
  - Seat and Back Tilt as a Unit
- W: 24.5**      **BW: 20.0**  
**D: 27.5**      **BH: 23.0**  
**H: 37.0-42.0**  
**SW: 20.0**  
**SD: 19.0**      **WT: 41.0 lbs**  
**SH: 16.5-21.5**      **W/ARMS: 46.7 lbs**

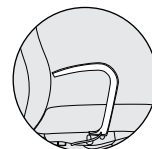
- 360 Degree Swivel
  - Pneumatic Seat Height Adjustment
  - Tilt Tension Control
  - Seat and Back Tilt as a Unit
  - Infinite Tilt Position Lock
  - Infinite Back Angle w/ Free Float
  - Seat Pivots From 0 to 6 Degrees Forward
- W: 24.5**      **BW: 20.0**  
**D: 27.5**      **BH: 23.0**  
**H: 37.0-42.0**  
**SW: 20.0**  
**SD: 19.0**      **WT: 41.0 lbs**  
**SH: 16.5-21.5**      **W/ARMS: 46.7 lbs**

- 360 Degree Swivel
  - Pneumatic Seat Height Adjustment
  - Tilt Tension Control
  - Back and Seat Tilt in 2:1 ratio
  - 5 Point Tilt Position Lock
  - Anti-Launch Tilt Release
- W: 24.5**      **BW: 20.0**  
**D: 27.5**      **BH: 23.0**  
**H: 37.0-42.0**  
**SW: 20.0**  
**SD: 19.0**      **WT: 41.0 lbs**  
**SH: 16.5-21.5**      **W/ARMS: 46.7 lbs**

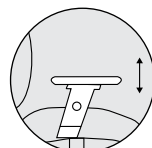
\* All leather seating is upholstered with leather on the seating surface and vinyl on the back.

**Arm Options**

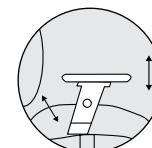
(N) Black Soft Touch Cantilever Style 'C' Arm



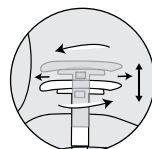
(U) Polished Aluminum Cantilever Style 'C' Arm w/ Black Arm Pad



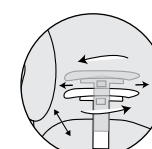
(P) Soft Touch Pad w/ 3.5" Height Adjustable Arm



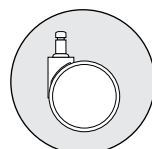
(Q) Soft Touch Pad w/ 3.5" Height & 4" Width Adjustable Arm



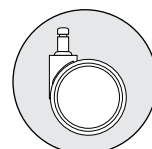
(T) Soft Touch Adjustable Pivot/Swivel Arm



(H) Soft Touch Multi-Adjust Pivot/Swivel Arm

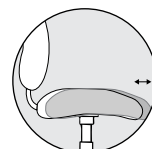
**Casters**

(6) Standard Caster



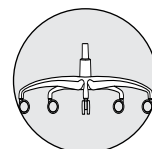
(7) Hard Floor Casters, Large (5 per set)

\$ 35

**Additional Options**

(C) Seat Slider 2.5" Side Paddle Activated

\$ 70






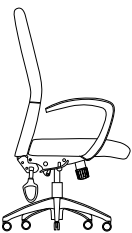

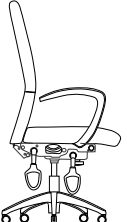


(G) 26" Polished Aluminum Base including matching casters and cylinder with polished aluminum accents

\$ 115

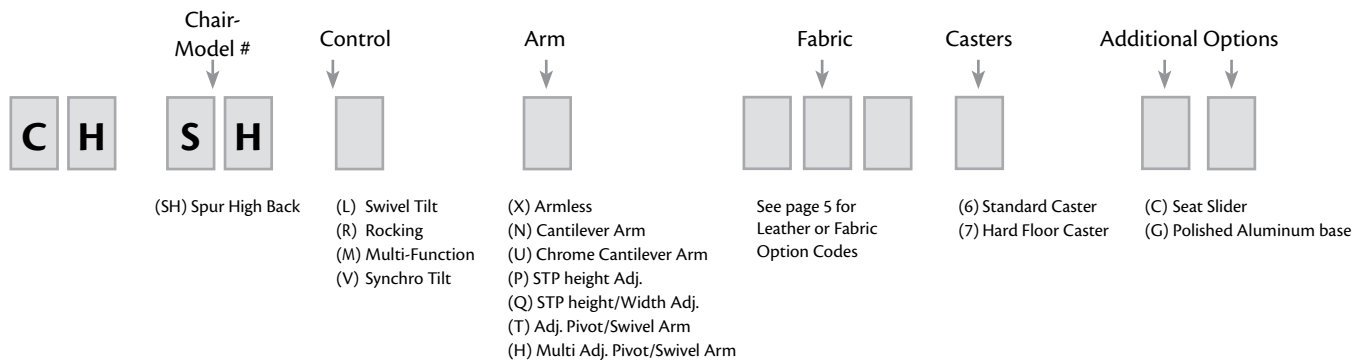


## SPUR (High Back) *SIN: 711 18*

It's sophisticated, stylish look and dynamic, versatile controls are the catalyst for action! Spur is cool, calm and collaborative.

(SH) High Back	Control Model	Arm Options	Fabric	L3/L4 Leather*
 	<b>(L) Swivel Tilt Control</b>  Use for a variety of general office seating, including private office and conference room seating.	(X) Armless	\$621	\$857
		(N) Cantilever Arm	\$719	\$955
		(U) Polished Alum. Cantilever Arm	\$851	\$1,087
		(P) STP Height Adj.	\$719	\$955
		(Q) STP Height/Width Adj.	\$742	\$978
		(T) STP Adj. Pivot/Swivel Arm	\$771	\$1,007
		(H) STP Multi Adj. Pivot/Swivel Arm	\$794	\$1,030
 	<b>(R) Rocking Control</b>  For managerial and task applications. Similar to a swivel tilt control, with the added comfort of infinite back angle and tilt	(X) Armless	\$679	\$915
		(N) Cantilever Arm	\$777	\$1,013
		(U) Polished Alum. Cantilever Arm	\$909	\$1,145
		(P) STP Height Adj.	\$777	\$1,013
		(Q) STP Height/Width Adj.	\$800	\$1,036
		(T) STP Adj. Pivot/Swivel Arm	\$829	\$1,065
		(H) STP Multi Adj. Pivot/Swivel Arm	\$852	\$1,088
 	<b>(M) Multi-Function Control</b>  Fully articulating seat and back for the highest level of ergonomic needs. Control allows user to dial in forward seat pivot from 0 to 6 degrees.	(X) Armless	\$736	\$972
		(N) Cantilever Arm	\$834	\$1,070
		(U) Polished Alum. Cantilever Arm	\$966	\$1,202
		(P) STP Height Adj.	\$834	\$1,070
		(Q) STP Height/Width Adj.	\$857	\$1,093
		(T) STP Adj. Pivot/Swivel Arm	\$886	\$1,122
		(H) STP Multi Adj. Pivot/Swivel Arm	\$909	\$1,145
 	<b>(V) Synchro-Tilt Control</b>  Use for a variety of general office seating, including private office and conference room seating.	(X) Armless	\$713	\$949
		(N) Cantilever Arm	\$811	\$1,047
		(U) Polished Alum. Cantilever Arm	\$943	\$1,179
		(P) STP Height Adj.	\$811	\$1,047
		(Q) STP Height/Width Adj.	\$834	\$1,070
		(T) STP Adj. Pivot/Swivel Arm	\$863	\$1,099
		(H) STP Multi Adj. Pivot/Swivel Arm	\$886	\$1,122

### Creating SPUR (High Back) Model #





**Key**

W = Width

D= Depth

H= Height

SW= Seat Width

SD= Seat Depth

SH= Seat Height

BW= Back Width

BH= Back Height

WT = Weight

**Mechanical Functions****Dimensions**

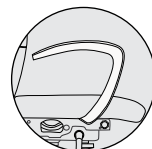
• 360 Degree Swivel	<b>W: 24.5</b>	<b>BW: 20.0</b>
• Pneumatic Seat Height Adjustment	<b>D: 27.5</b>	<b>BH: 28.0</b>
• Tilt Tension Control	<b>H: 42.0-47.0</b>	
• Seat and Back Tilt as a Unit	<b>SW: 20.0</b>	
• Upright Position Tilt Lock	<b>SD: 19.0</b>	<b>WT: 43.0 lbs</b>
• Back Depth Adjustment	<b>SH: 16.5-21.5</b>	<b>W/ARMS: 48.7 lbs</b>

• 360 Degree Swivel	<b>W: 24.5</b>	<b>BW: 20.0</b>
• Pneumatic Seat Height Adjustment	<b>D: 27.5</b>	<b>BH: 28.0</b>
• Tilt Tension Control	<b>H: 42.0-47.0</b>	
• Infinite Seat Tilt Position Lock	<b>SW: 20.0</b>	
• Infinite Back Angle Adjustment	<b>SD: 19.0</b>	<b>WT: 43.0 lbs</b>
• Seat and Back Tilt as a Unit	<b>SH: 16.5-21.5</b>	<b>W/ARMS: 48.7 lbs</b>

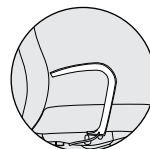
• 360 Degree Swivel	<b>W: 24.5</b>	<b>BW: 20.0</b>
• Pneumatic Seat Height Adjustment	<b>D: 27.5</b>	<b>BH: 28.0</b>
• Tilt Tension Control	<b>H: 42.0-47.0</b>	
• Seat and Back Tilt as a Unit	<b>SW: 20.0</b>	
• Infinite Tilt Position Lock	<b>SD: 19.0</b>	<b>WT: 43.0 lbs</b>
• Infinite Back Angle w/ Free Float	<b>SH: 16.5-21.5</b>	<b>W/ARMS: 48.7 lbs</b>
• Seat Pivots From 0 to 6 Degree Forward		

• 360 Degree Swivel	<b>W: 24.5</b>	<b>BW: 20.0</b>
• Pneumatic Seat Height Adjustment	<b>D: 27.5</b>	<b>BH: 28.0</b>
• Tilt Tension Control	<b>H: 42.0-47.0</b>	
• Back and Seat Tilt in 2:1 ratio	<b>SW: 20.0</b>	
• 5 Point Tilt Position Lock	<b>SD: 19.0</b>	<b>WT: 43.0 lbs</b>
• Anti-Launch Tilt Release	<b>SH: 16.5-21.5</b>	<b>W/ARMS: 48.7 lbs</b>

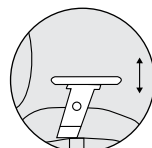
\* All leather seating is upholstered with leather on the seating surface and vinyl on the back.

**Arm Options**

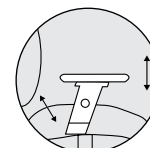
(N) Black Soft Touch Cantilever Style 'C' Arm



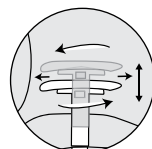
(U) Polished Aluminum Cantilever Style 'C' Arm w/ Black Arm Pad



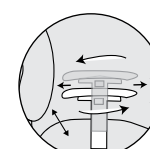
(P) Soft Touch Pad w/ 3.5" Height Adjustable Arm



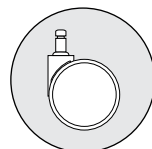
(Q) Soft Touch Pad w/ 3.5" Height & 4" Width Adjustable Arm



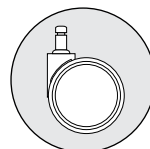
(T) Soft Touch Adjustable Pivot/Swivel Arm



(H) Soft Touch Multi-Adjust Pivot/Swivel Arm

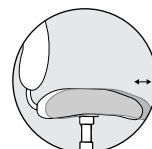
**Casters**

(6) Standard Caster



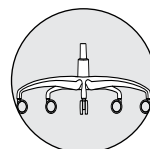
(7) Hard Floor Casters, (5 per set)

\$ 35

**Additional Options**

(C) Seat Slider 2.5" Side Paddle Activated

\$ 70



(G) 26" High Profile Polished Aluminum Base

\$ 115



## AMP (Mid Back Mesh) *SIN: 711 18*

Amp has a trendy, contemporary aesthetic, a lighter scale and performance based control options. This chair is ready to go.

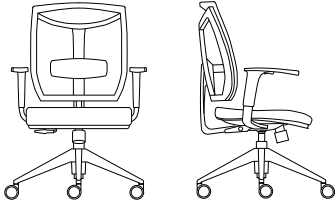
### (AM) Mid Back Mesh

#### Control Model

#### Arm Options

#### T01Fabric\* Black only

#### Fabric



shown with optional lumbar support

#### (Y) Simple Synchro Control

Use for a variety of general office seating, including private office and conference room seating. Compare to swivel-tilt control.

(X) Armless	\$478	\$536
(C) Height Adj.	\$570	\$628
(P) STP Height Adj.	\$576	\$634
(Q) STP Height/Width Adj.	\$599	\$657

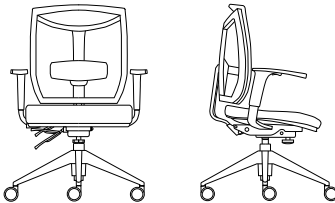


shown with optional lumbar support

#### (W) Full Synchro-Tilt Control

Use for a variety of general office seating, including private office and conference room seating.

(X) Armless	\$559	\$617
(C) Height Adj.	\$651	\$709
(P) STP Height Adj.	\$657	\$715
(Q) STP Height/Width Adj.	\$680	\$738



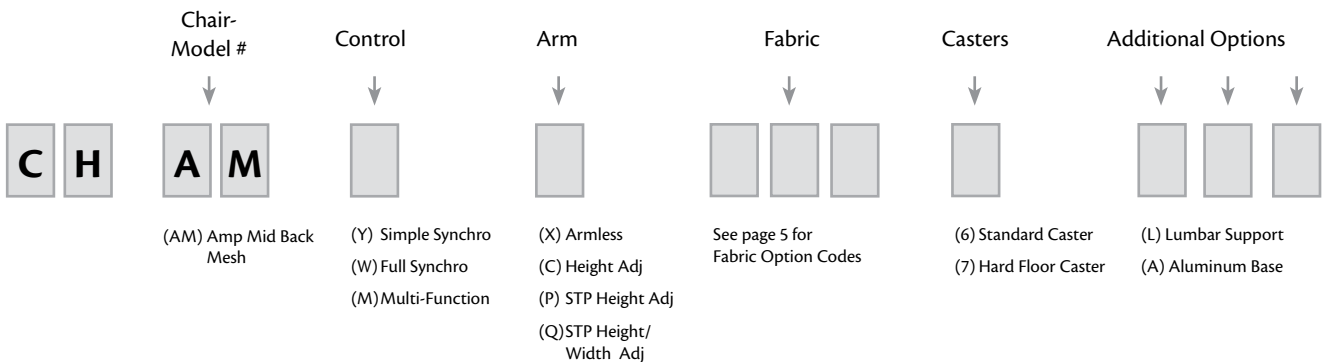
shown with optional lumbar support

#### (M) Multi-Function Control

Fully articulating seat and back for the highest level of ergonomic needs. Control allows user to dial in forward seat pivot from 0 to 6 degrees.

(X) Armless	\$593	\$651
(C) Height Adj.	\$685	\$743
(P) STP Height Adj.	\$691	\$749
(Q) STP Height/Width Adj.	\$714	\$772

## Creating AMP (Mid Back Mesh) Model #

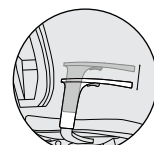



**Key**

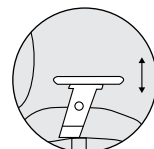
W = Width	BW= Back Width
D= Depth	BH= Back Height
H= Height	
SW= Seat Width	WT = Weight
SD= Seat Depth	
SH= Seat Height	

Mechanical Functions	Dimensions	
<ul style="list-style-type: none"> <li>• 360 Degree Swivel</li> <li>• Pneumatic Seat Height Adjustment</li> <li>• Tilt Tension Control</li> <li>• Back and Seat Tilt in 2:1 ratio</li> <li>• Upright Position Tilt Lock</li> <li>• Active Back Moves with User</li> <li>• Reduced Depth Seat Slider</li> </ul>	<b>W: 24.8</b> <b>D: 24.0</b> <b>H: 38.0-43.0</b> <b>SW: 20.0</b> <b>SD: 16.0-18.5</b> <b>SH: 16.0-21.0</b>	<b>BW: 18.5</b> <b>BH: 19.0</b>  <b>WT: 37.0 lbs</b> <b>W/ARMS: 42.5 lbs</b>
<ul style="list-style-type: none"> <li>• 360 Degree Swivel</li> <li>• Pneumatic Seat Height Adjustment</li> <li>• Tilt Tension Control</li> <li>• Back and Seat Tilt in 2:1 ratio</li> <li>• 5 Point Tilt Position Lock</li> <li>• Anti-Launch Tilt Release</li> <li>• Active Back Moves with User</li> <li>• Reduced Depth Seat Slider</li> </ul>	<b>W: 24.8</b> <b>D: 24.0</b> <b>H: 38.0-43.0</b> <b>SW: 20.0</b> <b>SD: 16.0-18.5</b> <b>SH: 16.0-21.0</b>	<b>BW: 18.5</b> <b>BH: 19.0</b>  <b>WT: 37.0 lbs</b> <b>W/ARMS: 42.5 lbs</b>
<ul style="list-style-type: none"> <li>• 360 Degree Swivel</li> <li>• Pneumatic Seat Height Adjustment</li> <li>• Tilt Tension Control</li> <li>• Seat and Back Tilt as a Unit</li> <li>• Infinite Tilt Position Lock</li> <li>• Infinite Back Angle w/ Free Float</li> <li>• Seat Pivots From 0 to 6 Degrees Forward</li> <li>• Active Back Moves with User</li> <li>• Reduced Depth Seat Slider</li> </ul>	<b>W: 24.8</b> <b>D: 24.0</b> <b>H: 38.0-43.0</b> <b>SW: 20.0</b> <b>SD: 16.0-18.5</b> <b>SH: 16.0-21.0</b>	<b>BW: 18.5</b> <b>BH: 19.0</b>  <b>WT: 37.0 lbs</b> <b>W/ARMS: 42.5 lbs</b>

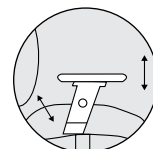
\* T01 Upholstery Air Grid Mesh Fabric Over Foam (Black Only)

**Arm Options**


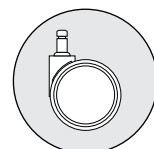
(C) Height Adjustable



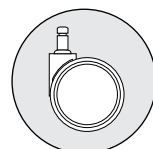
(P) Soft Touch Pad  
w/ 3.5" Height  
Adjustable Arm



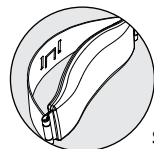
(Q) Soft Touch Pad  
w/ 3.5" Height  
& 4" Width  
Adjustable Arm

**Casters**


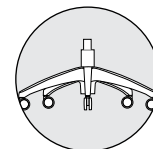
(6) Standard Caster



(7) Hard Floor Casters  
(5 per set) **\$ 40**

**Additional Options**


(L) Height Adjustable  
Lumbar Support **\$ 25**



(A) 26" High  
Profile Polished  
Aluminum Base **\$ 115**



## AMP (Mid Back Upholstered) *SIN: 711 18*

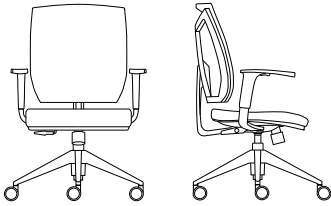
Amp has a trendy, contemporary aesthetic, a lighter scale and performance based control options. This chair is ready to go.

### (AU) Mid Back Upholstered

#### Control Model

#### Arm Options

#### Fabric



#### (Y) Simple Synchro Control

Use for a variety of general office seating, including private office and conference room seating. Compare to swivel-tilt control.

(X) Armless	\$616
(C) Height Adj.	\$708
(P) STP Height Adj.	\$714
(Q) STP Height/Width Adj.	\$737



#### (W) Full Synchro-Tilt Control

Use for a variety of general office seating, including private office and conference room seating.

(X) Armless	\$697
(C) Height Adj.	\$789
(P) STP Height Adj.	\$795
(Q) STP Height/Width Adj.	\$818

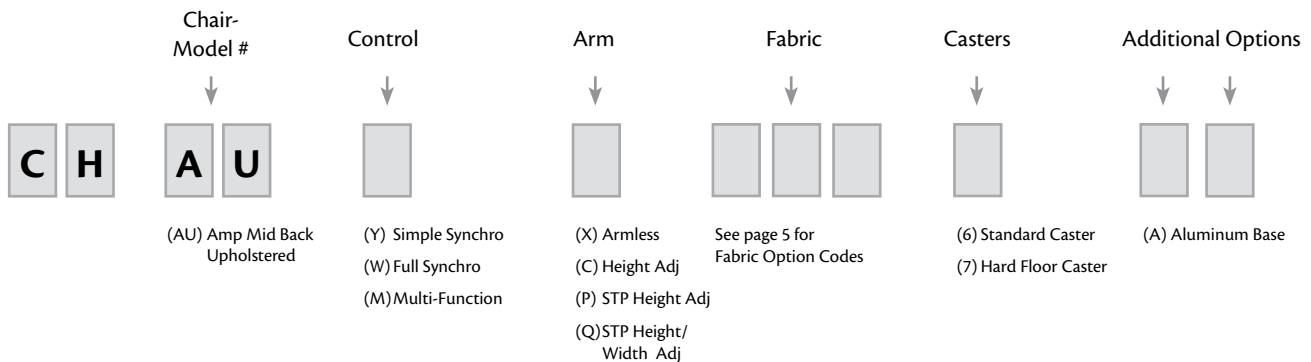


#### (M) Multi-Function Control

Fully articulating seat and back for the highest level of ergonomic needs. Control allows user to dial in forward seat pivot from 0 to 6 degrees.

(X) Armless	\$731
(C) Height Adj.	\$823
(P) STP Height Adj.	\$829
(Q) STP Height/Width Adj.	\$852

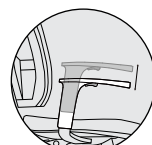
### Creating AMP (Mid Back Upholstered) Model #



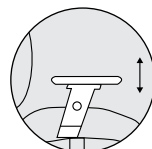
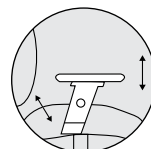

**Key**

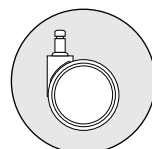
W = Width	BW= Back Width
D= Depth	BH= Back Height
H= Height	
SW= Seat Width	WT = Weight
SD= Seat Depth	
SH= Seat Height	

Mechanical Functions	Dimensions	
<ul style="list-style-type: none"> <li>• 360 Degree Swivel</li> <li>• Pneumatic Seat Height Adjustment</li> <li>• Tilt Tension Control</li> <li>• Back and Seat Tilt in 2:1 ratio</li> <li>• Upright Position Tilt Lock</li> <li>• Active Back Moves with User</li> <li>• Reduced Depth Seat Slider</li> </ul>	<b>W: 24.8</b> <b>D: 24.0</b> <b>H: 38.0-43.0</b> <b>SW: 20.0</b> <b>SD: 16.0-18.5</b> <b>SH: 16.0-21.0</b>	<b>BW: 18.5</b> <b>BH: 19.0</b>  <b>WT: 37.0 lbs</b> <b>W/ARMS: 42.5 lbs</b>
<ul style="list-style-type: none"> <li>• 360 Degree Swivel</li> <li>• Pneumatic Seat Height Adjustment</li> <li>• Tilt Tension Control</li> <li>• Back and Seat Tilt in 2:1 ratio</li> <li>• 5 Point Tilt Position Lock</li> <li>• Anti-Launch Tilt Release</li> <li>• Active Back Moves with User</li> <li>• Reduced Depth Seat Slider</li> </ul>	<b>W: 24.8</b> <b>D: 24.0</b> <b>H: 38.0-43.0</b> <b>SW: 20.0</b> <b>SD: 16.0-18.5</b> <b>SH: 16.0-21.0</b>	<b>BW: 18.5</b> <b>BH: 19.0</b>  <b>WT: 37.0 lbs</b> <b>W/ARMS: 42.5 lbs</b>
<ul style="list-style-type: none"> <li>• 360 Degree Swivel</li> <li>• Pneumatic Seat Height Adjustment</li> <li>• Tilt Tension Control</li> <li>• Seat and Back Tilt as a Unit</li> <li>• Infinite Tilt Position Lock</li> <li>• Infinite Back Angle w/ Free Float</li> <li>• Seat Pivots From 0 to 6 Degrees Forward</li> <li>• Active Back Moves with User</li> <li>• Reduced Depth Seat Slider</li> </ul>	<b>W: 24.8</b> <b>D: 24.0</b> <b>H: 38.0-43.0</b> <b>SW: 20.0</b> <b>SD: 16.0-18.5</b> <b>SH: 16.0-21.0</b>	<b>BW: 18.5</b> <b>BH: 19.0</b>  <b>WT: 37.0 lbs</b> <b>W/ARMS: 42.5 lbs</b>

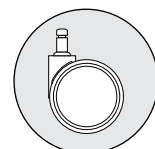
**Arm Options**


(C) Height Adjustable

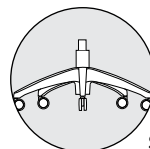

 (P) Soft Touch Pad  
w/ 3.5" Height  
Adjustable Arm

 (Q) Soft Touch Pad  
w/ 3.5" Height  
& 4" Width  
Adjustable Arm

**Casters**


(6) Standard Caster


 (7) Hard Floor Casters  
(5 per set)

\$ 40

**Additional Options**


\$ 115

 (A) 26" High  
Profile Polished  
Aluminum Base



## PACE (Low Back) *SIN: 711 18*

A classic active ergonomic favorite, Pace is both highly functional and wholly pragmatic. It's an essential part of the office landscape, where ever your office may be.

### (PL) Low Back

#### Control Model

#### Arm Options

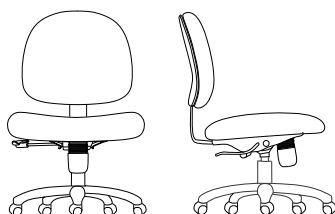
#### Fabric



#### (L) Swivel Tilt Control

Use for a variety of general office seating, including private office and conference room seating.

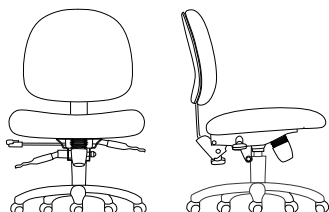
(X) Armless	\$437
(B) Loop Arm	\$518
(D) "C" Arm	\$552
(E) STP Adjustable Arm	\$524
(F) STP Multi-Adjustable Arm	\$547
(T) STP Adj. Pivot/Swivel Arm	\$587
(H) STP Multi Adj. Pivot/Swivel Arm	\$610



#### (R) Rocking Control

For managerial and task applications. Similar to a swivel tilt control, with the added comfort of infinite back angle and tilt adjustment.

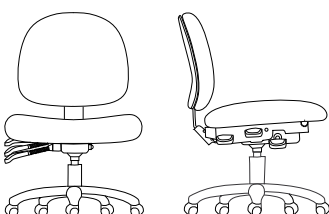
(X) Armless	\$495
(B) Loop Arm	\$576
(D) "C" Arm	\$610
(E) STP Adjustable Arm	\$582
(F) STP Multi-Adjustable Arm	\$605
(T) STP Adj. Pivot/Swivel Arm	\$645
(H) STP Multi Adj. Pivot/Swivel Arm	\$668



#### (M) Multi-Function Control

Fully articulating seat and back for the highest level of ergonomic needs. Control allows user to dial in forward seat pivot from 0 to 6 degrees. Easy touch back height adjustment.

(X) Armless	\$552
(B) Loop Arm	\$633
(D) "C" Arm	\$667
(E) STP Adjustable Arm	\$639
(F) STP Multi-Adjustable Arm	\$662
(T) STP Adj. Pivot/Swivel Arm	\$702
(H) STP Multi Adj. Pivot/Swivel Arm	\$725

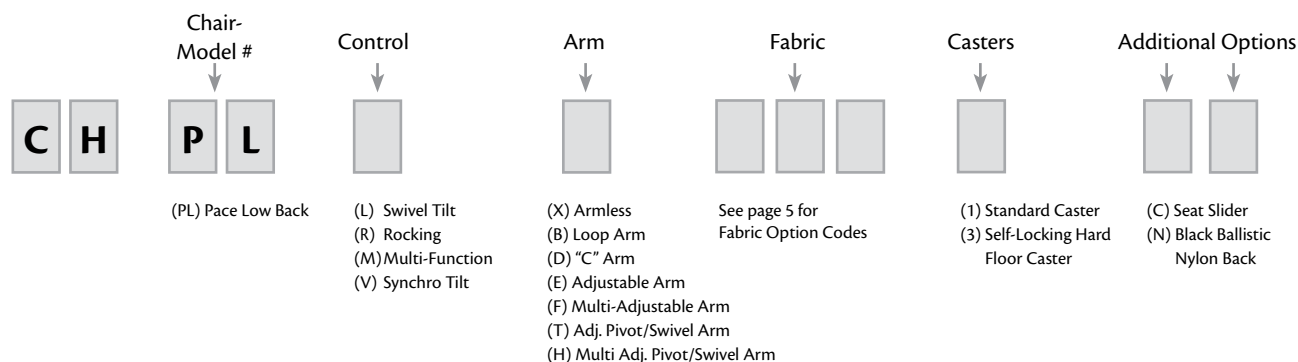


#### (V) Synchro-Tilt Control

Use for a variety of general office seating, including private office and conference room seating. Seat Slider standard with Synchro-Tilt Control. Easy touch back height adjustment.

(X) Armless	\$598
(B) Loop Arm	\$679
(D) "C" Arm	\$713
(E) STP Adjustable Arm	\$685
(F) STP Multi-Adjustable Arm	\$708
(T) STP Adj. Pivot/Swivel Arm	\$748
(H) STP Multi Adj. Pivot/Swivel Arm	\$771

### Creating PACE (Low Back) Model #



**Key**

W = Width

D= Depth

H= Height

SW= Seat Width

SD= Seat Depth

SH= Seat Height

BW= Back Width

BH= Back Height

WT = Weight

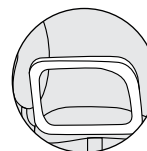
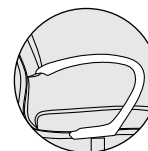
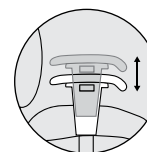
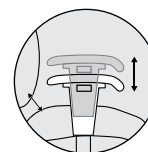
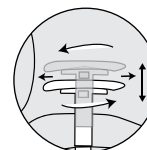
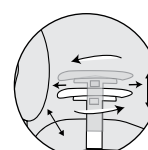
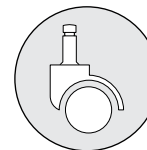
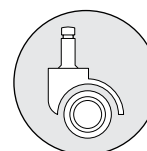
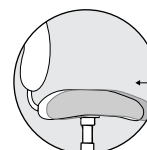
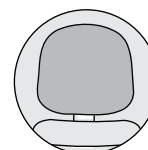
**Mechanical Functions****Dimensions**

- 360 Degree Swivel
  - Pneumatic Seat Height Adjustment
  - Tilt Tension Control
  - Seat and Back Tilt as a Unit
  - Upright Position Tilt Lock
  - Back Depth Adjustment
- W: 27.0**      **BW: 18.5**  
**D: 24.0**      **BH: 17.0**  
**H: 35.0-40.0**  
**SW: 20.5**  
**SD: 20.0**      **WT: 37.0 lbs**  
**SH: 17.0-22.0**      **W/ARMS: 42.5 lbs**

- 360 Degree Swivel
  - Pneumatic Seat Height Adjustment
  - Infinite Seat Tilt Position Lock
  - Infinite Back Angle Adjustment
  - Seat and Back Tilt as a Unit
  - Ratchet Back Height Adjustment
- W: 27.0**      **BW: 18.5**  
**D: 24.0**      **BH: 17.0**  
**H: 35.0-40.0**  
**SW: 20.5**  
**SD: 20.0**      **WT: 37.0 lbs**  
**SH: 17.0-22.0**      **W/ARMS: 42.5 lbs**

- 360 Degree Swivel
  - Pneumatic Seat Height Adjustment
  - Tilt Tension Control
  - Seat and Back Tilt as a Unit
  - Infinite Tilt Position Lock
  - Infinite Back Angle w/ Free Float
  - Seat pivots From 0 to 6 Deg. Forward
- W: 27.0**      **BW: 18.5**  
**D: 24.0**      **BH: 17.0**  
**H: 35.0-40.0**  
**SW: 20.5**  
**SD: 20.0**      **WT: 37.0 lbs**  
**SH: 17.0-22.0**      **W/ARMS: 42.5 lbs**



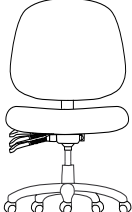
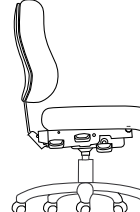
- 360 Degree Swivel
  - Pneumatic Seat Height Adjustment
  - Tilt Tension Control
  - Back and Seat Tilt in 2:1 Ratio
  - 5 Point Tilt Position Lock
  - Anti-Launch Tilt Release
  - Ratchet Back Height Adjustment
- W: 27.0**      **BW: 18.5**  
**D: 24.0**      **BH: 17.0**  
**H: 35.0-40.0**  
**SW: 20.5**  
**SD: 20.0**      **WT: 37.0 lbs**  
**SH: 17.0-22.0**      **W/ARMS: 42.5 lbs**

**Arm Options****(B)** Soft Touch Loop Arm**(D)** Black Soft Touch C-Shape Arm**(E)** Soft Touch Pad w/ 3.5" Height Adjustable Arm**(F)** Soft Touch Pad w/ 3.5" Height & 4" Width Adjustable Arm**(T)** Soft Touch Pad Pivot/Swivel w/ 3.5" Height Adjustable Arm**(H)** Soft Touch Pad Pivot/Swivel w/ 3.5" Height & 4" Width Adjustable Arm**Casters****(1)** Standard Caster**(3)** Hard Floor Casters (5 per set)**\$ 35****Additional Options****(C)** Seat Slider 2.5" Side Paddle Activated**\$ 70****(N)** Black Ballistic Nylon Back**\$ 40**



## PACE (Mid Back) SIN: 711 18

A classic active ergonomic favorite, Pace is both highly functional and wholly pragmatic. It's an essential part of the office landscape, where ever your office may be.

(PM) Mid Back	Control Model	Arm Options	Fabric
 	<b>(L) Swivel Tilt Control</b>  Use for a variety of general office seating, including private office and conference room seating.	(X) Armless (B) Loop Arm (D) "C" Arm (E) STP Adjustable Arm (F) STP Multi-Adjustable Arm (T) Adj. Pivot/Swivel Arm (H) Multi Adj. Pivot/Swivel Arm	\$501 \$582 \$616 \$588 \$611 \$651 \$674
	<b>(R) Rocking Control</b>  For managerial and task applications. Similar to a swivel tilt control, with the added comfort of infinite back angle and tilt adjustment.	(X) Armless (B) Loop Arm (D) "C" Arm (E) STP Adjustable Arm (F) STP Multi-Adjustable Arm (T) Adj. Pivot/Swivel Arm (H) Multi Adj. Pivot/Swivel Arm	\$559 \$640 \$674 \$646 \$669 \$709 \$732
 	<b>(M) Multi-Function Control</b>  Fully articulating seat and back for the highest level of ergonomic needs. Control allows user to dial in forward seat pivot from 0 to 6 degrees. Easy touch back height adjustment.	(X) Armless (B) Loop Arm (D) "C" Arm (E) STP Adjustable Arm (F) STP Multi-Adjustable Arm (T) STP Adj. Pivot/Swivel Arm (H) STP Multi Adj. Pivot/Swivel Arm	\$616 \$697 \$731 \$703 \$726 \$766 \$789
	<b>(V) Synchro-Tilt Control</b>  Use for a variety of general office seating, including private office and conference room seating. Seat Slider Standard with Synchro-Tilt Control. Easy touch back height adjustment.	(X) Armless (B) Loop Arm (D) "C" Arm (E) STP Adjustable Arm (F) STP Multi-Adjustable Arm (T) STP Adj. Pivot/Swivel Arm (H) STP Multi Adj. Pivot/Swivel Arm	\$662 \$743 \$777 \$749 \$772 \$812 \$835

### Creating PACE (Mid Back) Model #

Chair-Model #	Control	Arm	Fabric	Casters	Additional Options
<div>C</div> <div>H</div> <div>P</div> <div>M</div>	<div></div>	<div></div>	<div></div> <div></div> <div></div>	<div></div>	<div></div> <div></div>
(PM) Pace Mid Back	(L) Swivel Tilt (R) Rocking (M) Multi-Function (V) Synchro Tilt	(X) Armless (B) Loop Arm (D) "C" Arm (E) Adjustable Arm (F) Multi-Adjustable Arm (T) Adj. Pivot/Swivel Arm (H) Multi Adj. Pivot/Swivel Arm	See page 5 for Fabric Option Codes	(1) Standard Caster (3) Self-Locking Hard Floor Caster	(C) Seat Slider (N) Black Ballistic Nylon Back



**Key**

W = Width	BW= Back Width
D= Depth	BH= Back Height
H= Height	WT = Weight
SW= Seat Width	
SD= Seat Depth	
SH= Seat Height	

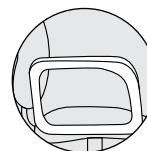
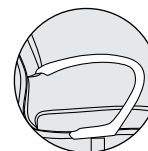
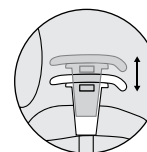
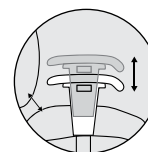
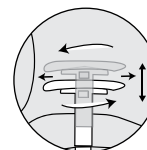
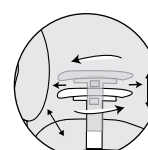
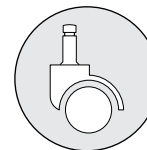
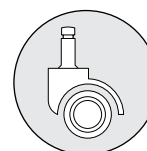
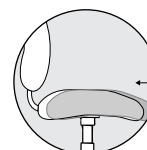
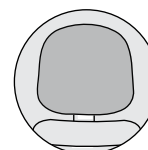
**Mechanical Functions****Dimensions**

• 360 Degree Swivel	<b>W: 27.0</b>	<b>BW: 20.0</b>
• Pneumatic Seat Height Adjustment	<b>D: 23.0</b>	<b>BH: 20.5</b>
• Tilt Tension Control	<b>H: 38.3-43.3</b>	
• Seat and Back Tilt as a Unit	<b>SW: 21.0</b>	
• Upright Position Tilt Lock	<b>SD: 19</b>	<b>WT: 41.0 lbs</b>
• Back Depth Adjustment	<b>SH: 16.0-21.0</b>	<b>W/ARMS: 46.7 lbs</b>

• 360 Degree Swivel	<b>W: 27.0</b>	<b>BW: 20.0</b>
• Pneumatic Seat Height Adjustment	<b>D: 23.0</b>	<b>BH: 20.5</b>
• Infinite Seat Tilt Position Lock	<b>H: 38.3-43.3</b>	
• Infinite Back Angle Adjustment	<b>SW: 21.0</b>	
• Seat and Back Tilt as a Unit	<b>SD: 19</b>	<b>WT: 41.0 lbs</b>
• Ratchet Back Height Adjustment	<b>SH: 16.0-21.0</b>	<b>W/ARMS: 46.7 lbs</b>

• 360 Degree Swivel	<b>W: 27.0</b>	<b>BW: 20.0</b>
• Pneumatic Seat Height Adjustment	<b>D: 23.0</b>	<b>BH: 20.5</b>
• Tilt Tension Control	<b>H: 38.3-43.3</b>	
• Seat and Back Tilt as a Unit	<b>SW: 21.0</b>	
• Infinite Tilt Position Lock	<b>SD: 19</b>	<b>WT: 41.0 lbs</b>
• Infinite Back Angle w/ Free Float	<b>SH: 16.0-21.0</b>	<b>W/ARMS: 46.7 lbs</b>
• Seat pivots From 0 to 6 Deg. Forward		

• 360 Degree Swivel	<b>W: 27.0</b>	<b>BW: 20.0</b>
• Pneumatic Seat Height Adjustment	<b>D: 23.0</b>	<b>BH: 20.5</b>
• Tilt Tension Control	<b>H: 38.3-43.3</b>	
• Back and Seat Tilt in 2:1 Ratio	<b>SW: 21.0</b>	
• 5 Point Tilt Position Lock	<b>SD: 19</b>	<b>WT: 41.0 lbs</b>
• Anti-Launch Tilt Release	<b>SH: 16.0-21.0</b>	<b>W/ARMS: 46.7 lbs</b>
• Ratchet Back Height Adjustment		

**Arm Options****(B)** Soft Touch Loop Arm**(D)** Black Soft Touch C-Shape Arm**(E)** Soft Touch Pad w/ 3.5" Height Adjustable Arm**(F)** Soft Touch Pad w/ 3.5" Height & 4" Width Adjustable Arm**(T)** Soft Touch Adjustable Pivot/Swivel Arm**(H)** Soft Touch Multi-Adjustable Pivot/Swivel Arm**Casters****(1)** Standard Caster**(3)** Hard Floor Casters (5 per set)**\$ 35****Additional Options****(C)** Seat Slider 2.5" Side Paddle Activated**\$ 70****(N)** Black Ballistic Nylon Back**\$ 40**



## PACE (High Back) *SIN: 711 18*

A classic active ergonomic favorite, Pace is both highly functional and wholly pragmatic. It's an essential part of the office landscape, where ever your office may be.

### (PH) High Back

#### Control Model

#### Arm Options

#### Fabric



#### (L) Swivel Tilt Control

Use for a variety of general office seating, including private office and conference room seating.

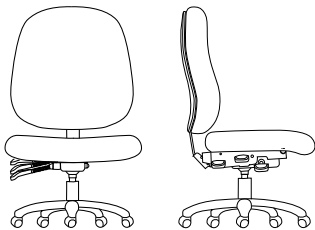
(X) Armless	\$541
(B) Loop Arm	\$622
(D) "C" Arm	\$656
(E) STP Adjustable Arm	\$628
(F) STP Multi-Adjustable Arm	\$651
(T) STP Adj. Pivot/Swivel Arm	\$691
(H) STP Multi Adj. Pivot/Swivel Arm	\$714



#### (R) Rocking Control

For managerial and task applications. Similar to a swivel tilt control, with the added comfort of infinite back angle and tilt adjustment.

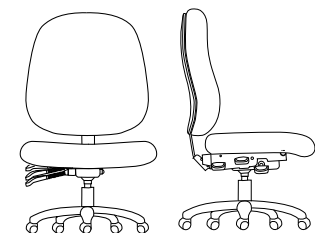
(X) Armless	\$599
(B) Loop Arm	\$680
(D) "C" Arm	\$714
(E) STP Adjustable Arm	\$686
(F) STP Multi-Adjustable Arm	\$709
(T) STP Adj. Pivot/Swivel Arm	\$749
(H) STP Multi Adj. Pivot/Swivel Arm	\$772



#### (M) Multi-Function Control

Fully articulating seat and back for the highest level of ergonomic needs. Control allows user to dial in forward seat pivot from 0 to 6 degrees. Easy touch back height adjustment.

(X) Armless	\$656
(B) Loop Arm	\$737
(D) "C" Arm	\$771
(E) STP Adjustable Arm	\$743
(F) STP Multi-Adjustable Arm	\$766
(T) STP Adj. Pivot/Swivel Arm	\$806
(H) STP Multi Adj. Pivot/Swivel Arm	\$829



#### (V) Synchro-Tilt Control

Use for a variety of general office seating, including private office and conference room seating. Seat Slider Standard with Synchro-Tilt Control. Easy touch back height adjustment.

(X) Armless	\$702
(B) Loop Arm	\$783
(D) "C" Arm	\$817
(E) STP Adjustable Arm	\$789
(F) STP Multi-Adjustable Arm	\$812
(T) STP Adj. Pivot/Swivel Arm	\$852
(H) STP Multi Adj. Pivot/Swivel Arm	\$875

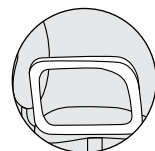
### Creating PACE (High Back) Model #

Chair-Model #	Control	Arm	Fabric	Casters	Additional Options
<b>C</b> <b>H</b>	<b>P</b> <b>H</b>				
(PH) Pace High Back	(L) Swivel Tilt (R) Rocking (M) Multi-Function (V) Synchro Tilt	(X) Armless (B) Loop Arm (D) "C" Arm (E) Adjustable Arm (F) Multi-Adjustable Arm (T) Adj. Pivot/Swivel Arm (H) Multi Adj. Pivot/Swivel Arm	See page 5 for Fabric Option Codes	(1) Standard Caster (3) Self-Locking Hard Floor Caster	(C) Seat Slider (N) Black Ballistic Nylon Back

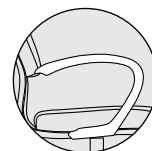


Mechanical Functions	Dimensions	
<ul style="list-style-type: none"> <li>• 360 Degree Swivel</li> <li>• Pneumatic Seat Height Adjustment</li> <li>• Tilt Tension Control</li> <li>• Seat and Back Tilt as a Unit</li> <li>• Upright Position Tilt Lock</li> <li>• Back Depth Adjustment</li> </ul>	<b>W: 27.0</b> <b>D: 23.0</b> <b>H: 42.3-47.3</b> <b>SW: 21.0</b> <b>SD: 19</b> <b>SH: 16.0-21.0</b>	<b>BW: 20.0</b> <b>BH: 24.5</b>  <b>WT: 43.0 lbs</b> <b>W/ARMS: 48.7 lbs</b>
<ul style="list-style-type: none"> <li>• 360 Degree Swivel</li> <li>• Pneumatic Seat Height Adjustment</li> <li>• Infinite Seat Tilt Position Lock</li> <li>• Infinite Back Angle Adjustment</li> <li>• Seat and Back Tilt as a Unit</li> <li>• Ratchet Back Height Adjustment</li> </ul>	<b>W: 27.0</b> <b>D: 23.0</b> <b>H: 42.3-47.3</b> <b>SW: 21.0</b> <b>SD: 19</b> <b>SH: 16.0-21.0</b>	<b>BW: 20.0</b> <b>BH: 24.5</b>  <b>WT: 43.0 lbs</b> <b>W/ARMS: 48.7 lbs</b>
<ul style="list-style-type: none"> <li>• 360 Degree Swivel</li> <li>• Pneumatic Seat Height Adjustment</li> <li>• Tilt Tension Control</li> <li>• Seat and Back Tilt as a Unit</li> <li>• Infinite Tilt Position Lock</li> <li>• Infinite Back Angle w/ Free Float</li> <li>• Seat pivots From 0 to 6 Deg. Forward</li> </ul>	<b>W: 27.0</b> <b>D: 23.0</b> <b>H: 42.3-47.3</b> <b>SW: 21.0</b> <b>SD: 19</b> <b>SH: 16.0-21.0</b>	<b>BW: 20.0</b> <b>BH: 24.5</b>  <b>WT: 43.0 lbs</b> <b>W/ARMS: 48.7 lbs</b>
<ul style="list-style-type: none"> <li>• 360 Degree Swivel</li> <li>• Pneumatic Seat Height Adjustment</li> <li>• Tilt Tension Control</li> <li>• Back and Seat Tilt in 2:1 Ratio</li> <li>• 5 Point Tilt Position Lock</li> <li>• Anti-Launch Tilt Release</li> <li>• Ratchet Back Height Adjustment</li> </ul>	<b>W: 27.0</b> <b>D: 23.0</b> <b>H: 42.3-47.3</b> <b>SW: 21.0</b> <b>SD: 19</b> <b>SH: 16.0-21.0</b>	<b>BW: 20.0</b> <b>BH: 24.5</b>  <b>WT: 43.0 lbs</b> <b>W/ARMS: 48.7 lbs</b>

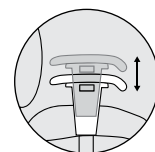
### Arm Options



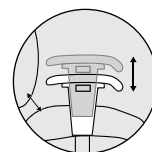
(B) Soft Touch Loop Arm



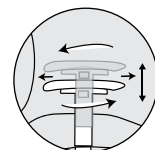
(D) Black Soft Touch C-Shape Arm



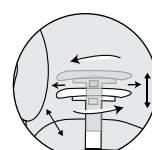
(E) Soft Touch Pad w/ 3.5" Height Adjustable Arm



(F) Soft Touch Pad w/ 3.5" Height & 4" Width Adjustable Arm

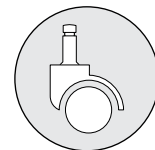


(T) Soft Touch Adjustable Pivot/Swivel Arm




(H) Soft Touch Multi-Adjust Pivot/Swivel Arm

### Casters



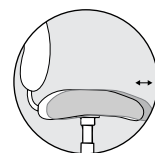
(1) Standard Caster



(3) Hard Floor Casters (5 per set)

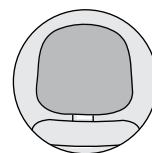
\$ 35

### Additional Options



(C) Seat Slider 2.5" Side Paddle Activated

\$ 70



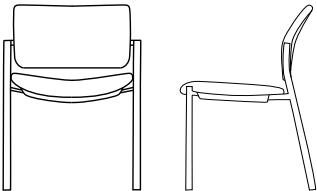
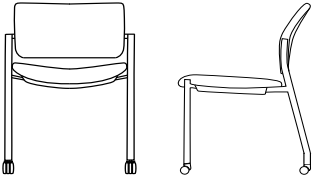

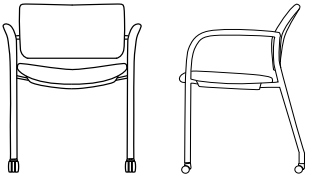
(N) Black Ballistic Nylon Back

\$ 40

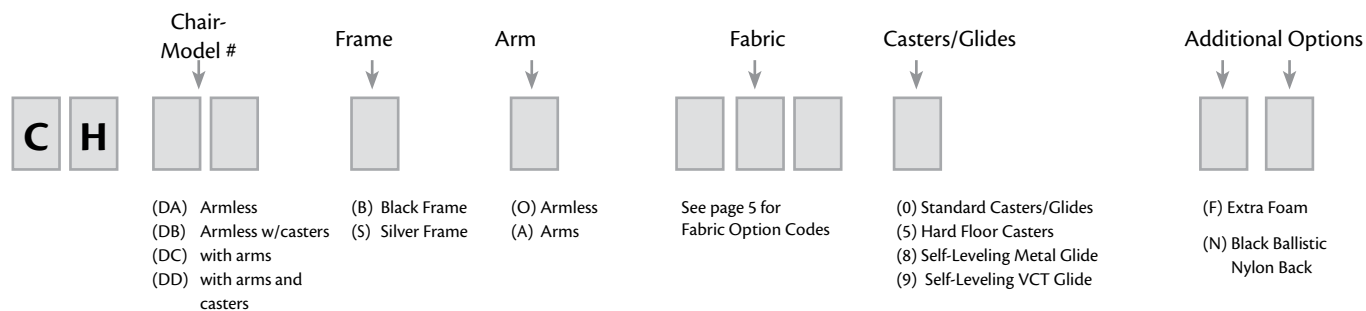


## DASH *SIN: 711 19*

We added a pinch of style with a hint of flair to the recipe for a smart, stackable side chair. When guest seating is called for, Dash is the perfect accompaniment to the rest of our collection.

Chair Model		Fabric*
	<b>(DA) Armless</b>	\$357*
	fabric seat and back cushion	
	<b>(DB) Armless with Casters</b>	\$409*
	fabric seat and back cushion	
	<b>(DC) Chair with Arms</b>	\$409*
	fabric seat and back cushion	
	<b>(DD) Chair with Arms and Casters</b>	\$460*
	fabric seat and back cushion	

### Creating DASH Model #



**Key**

W = Width	BW= Back Width
D= Depth	BH= Back Height
H= Height	
SW= Seat Width	WT = Weight
SD= Seat Depth	
SH= Seat Height	

**Mechanical Functions****Dimensions**

• 300 lb Weight Rating	<b>W: 21.5</b>	<b>BW: 19.5</b>
• Wall Saver Frame	<b>D: 24.0</b>	<b>BH: 16.0</b>
• Non-Marring Floor Glides	<b>H: 33.5</b>	
• Stacks six chair high with optional dolly	<b>SW: 19.5</b>	
• Stacks four chair high free standing	<b>SD: 18.5</b>	<b>WT: 26.0 lbs</b>
	<b>SH: 17.5</b>	

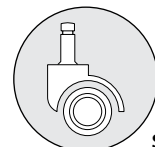
• 250 lb Weight Rating	<b>W: 21.5</b>	<b>BW: 19.5</b>
• Wall Saver Frame	<b>D: 24.0</b>	<b>BH: 16.0</b>
• Standard casters for carpet	<b>H: 33.5</b>	
• Stacks four chair high free standing	<b>SW: 19.5</b>	
	<b>SD: 18.5</b>	<b>WT: 28.0 lbs</b>
	<b>SH: 17.5</b>	

• 300 lb Weight Rating	<b>W: 25.0</b>	<b>BW: 19.5</b>
• Wall Saver Frame	<b>D: 24.0</b>	<b>BH: 16.0</b>
• Non-Marring Floor Glides	<b>H: 33.5</b>	
• Stacks six chair high with optional dolly	<b>SW: 19.5</b>	
• Stacks four chair high free standing	<b>SD: 18.5</b>	<b>WT: 28.0 lbs</b>
	<b>SH: 17.5</b>	

• 250 lb Weight Rating	<b>W: 25.0</b>	<b>BW: 19.5</b>
• Wall Saver Frame	<b>D: 24.0</b>	<b>BH: 16.0</b>
• Standard casters for carpet	<b>H: 33.5</b>	
• Stacks four chair high free standing	<b>SW: 19.5</b>	
	<b>SD: 18.5</b>	<b>WT: 30.0 lbs</b>
	<b>SH: 17.5</b>	

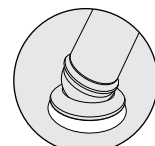
Freight surcharge - Dash:

\* \$15 (Net) per chair for all orders of 4 or less BBF Dash chairs

**Casters/Glides**

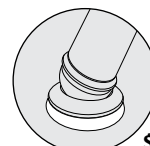
**\$ 35**

(5) Hard Floor Casters  
(5 per set)



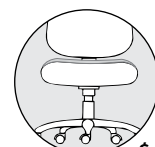
**\$ 25**

(8) Self-Leveling Metal  
Glide (4 per set, (DA)  
& (DC) only)



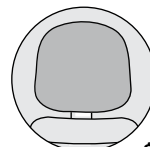
**\$ 35**

(9) Self-Leveling  
VCT Glide  
(4 per set, (DA) &  
(DC) only)

**Additional Options**

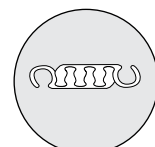
**\$ 35**

(F) Extra Seat Foam 1"



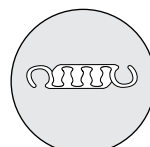
**\$ 30**

(N) Black Ballistic  
Nylon Back

**Extras-** Order by model number as separate items

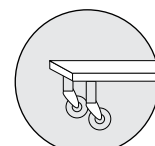
**\$ 35**

(CHGC1) Ganging Clip  
Armless-to-Armless  
2 per set - distance  
between chairs when  
ganged is 1.25"



**\$35**

(CHGC2) Ganging Clip  
arm-to-arm  
2 per set - distance  
between chairs when  
ganged is 4.25"



**\$ 250**

(CHDL1) Stacking dolly  
stack chairs 6 high

# GSA Awarded Terms & Conditions

## Bush Industries, Inc.

### Federal Supply Service-

#### Authorized Federal Supply Schedule Price List

On-line access to contract ordering information, terms and conditions, up-to date pricing, and the option to create an electronic delivery order are available through GSA Advantage!, a menu-driven database system. The Internet address for GSA Advantage! is: [GSAAdvantage.gov](http://GSAAdvantage.gov)  
 Worldwide Federal Supply Schedule Contract for Schedule 71, Part 1- Office Furniture  
 FSC Groups 7105, 7110, 7125, 7195  
 Contract No. GS-28F-0040V

**Contract Period: July 24, 2009, through July 23, 2019**

**Contractor: Bush Industries**

### Federal Government Sales

One Mason Drive, PO Box 460

Jamestown, NY 14702-0460

Phone: 1-888-339-2202

Fax: 1-716-665-1111

Email Address: [GSAServices@BushIndustries.com](mailto:GSAServices@BushIndustries.com)

<http://www.bbffits.com/Markets/GSA.aspx>

Business Size: Small

For more information on ordering from Federal Supply Schedules click on the FSS Schedules button at [fss.gsa.gov](http://fss.gsa.gov).

1. a. The following Special Item Numbers (SIN's) are hereby awarded as a part of this contract:
  - SIN 711-2 Worksurfaces, Workstations, Computer Furniture and Accessories
  - SIN 711-3 Filing and Storage Cabinets, Shelves, Mobile Carts, Dollies, Racks, and Accessories
  - SIN 711-11 Tables and Accessories
  - SIN 711-8 Executive Office Furniture
  - SIN 711-18 Multi Purpose Seating
  - SIN 711-19 Stacking Chairs
- b. N/A. For all pricing refer to: Schedule GS-28F-0040V at [www.gsaadvantage.gov](http://www.gsaadvantage.gov)
- c. Hourly rates N/A

2. Maximum Order \$500,000 Net
  3. Minimum Order \$1.
  4. Geographic coverage: Shipped to addresses with the contiguous US only, no shipments to PO boxes, APO/ FPO addresses. Alaska or Hawaii
  5. Points of Production: Within United States
  6. Discount: 58.21% from BBF (Bush Business Furniture) GSA Pricelist updated March 2014. All commercial product will be shipped with Prepaid Freight pricing for shipments to contiguous US destinations.
  7. Quantity discounts per shipment/ location:
 

\$25,001 - \$125,786 List;	60.25%
\$125,787- \$547,495 List	63.48%
- Contact BBF GSA Support; 1-888-339-2202 for more information
8. Prompt Payment Terms: Net 30
  9. a. Government purchase cards accepted at or below the micro-purchase threshold.  
 b. Government purchase cards are accepted above the micro-purchase threshold.
  10. Foreign items: BBF Federal Government office furniture schedule only offers items which are made in TAA Compliant countries.
  11. a. Delivery Time: 30 days ARO (Maximum 30 days - Most orders ship within 3-5 days, Assembled orders deliver within 20 days from shipment. Delivery times vary depending on base security clearance).  
 b. Expedited Delivery: Contact BBF GSA Support; 1-888-339-2202 for availability and expedited freight rate.  
 c. Overnight and 2-day delivery: Contact BBF GSA Support; 1-888-339-2202 for availability and expedited freight rate.  
 d. Urgent Requirements: Contact BBF GSA Support; 1-888-339-2202 with details.



## Schedule

Contract GS-28F-0040V

12. a. FOB points: FOB Destination  
b. FOB Terms: The following FOB terms apply to all orders:
    - The above charges are limited to deliveries to a commercial delivery dock. If no dock is available or additional services are required, additional charges are applicable.
  13. a. Ordering address: Same as Contractor.  
b. Ordering Procedures: Orders may be placed via:
    - GSA Advantage! [www.gsadvantage.gov](http://www.gsadvantage.gov)
    - Fax: 1-716-665-1111
    - Email: [GSAServices@BushIndustries.com](mailto:GSAServices@BushIndustries.com)
    - U.S. Postal: Bush Industries  
One Mason Drive  
Jamestown, NY 14702
  14. Payment address: Same as Contractor.
  15. a. Warranty: The following warranty applies as shown by product line:
    - 10-year limited warranty: Series A, Series C, Sector, Aspen Conference Tables and Accessories
    - Limited lifetime warranty: Momentum, Milano2, Realize, Quantum and Synchronize Metal Filing
 b. Cancellation Policy: No cost prior to production. After production has begun, only actual costs incurred that the contractor can demonstrate will be charged to the Government if the product cannot be sold in a reasonable length of time (6 months).  
c. Return Policy/Restocking Fee: The Government customer must obtain written authorization from Bush Industries prior to returning any products and they will also be required to pay all outbound/ inbound freight charges. A restocking fee of 20% will apply to all returned products.
  16. Export packing charges: N/A
  17. Terms and conditions of Government purchase card: Government purchase card accepted for all orders.
  18. Terms and conditions of rental, maintenance, and repair: N/A
  19. Terms and conditions of installation: Call for details
  20. Terms and conditions of repair parts: Products are guaranteed to be free of defects for the warranty period (warranty period is based on brand – refer to above or warranty card in product carton). This warranty is expressly limited to replacement of furniture parts and components. For all issues related to post sale service such as parts replacement, warranty claims, assembly tips, defective product disposition, call Consumer Service at 800-950-4782. No credit will be issued for defective product without prior authorization.
    - a. Terms and conditions of any other services: Call for details
  21. List of service and distribution points: Erie, PA 16509 & McCarran, NV 89434
  22. List of participating dealers: Call for details
  23. Preventive maintenance: N/A
  24. a. Special attributes: Bush Industries' manufacturing facility is currently on course to meet BIFMA Level certification. Visit <http://www.bbffits.com/About-BBF/SustainabilityMaterialRecovery.aspx> for more information regarding Bush Industries commitment to: CARB compliance, EPP Downstream Program (Composite Panel Association), Energy Consumption, Landfill Reduction, Corporate Recycling, and Sustainability.  
b. Section 508 Compliance: N/A
  25. DUNS number: 00211961
  26. CCR Registration: Bush Industries is registered DUNS – 00211961 CAGE – 3CA68
- Bush Industries also participates in the Recovery Purchasing Program.



One Mason Drive  
PO BOX 460  
Jamestown, NY 14702-0460  
800.964.1638  
Fax: 716.665.2074  
[www.bbffits.com](http://www.bbffits.com)

To reorder this catalog visit  
[www.bushliterature.com](http://www.bushliterature.com)  
30868 Updated 5/14